



**long beach**  
airport

## Monthly Noise Report

September 2024



# Table of Contents

Air Carrier Aircraft Late Night Activity	Page 3
Noise Violations & Operation Totals	Page 4
Noise Violators	Page 5
Runways 26R and 26L General Aviation Analysis	Page 6
Noise Monitoring Data	Page 7
Noise Complaints	Pages 8-9

# Air Carrier Aircraft Late Night Activity

Current Month & Calendar Year-To-Date Statistics (10 p.m. – 7 a.m.)

10 p.m. - 11 p.m. Activity	September		
	2024	2023	Change
Total Air Carrier Operations	2,839	2,936	-3.3%
American/Mesa/SkyWest/Envoy	0	0	-
Delta Air Lines/SkyWest Airlines	0	1	-100.0%
Hawaiian Airlines	0	1	-100.0%
Southwest Airlines	0	0	-
UPS	0	0	-
Subtotal (10 p.m.—11 p.m.)	0	2	-100.0%

Calendar Year-To-Date		
2024	2023	Change
27,032	24,962	8.3%
0	1	-100.0%
9	23	-60.9%
0	4	-100.0%
24	31	-22.6%
0	0	-
33	59	-44.1%

11 p.m. - 7 a.m. Activity	September		
	2024	2023	Change
American/Mesa/SkyWest/Envoy	0	0	-
Delta Air Lines/SkyWest Airlines	0	1	-100.0%
Hawaiian Airlines	0	0	-
Southwest Airlines	0	0	-
UPS	0	0	-
Subtotal (11 p.m.—7 a.m.)	0	1	-100.0%
TOTAL	0	3	-100.0%

Calendar Year-To-Date		
2024	2023	Change
0	0	-
1	3	-66.6%
0	7	-100.0%
0	2	-100.0%
0	1	-100.0%
1	13	-92.3%
34	72	-52.8%

**Notes:**

0.00% (0 of 2,839) of total air carrier operations occurred between 10 p.m. – 11 p.m.

0.00% (0 of 2,839) of total air carrier operations occurred between 11 p.m. – 7 a.m.

# Noise Violations & Operation Totals

## Noise Violations - Current Month & Calendar Year-To-Date Statistics

Air Carrier Noise Violations	September		
	2024	2023	Change
American/Mesa/SkyWest/Envoy	0	0	-
Delta Air Lines/SkyWest Airlines	0	1	-100.0%
Hawaiian Airlines	0	0	-
Southwest Airlines	0	0	-
UPS	0	0	-
Subtotal	0	1	-100.0%
General Aviation Noise Violations	September		
	2024	2023	Change
All General Aviation	25	20	25.0%
Subtotal	25	20	25.0%
<b>TOTAL</b>	<b>25</b>	<b>21</b>	<b>19.1%</b>

Calendar Year-To-Date		
2024	2023	Change
0	0	-
1	3	-66.7%
0	5	-100.0%
0	0	-
0	1	-100.0%
1	9	-88.9%
Calendar Year-To-Date		
2024	2023	Change
118	101	16.8%
118	101	16.8%
119	110	8.2%

Monetary Fines	September		
	2024	2023	Change
Airport Surcharges	\$500	\$900	-44.4%
Consent Decree	0	0	-
<b>TOTAL</b>	<b>\$500</b>	<b>\$900</b>	<b>-44.4%</b>

Calendar Year-To-Date		
2024	2023	Change
\$4,400	\$4,100	7.3%
0	0	-
\$4,400	\$4,100	7.3%

## Operation Totals - Current Month & Calendar Year-To-Date Statistics

Airport Operations	September		
	2024	2023	Change
Air Carrier	2,839	2,936	-3.3%
General Aviation	33,428	34,562	-3.3%
Military	75	65	15.4%
<b>TOTAL</b>	<b>36,342</b>	<b>37,563</b>	<b>-3.3%</b>

Calendar Year-To-Date		
2024	2023	Change
27,032	24,962	8.3%
284,686	254,256	12.0%
744	732	1.6%
312,462	279,950	11.6%

Source: Federal Aviation Administration (FAA) Air Traffic Activity System (ATADS)

**Notes:**

0.00% (0 of 2,839) of total air carrier operations resulted in an aircraft noise violation.

0.07% (25 of 33,428) of total general aviation operations resulted in an aircraft noise violation.

# Noise Violators

Owner Name	Date	Time	A/D	Rwy	Flight #	A/C Type	Orig/Dest	SEL	Limit	Status
MF Aviation LLC	9/2/2024	23:37:36	A	30		GLF4		89.3	79	VIO-3
SN 0048 LLC	9/3/2024	01:46:34	A	30		C206		81.9	79	VIO-3
Private	8/31/2024	23:20:35	D	30		P28A		81.3	79	VIO-1
JDR Management	9/4/2024	02:47:37	A	30		F900		87.2	79	VIO-1
Private	8/31/2024	18:38:12	T/G	26L		C152		N/A	N/A	VIO-1
Edwards Aero Club	9/10/2024	23:23:41	D	30		C172		83.3	79	VIO-1
Private	9/7/2024	21:26:00	T/G	26L		P28A		N/A	N/A	VIO-1
BLACKBRIDGE HOLDINGS LLC	9/13/2024	23:29:06	D	30		C210		85.7	79	VIO-1
Private	9/2/2024	21:53:00	T/G	30		C172		N/A	N/A	VIO-1
Go Vector One LLC (N163JW)	9/15/2024	02:45:50	A	30		GLF4		90.3	79	VIO-1
Flexjet, LLC	9/21/2024	00:24:36	A	30	LXJ396	E55P		90	79	VIO-13
Atsinger Aviation LLC	9/21/2024	05:51:39	D	30		C750		85.4	79	VIO-1
Long Beach Flying Club	9/22/2024	16:04:24	M/A	30		C152		N/A	N/A	VIO-1
Brasil Vida Taxi Aereo Ltda	9/25/2024	23:13:51	A	30		LJ35		88.3	79	VIO-1
Private	9/2/2024	18:50:10	T/G	26L		C172		N/A	N/A	VIO-2
Private	9/14/2024	17:20:00	M/A	30		P28A		N/A	N/A	VIO-1
Skyview LLC	9/27/2024	02:42:13	A	30		FA50		94.5	79	VIO-1
N365AV	9/27/2024	23:27:17	D	30		CL30		83.1	79	VIO-1
Sierra American Corp	9/28/2024	18:15:10	D	30	AJI9848	B732		105	102.5	VIO-1
Validair Limited Co Trustee	9/29/2024	00:33:45	D	30		S22T		81.8	79	VIO-1
Hikari Aviation LTD.	9/29/2024	05:11:17	A	30		BE76		83.4	79	VIO-2
AGA Aviation LLC	9/29/2024	23:10:25	A	30		C650		84.4	79	VIO-1
Seven 4 Zulu LLC	9/29/2024	00:03:24	D	26L		C172		N/A	N/A	VIO-1
Personal Aviation LLC	9/28/2024	23:54:21	D	26L		C172		N/A	N/A	VIO-1
Tadd Aviation LLC	9/30/2024	23:59:48	A	30		GLF4		89.7	79	VIO-1

## Definitions:

A = Arrival

D = Departure

Rwy = Runway

A/C = Aircraft

SEL = SENEL — Single Event Noise Exposure Level (dBA)

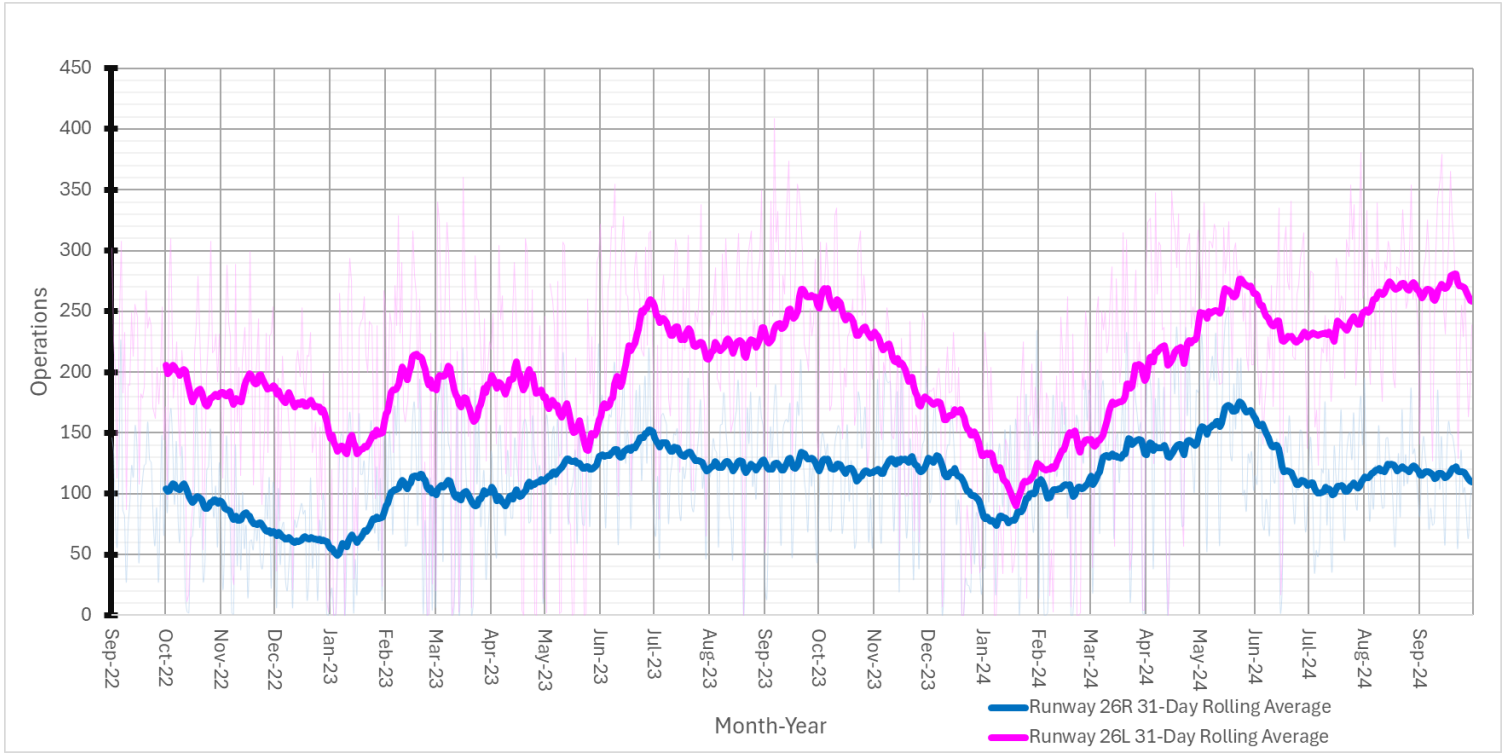
T/G = Touch and Go

M/A = Practice Missed Approach

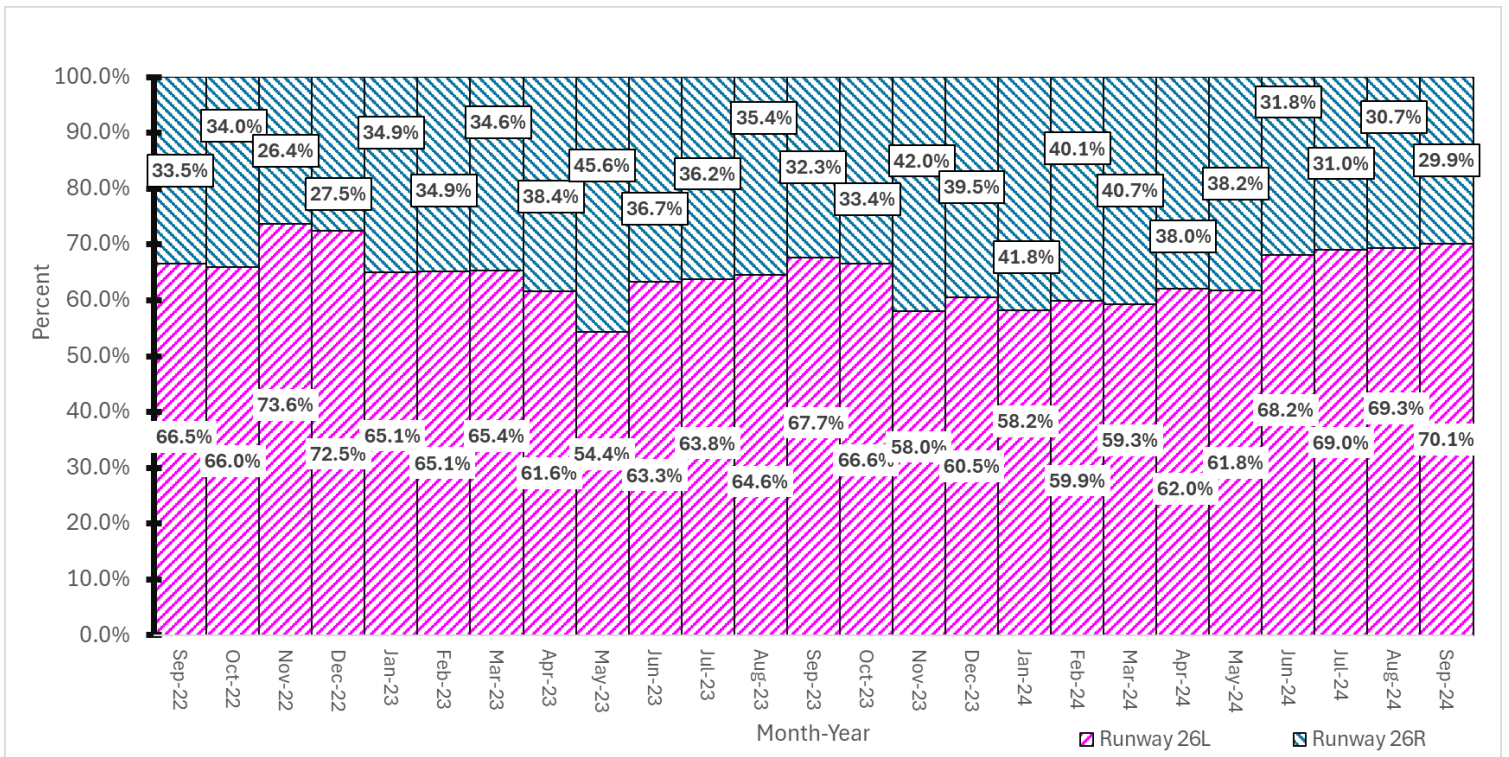
VIO = Violation

# Runways 26R and 26L General Aviation Analysis

Runways 26R vs. 26L Departing Totals – September 2022-2024 - 31-Day Rolling Average (Prop and Turboprop Only)

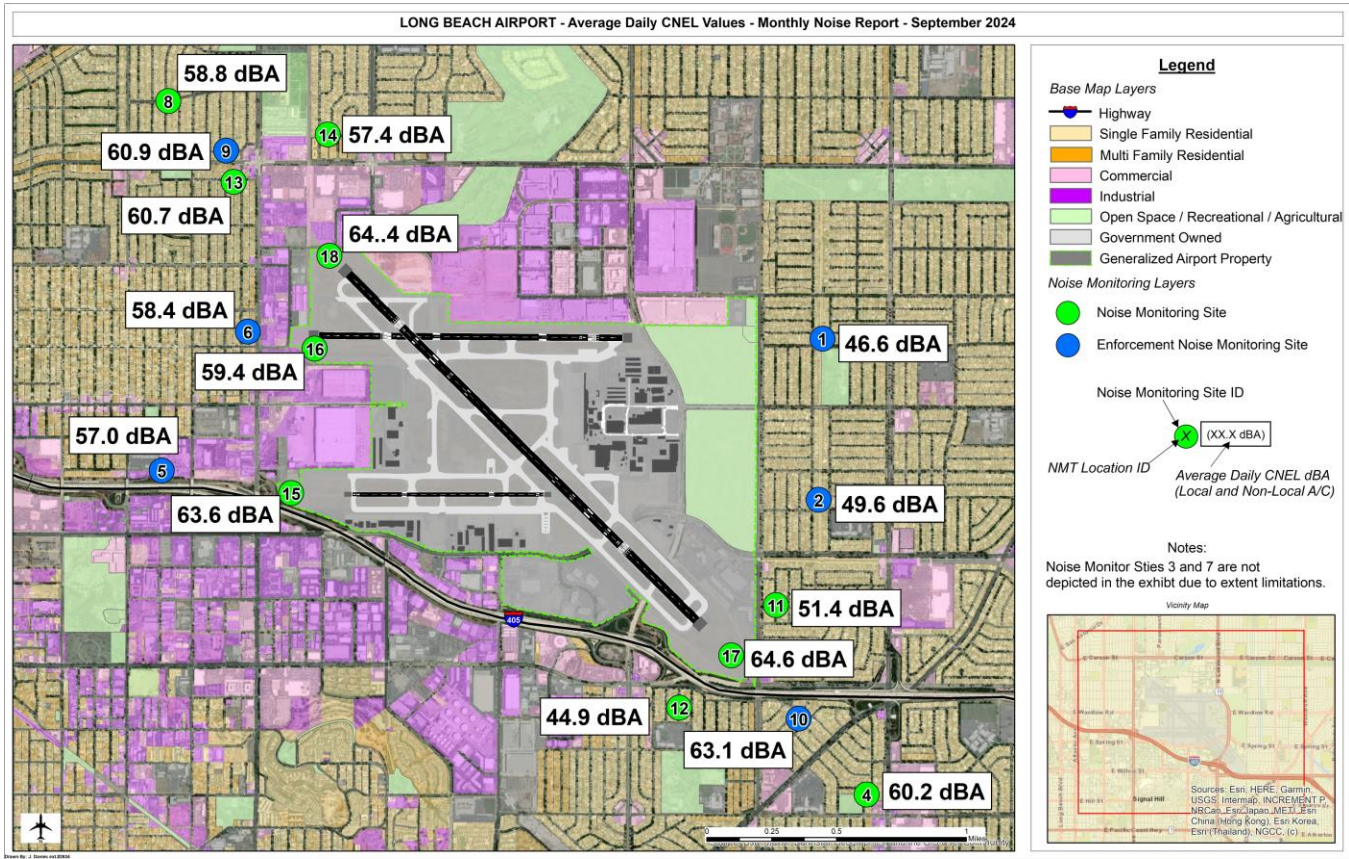


Runways 26R vs. 26L Departing Percent – September 2022-2024 (Prop and Turboprop Only)



# Noise Monitoring Data

## Average Daily Aircraft CNEL Values – September 2024

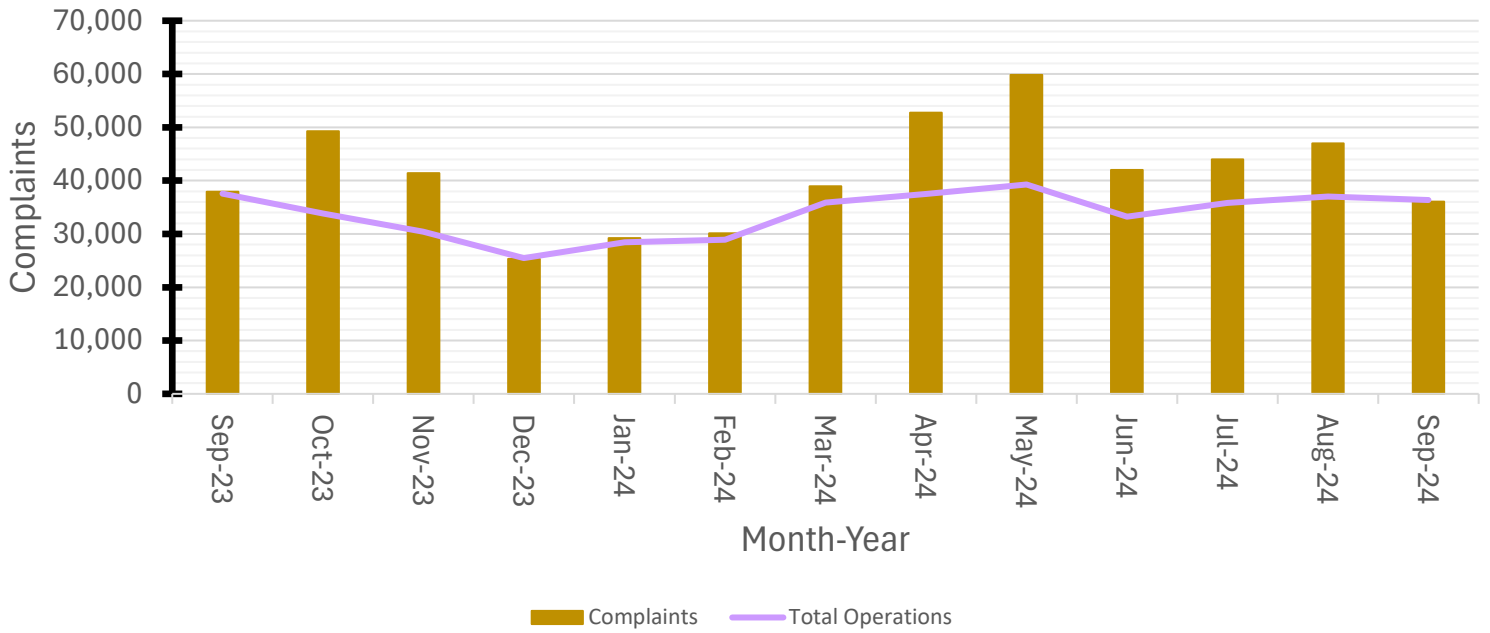


## Average Daily Aircraft CNEL Values – September 2023-2024

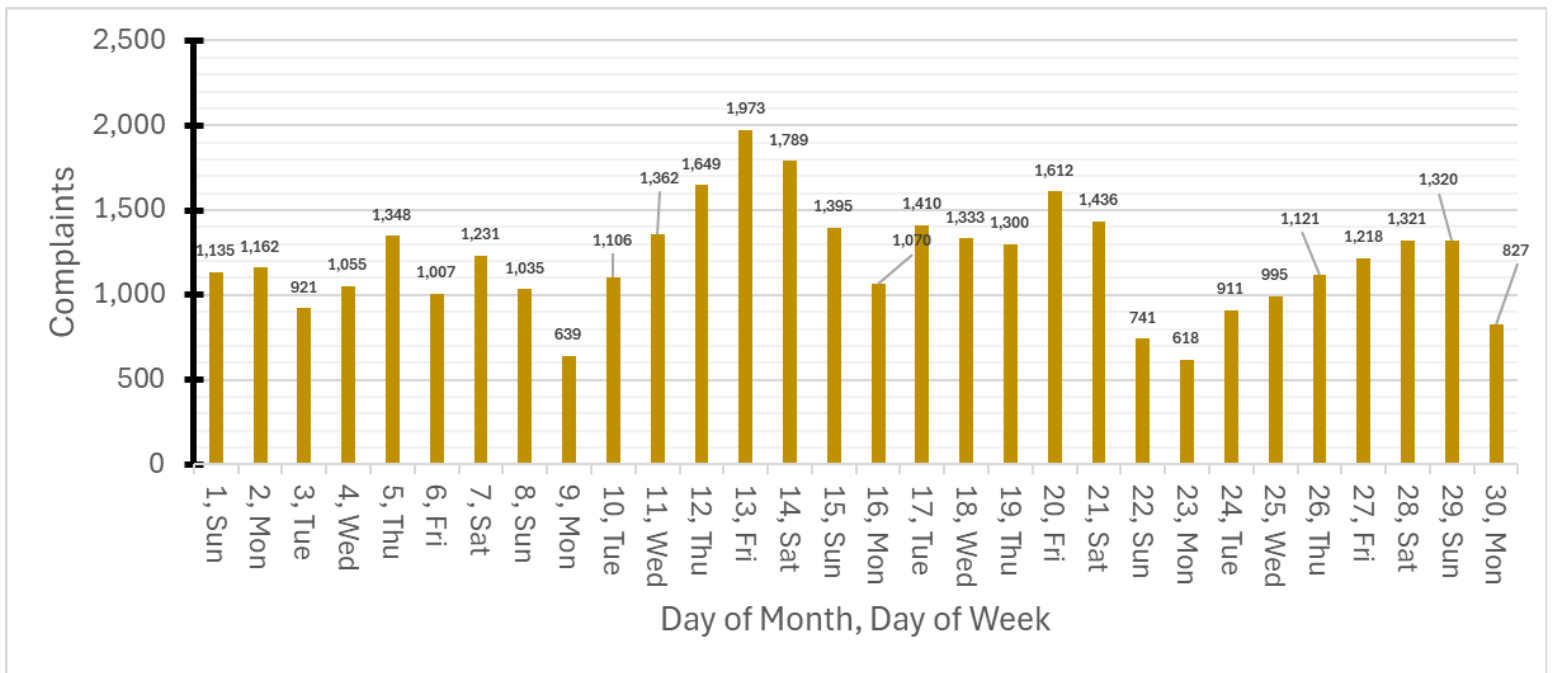
Month-Year	Remote Monitoring Terminal (RMT)																	
	1	2	3	4	5	6	7	8	9	10	11	12	13	14	15	16	17	18
Sep-23	46.6	49.6	58.5	60.2	57.0	58.4	54.9	58.8	60.9	63.1	51.4	44.9	60.7	57.4	63.6	59.4	64.6	64.4
Oct-23	45.7	48.4	58.2	60.5	55.7	58.3	54.3	58.5	60.8	63.5	50.4	46.1	60.6	57.1	62.9	59.4	64.7	64.2
Nov-23	47.0	47.3	56.9	60.0	54.7	58.8	53.9	58.0	60.1	63.0	51.1	49.7	60.2	56.5	61.5	59.7	64.3	63.9
Dec-23	44.7	46.1	57.4	60.1	53.2	57.9	54.3	58.9	60.9	63.0	51.8	50.2	60.9	56.3	60.1	59.6	64.8	64.7
Jan-24	45.2	45.5	56.3	59.9	54.2	59.2	54.0	58.2	60.1	62.8	51.0	49.1	60.2	57.0	60.7	60.2	64.6	64.4
Feb-24	44.6	48.1	58.7	60.3	54.1	58.8	54.8	59.2	60.9	63.0	53.9	50.2	60.7	56.2	58.8	60.7	65.7	65.1
Mar-24	47.1	49.4	58.7	60.4	55.3	59.2	55.6	59.4	61.4	63.2	53.8	48.7	61.1	57.4	61.3	60.7	64.3	65.0
Apr-24	48.4	50.2	59.0	60.7	58.7	60.1	55.5	59.3	61.4	63.5	54.8	48.2	61.2	57.9	62.8	61.1	65.7	64.8
May-24	47.6	51.0	60.5	60.9	58.8	60.9	56.9	60.4	62.8	64.5	54.2	46.8	63.2	59.2	63.2	62.3	66.2	66.3
Jun-24	44.6	47.6	58.3	60.7	57.7	59.1	55.7	59.3	61.4	63.8	51.3	44.1	62.3	58.0	62.4	57.8	65.3	64.7
Jul-24	45.5	48.2	58.2	60.9	58.0	58.8	56.4	59.2	61.5	63.8	50.0	44.8	61.6	58.4	63.0	59.9	65.3	64.7
Aug-24	45.3	48.1	58.5	60.9	57.9	58.9	55.2	59.2	61.4	64.0	51.9	45.9	61.5	57.6	63.3	59.9	65.6	62.6
Sep-24	45.1	46.9	58.6	60.2	57.4	58.1	54.4	58.2	60.4	63.2	49.7	44.2	60.6	57.0	63.2	59.3	64.9	63.9

# Noise Complaints

## Monthly Totals – September 2023-2024

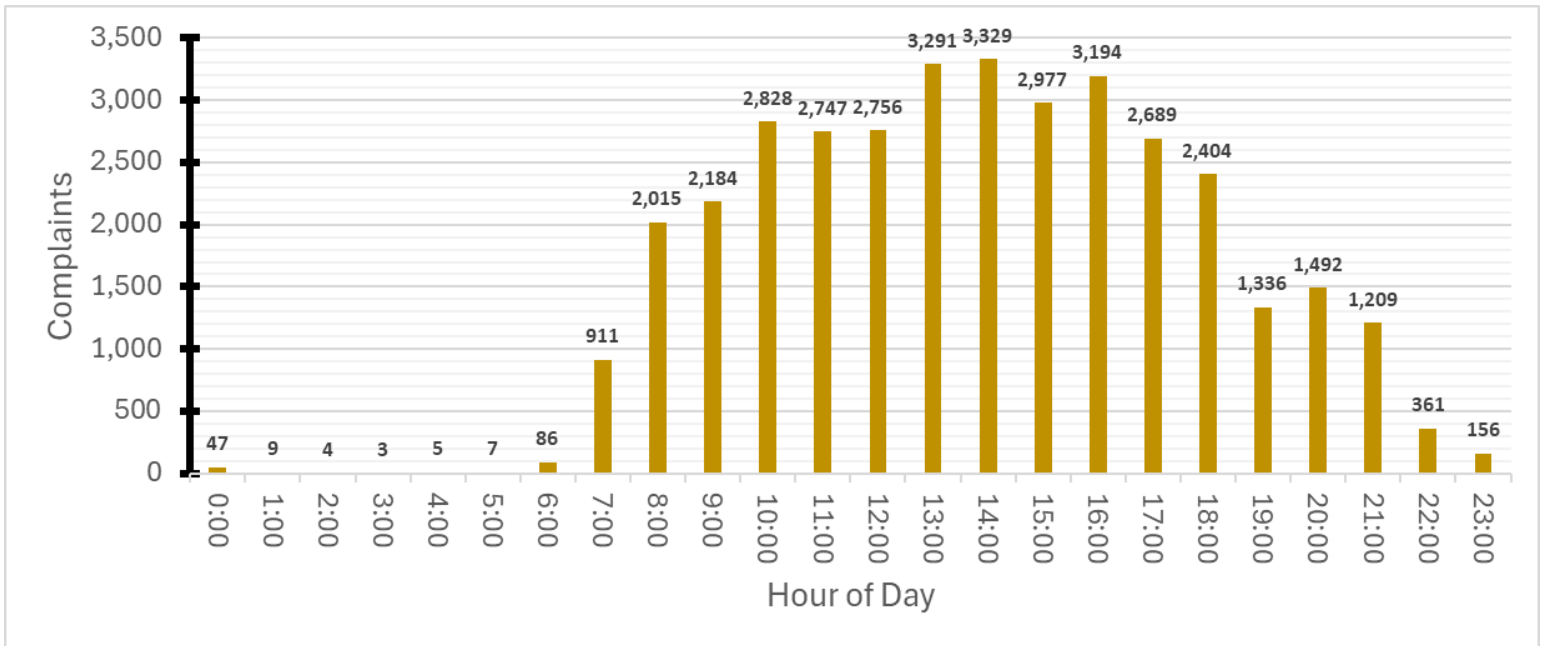


## Daily Totals – September 2024

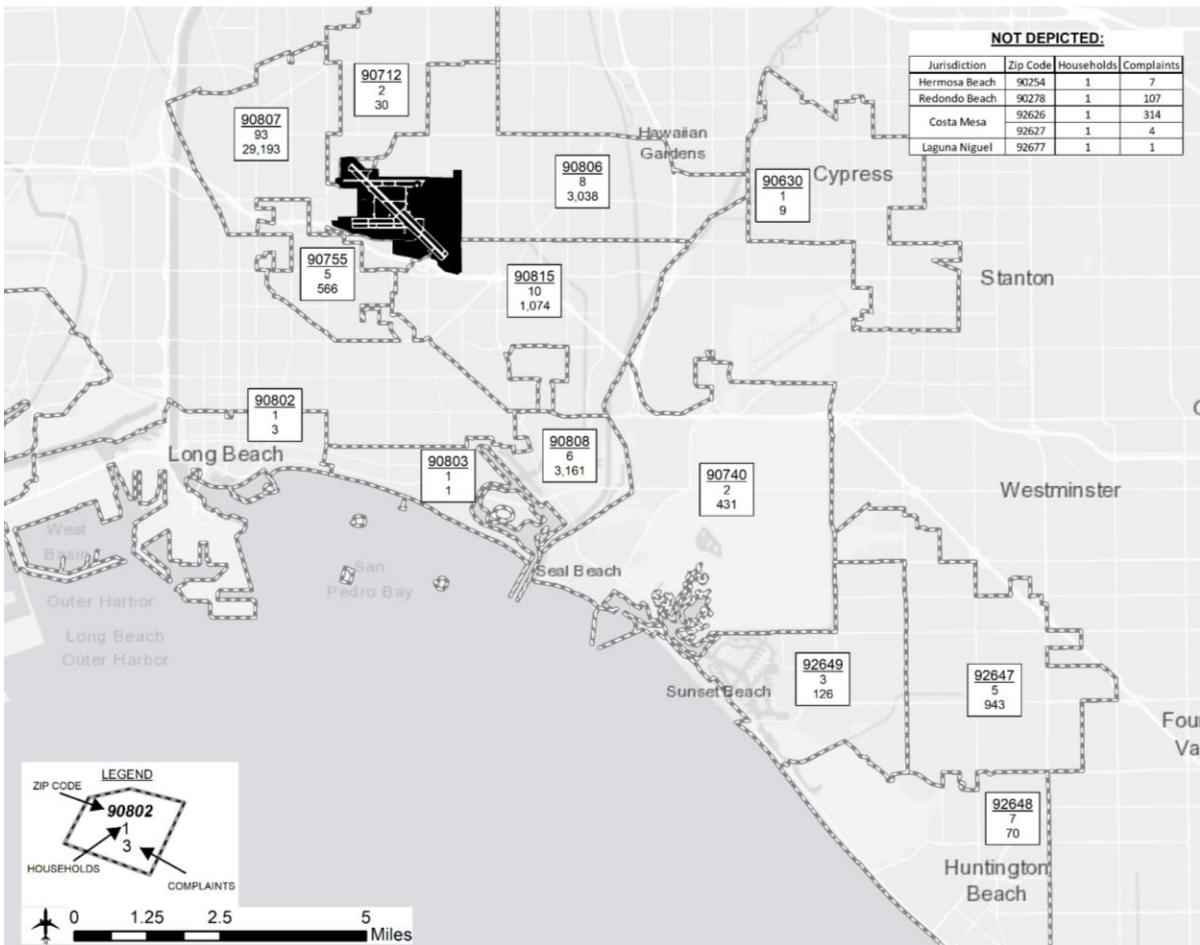


# Noise Complaints

## Hour of Day Totals – September 2024



## Households and Complaints by Zip Code – September 2024



## **Airport Noise Office Contact Information:**

Noise Hotline: 562.570.2635

General Mailbox: [LGBNoise@longbeach.gov](mailto:LGBNoise@longbeach.gov)

Website: [www.lgb.org/noise](http://www.lgb.org/noise)



4100 Donald Douglas Drive  
Long Beach, CA 90808

[www.lgb.org](http://www.lgb.org)



CITY OF  
**LONG BEACH**

411 West Ocean Boulevard  
Long Beach, CA 90802

[www.longbeach.gov](http://www.longbeach.gov)

