

Airport Advisory Commission

Katie Larson
Chair

Kenneth Brown

Wayne Chaney Sr.

Mireya LaFarga

Geetanjali Reuben

Dede Rossi



long beach
airport



Airport Management

Cynthia Guidry
Director

Juan López-Rios
Deputy Airport Director

Ken Mason
Executive Assistant

Claudia Lewis
Manager of Administration &
Finance

Ron Reeves
Airport Operations & Facilities
Manager

Stephan Lum
Engineering Officer

Dale Worsham
Development Services Officer

Terry Ward
Operations Liaison Officer

Scott Garrett
Facilities Management Officer

Mony Chhey
Financial Services Officer

Scott Korobkin
Superintendent of Safety & Security

Kate Kuykendall
Public Affairs Officer

Ryan McMullan
Noise & Environmental Affairs Officer



Long Beach Airport Monthly Noise Report March 2023

COMMERCIAL AIRCRAFT LATE NIGHT ACTIVITY
LGB Current Month & Calendar Year-To-Date Statistics (10 PM- 7AM)
March 2023

March				Calendar Year-To-Date		
10PM - 11PM Activity	2023	2022	Change	2023	2022	Change
Air Carrier & Commuter Operations	2,730	2,738	-0.3%	8,112	7,880	2.9%
American/Mesa/SkyWest/Envoy	0	0		1	0	100.0%
Delta/SkyWest Airlines	7	6	16.7%	13	7	85.7%
Hawaiian Airlines	2	0	200.0%	2	1	100.0%
Southwest Airlines	5	2	150.0%	11	6	83.3%
UPS	0	1	-100.0%	0	1	-100.0%
Subtotal 10PM-11PM	14	9	55.6%	27	15	80.0%
11PM- 7AM Activity	2023	2022	Change	2023	2022	Change
American/Mesa/SkyWest/Envoy	0	0		0	0	
Delta/SkyWest Airlines	0	0		0	0	
Hawaiian Airlines	0	0		0	2	-200.0%
Southwest Airlines	0	0		0	1	-100.0%
UPS	0	0		1	0	100.0%
Subtotal 11PM-7AM	0	0		1	3	-66.7%
TOTAL	14	9	55.6%	28	18	55.6%

Notes:

0.5% (14 of 2,730) of total commercial operations occurred between 10pm - 7am.

0.5 flights - Nightly average for all late night (10:00 PM—7:00 AM) commercial flights, includes unanticipated delays.

0.0 flights - Nightly average for commercial flights after 11 PM.

AIRPORT NOISE VIOLATIONS						
LGB Current Month & Calendar Year-To-Date Statistics						
March 2023						
March				Calendar Year-To-Date		
Air Carrier Noise Violations	2023	2022	Change	2023	2022	Change
American/Mesa/SkyWest/Envoy	0	0		0	0	
Delta/SkyWest Airlines	0	0		0	0	
Hawaiian Airlines	0	0		0	1	-100.0%
Southwest Airlines	0	0		0	0	
UPS	0	0		1	0	100.0%
Subtotal	0	0		1	1	0.0%
Commuter Noise Violations	2023	2022	Change	2023	2022	Change
American/Mesa/SkyWest/Envoy	0	0		0	0	
Delta/SkyWest Airlines	0	0		0	0	
Subtotal	0	0		0	0	
Non-Commercial Noise Violations	2023	2022	Change	2023	2022	Change
All GA, Charter & Other	16	7	128.6%	33	16	106.3%
TOTAL	16	7	128.6%	34	17	100.0%
Monetary Fines	2023	2022		2023	2022	
Airport Surcharges	\$100	\$0		\$400	\$100	
Consent Decree	\$0	\$0		\$0	\$0	
TOTAL	\$100	\$0		\$400	\$100	

AIRPORT OPERATIONS						
LGB Current Month & Calendar Year-To-Date Statistics						
March 2023						
March				Calendar Year-To-Date		
Airport Operations (FAA)	2023	2022	Change	2023	2022	Change
Air Carrier + Commuter Carriers	2,730	2,738	-0.3%	8,112	7,880	2.9%
Air Taxi + General Aviation	26,394	30,247	-12.7%	73,775	81,076	-9.0%
Military Operations	92	112	-17.9%	240	328	-26.8%
Total Aircraft Operations	29,216	33,097	-11.7%	82,127	89,284	-8.0%

Notes:

0.02% (16 of 29,124) of the Airport's total aircraft operations (Commercial & GA) resulted in an aircraft noise violation.
0.0% (0 of 2,730) of the Airport's Commercial operations (Commercial & Commuter) resulted in an aircraft noise violation.

AIRCRAFT NOISE VIOLATORS

March 2023

OWNERNAME	DATE	TIME	A/D	RWY	FLIGHT #	A/C TYPE	ORIG/DEST	SEL	LIMIT	STATUS
Universal Avionics Systems Corp.	3/2/2023	13:23:09	D	30		GLF3		105.4	102.5	VIO
Paragon Aviation LLC	3/3/2023	16:25:07	D	26R		COL3		95.0	92.0	VIO
RD Aiways LLC	3/4/2023	3:23:20	A	30		H25B		87.7	79.0	VIO
Private	3/4/2023	7:08:00	T	26L		C172		N/A	N/A	VIO
Private	3/4/2023	7:27:39	T	26L		C172		N/A	N/A	VIO
Private	3/4/2023	7:36:41	T	26R		C172		N/A	N/A	VIO
Private	3/4/2023	11:58:53	T	26R		C182		96.4	92.0	VIO
Private	3/5/2023	7:09:19	T	26L		C172		N/A	N/A	VIO
Private	3/5/2023	21:04:44	P	30		C152		N/A	N/A	VIO
FL-337 LLC	3/11/2023	23:31:50	A	30		B350		90.3	79.0	VIO
Private	3/17/2023	19:13:00	A	26R		C172		N/A	N/A	VIO
Martin Aviation LLC	3/18/2023	14:26:18	D	26R		DC3		95.2	92.0	VIO
Unique Educational Experiences	3/19/2023	15:16:35	T	26L		C172		N/A	N/A	VIO
Koch Transportation LLC	3/21/2023	23:27:53	D	30		E55P		87.2	79.0	VIO
Dzyne Technologies Inc	3/27/2023	18:30:51	A	26L		C206		95.4	93.0	VIO
Private	3/28/2023	0:53:50	A	30		DA42		82.8	79.0	VIO

DEFINITIONS:

A/C Type — Aircraft Type

A/D — Arrival/Departure

P—Practice Missed Approach

RWY — Runway

SEL — SENEL — Single Event Noise Exposure Level (dBA)

T—Touch and Go

VIO —Violation

AIR CARRIER NOISE BUDGET PERFORMANCE

April 2022 - March 2023

RMT #	NOISE BUDGET	ACTUAL	PERCENT BUDGET USED
9	70.7	40.4	57.7%
10	84.6	63.0	74.4%

Source: Long Beach Airport Staff Calculations

DEFINITIONS:

RMT — Remote Monitoring Terminal

TOTAL NOISE BUDGET PERFORMANCE

April 2022 - March 2023

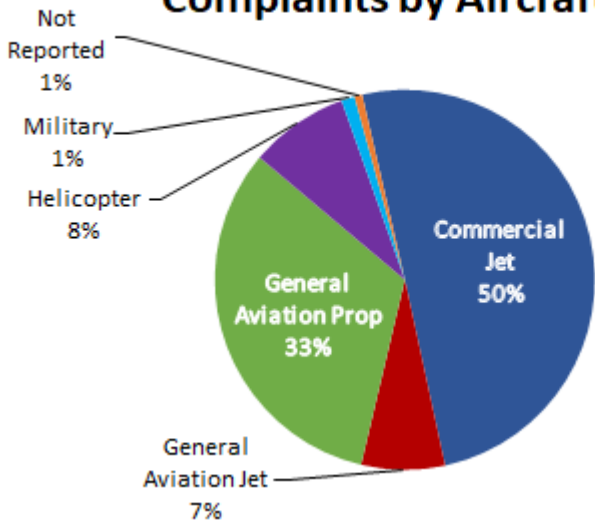
RMT #	NOISE BUDGET	ACTUAL	PERCENT BUDGET USED
9	102.7	48.3	47.0%
10	120.9	75.1	62.1%

Source: Long Beach Airport Staff Calculations

LGB AIRCRAFT NOISE COMPLAINTS

March 2023

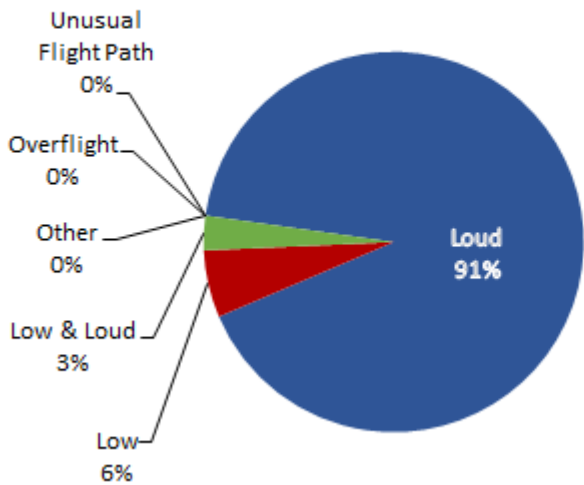
Complaints by Aircraft Types



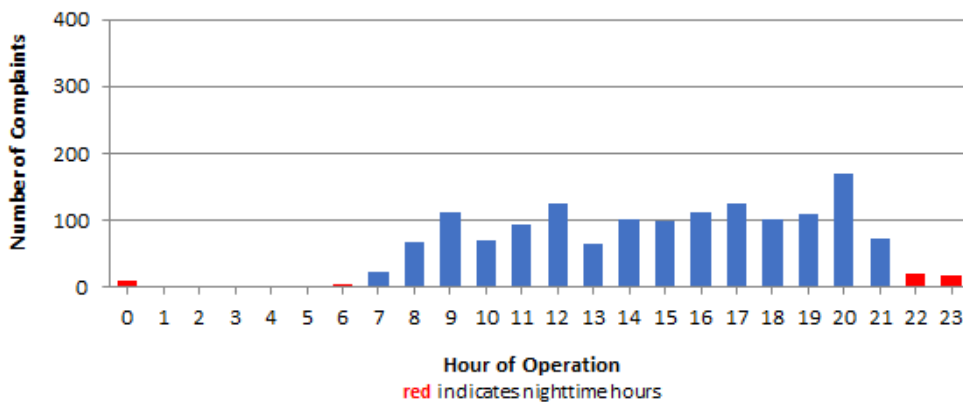
Complaints by Zip Code

Zip Code	Complaints	Units
90242	32	1
90248	1	1
90254	2	1
90278	36	1
90712	1	1
90713	1	1
90731	1	1
90805	8	1
90807	192	37
90808	22	7
91364	2	1
92626	411	2
92647	593	3
92648	164	6
92649	15	1
92651	15	1
92660	1	1
92676	1	1
92677	4	1
Not Reported	2	1
Grand Total	1,504	70

Complaints by Concern



Complaints by Time of Operation





long beach airport



Long Beach Airport

4100 E. Donald Douglas Drive, Long Beach, CA 90808

www.lgb.org • lgbapt@longbeach.gov

Administration • (562) 570-2619