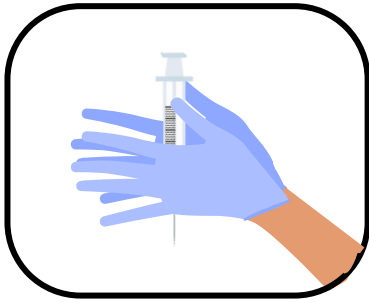


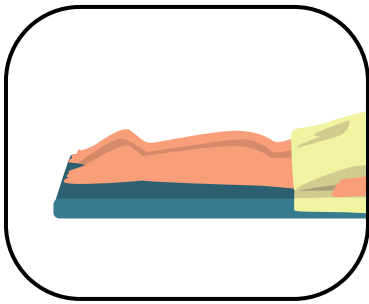
How to Administer Bicillin

A Step-by-Step Guide



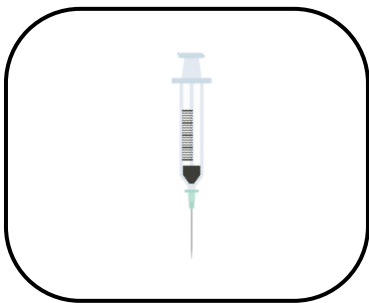
1 Warm the Injection

Remove Bicillin from box. Warm the medication to room temperature by rolling the syringe back and forth between the palms of the hands.



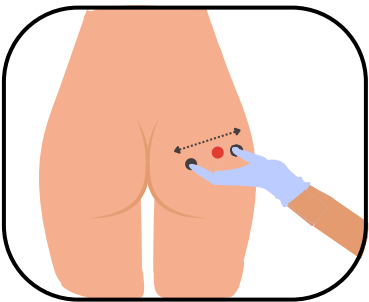
2 Instruct Patient to Lie Down

Have the patient lie face down on the treatment table and point their toes inward to relax the muscle area at the site of injection.



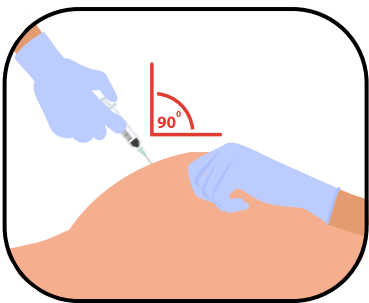
3 Suggested Dosage

If receiving two injections (1.2 mu each), one will be given on each buttock. If only receiving one injection (2.4 mu), ask the patient if they prefer to have it on the right or left buttock.



4 Locate the Site of Injection

Dose must be given by deep intramuscular injections in the upper outer quadrant of the gluteal/buttock area. Stretch the skin at the injection site to make it easier for the needle to enter the skin just before injection.

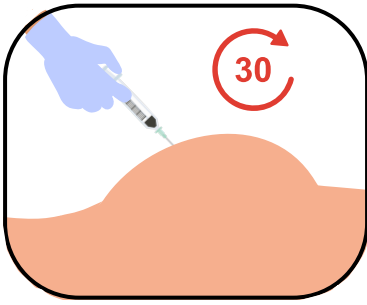


5 Prepare the Injection

Advise the patient to take a deep breath and as they exhale, insert the needle into the muscle at a 90-degree angle to the skin.

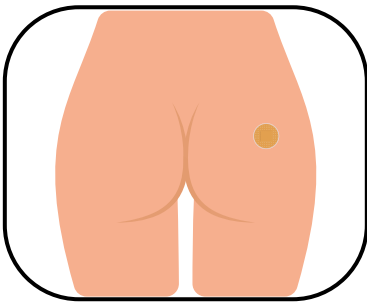
How to Administer Bicillin

A Step-by-Step Guide



6 Administer the Injection

Draw the plunger back/aspirate to make sure you have not entered a blood vessel. Give the injection 20 to 30 seconds at a slow and steady rate.



7 After the Injection

Release the skin to prevent the medication from leaking outward. Apply bandage at the injection site.



8 Observe for Side Effects

Ask the patient to wait for 15-20 minutes to make sure they do not have any immediate side effects. If the patient has had a severe allergic reaction to other medications, observation time should be extended to 30 minutes.

Bicillin (Penicillin G Benzathine) is not made for intravenous use, nor should it be mixed with other intravenous solutions, do not inject into or near an artery or nerve in neonates' infants and small children the mid lateral aspect of the thigh may be preferable.

Do not freeze bicillin, store in a refrigerator at 2° to 8°C (36° to 46° F).



Scan the QR code to watch a demonstration video



Scan the QR code to view manufacturing details