



2021-2022 Highlights

Influenza (flu) activity has decreased in California, with 8.5% of the laboratory specimens testing positive during Week 24 (6/12/22 - 6/18/22), compared to 12.1% the week before. CDPH is reporting regional level transmission in CA, with elevated activity in northern and central CA. In California, 0.4% of hospitalized cases were flu admissions, compared to 0.6% the week before.¹ Based on CDC information, influenza activity is decreasing throughout the United States. Public health laboratories have detected mostly Influenza A (H3N2) cases this season. Nationally, the number of hospital admissions in the past week has decreased with a general trend downward since late April.²

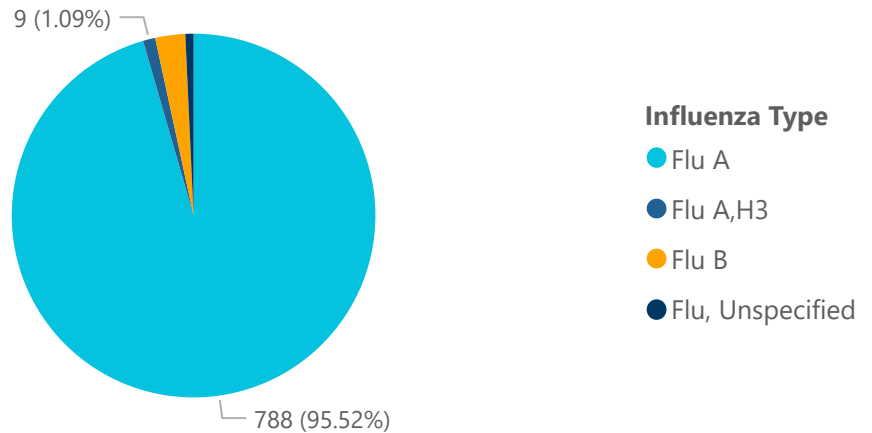
Based on CDC information, flu vaccination coverage is lower this season compared to last season. Vaccines are the best way to prevent flu and complications, and there is still time to receive the vaccine. Everyone 6 months and older should receive an influenza vaccine each year.²

Although cases remained low, it appears to be an extended flu season. Typically, the flu season ends in April of each year, but cases have continued through June in 2022. Cases are decreasing in Long Beach, similar to national and state trends. Majority of the cases in Long Beach were Influenza A and affected individuals 18-39 years, followed by those 0-17 years. There was only one influenza associated death this season which occurred during Week 1 (1/2/22-1/8/22).

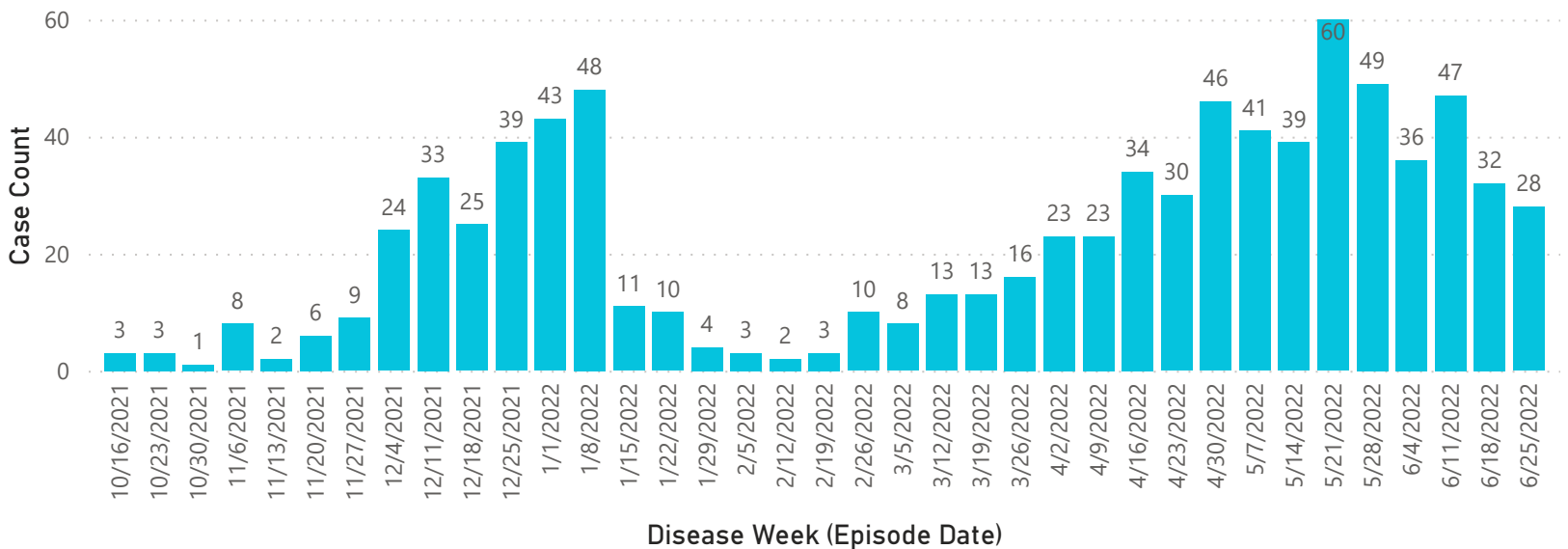
Total Cases ³
825
Outbreaks ⁴
0
Deaths ⁵
1

*All numbers as of 9/1/2021

Cases by Influenza Type

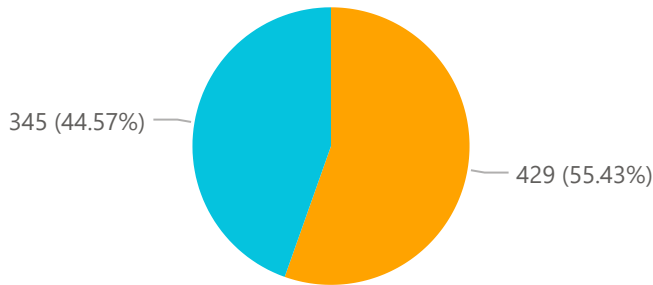


Case Count by MMWR Week



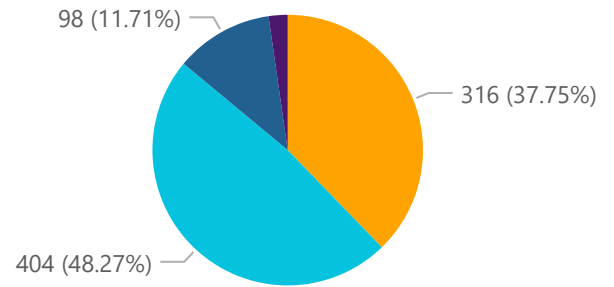


Cases by Gender



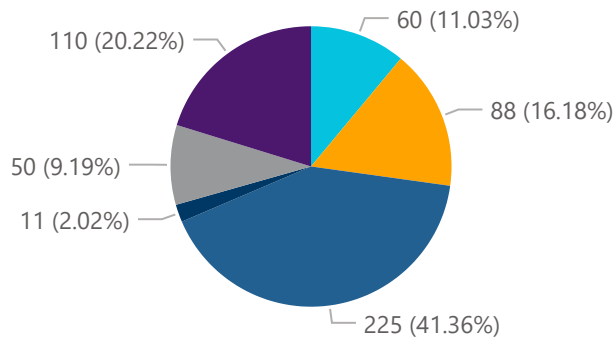
Gender ● Female ● Male

Cases by Age Group



Age ● 0 to 17 ● 18 to 39 ● 40 to 64 ● Over 65

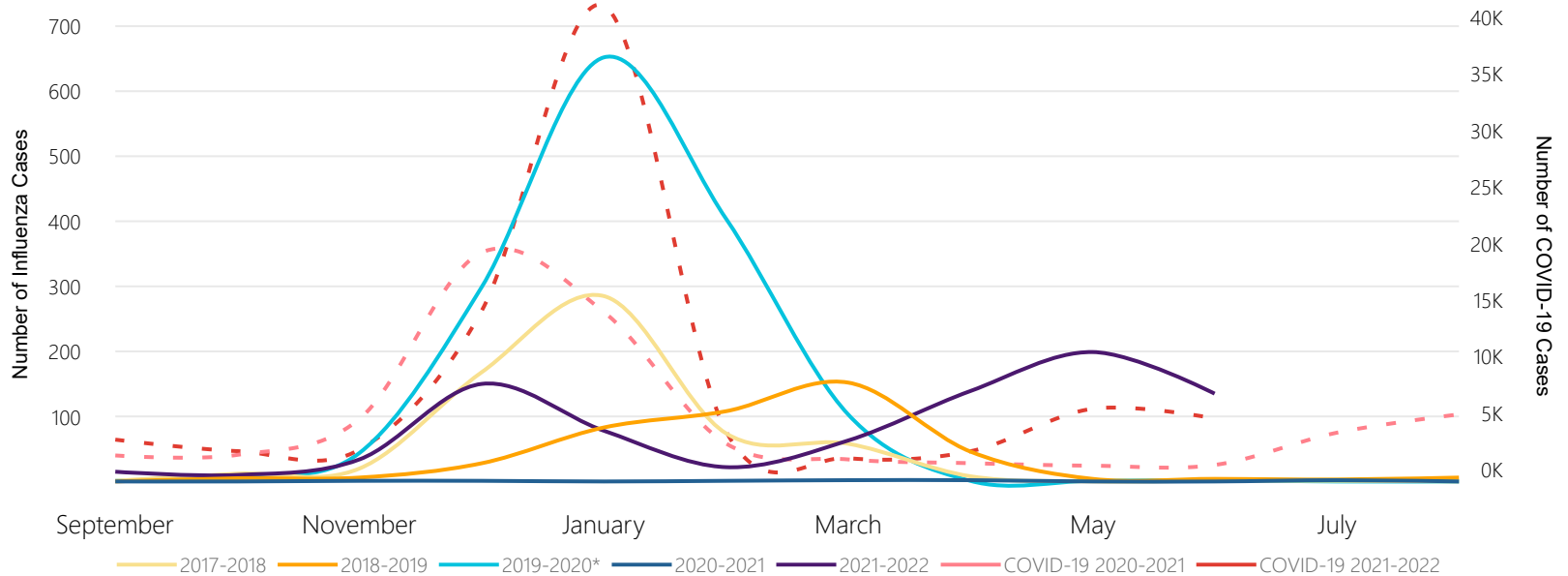
Cases by Race/Ethnicity



Race/Ethnicity

- Asian
- Black or African American
- Hispanic or Latino
- Native Hawaiian or Other Pacific Islander
- Other
- White

Influenza and COVID-19 Trend by Season, 2017-2022



*Values are not below 0

1. Influenza and Other Respiratory Viruses Weekly Report. California Influenza Surveillance Program, CDPH, Week 24.
2. Weekly U.S. Influenza Surveillance Report, CDC. <https://www.cdc.gov/flu/weekly/index.htm>
3. Total case counts are based on those reported to public health, the true number of influenza cases are under-reported.
4. Outbreaks are defined as at least one case of laboratory confirmed influenza and at least two residents with onset of influenza-like-illness (ILI) within 72 hours.
5. Number of deaths is based on influenza-coded deaths from death certificates. They are not necessarily laboratory-confirmed and may be an underestimate of all influenza-associated deaths.