



2021-2022 Highlights

Influenza (flu) activity remains low in California, with 1.1% of the laboratory specimens testing positive during Week 47 (11/21/21 - 11/27/21), compared to 0.5% the week before. In California, 0.0% of hospitalized cases were flu admissions, compared to 0.1% the week before.¹ Based on CDC information, although activity remains low nationally, public health laboratories have begun detecting an increase in Influenza A (H3N2) which could mark the beginning of the influenza season.²

More detailed Long Beach specific information will be reported as the season progresses.

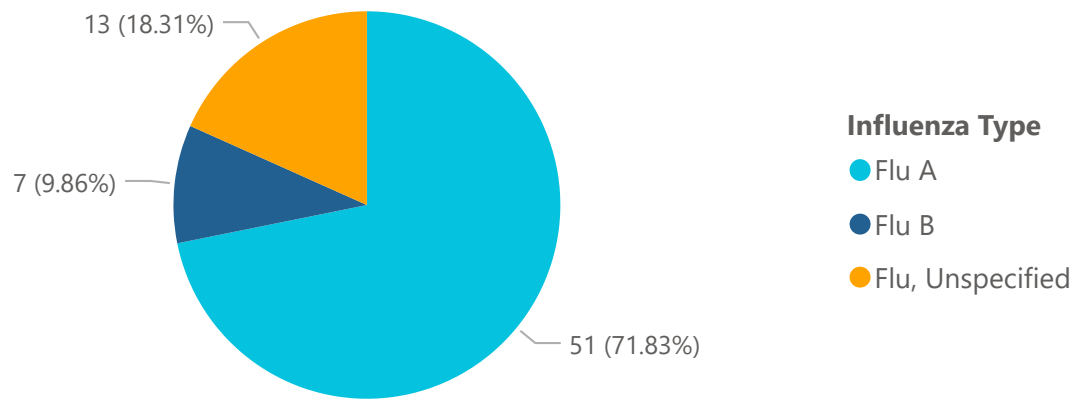
Total Cases ³
71

Outbreaks ⁴
0

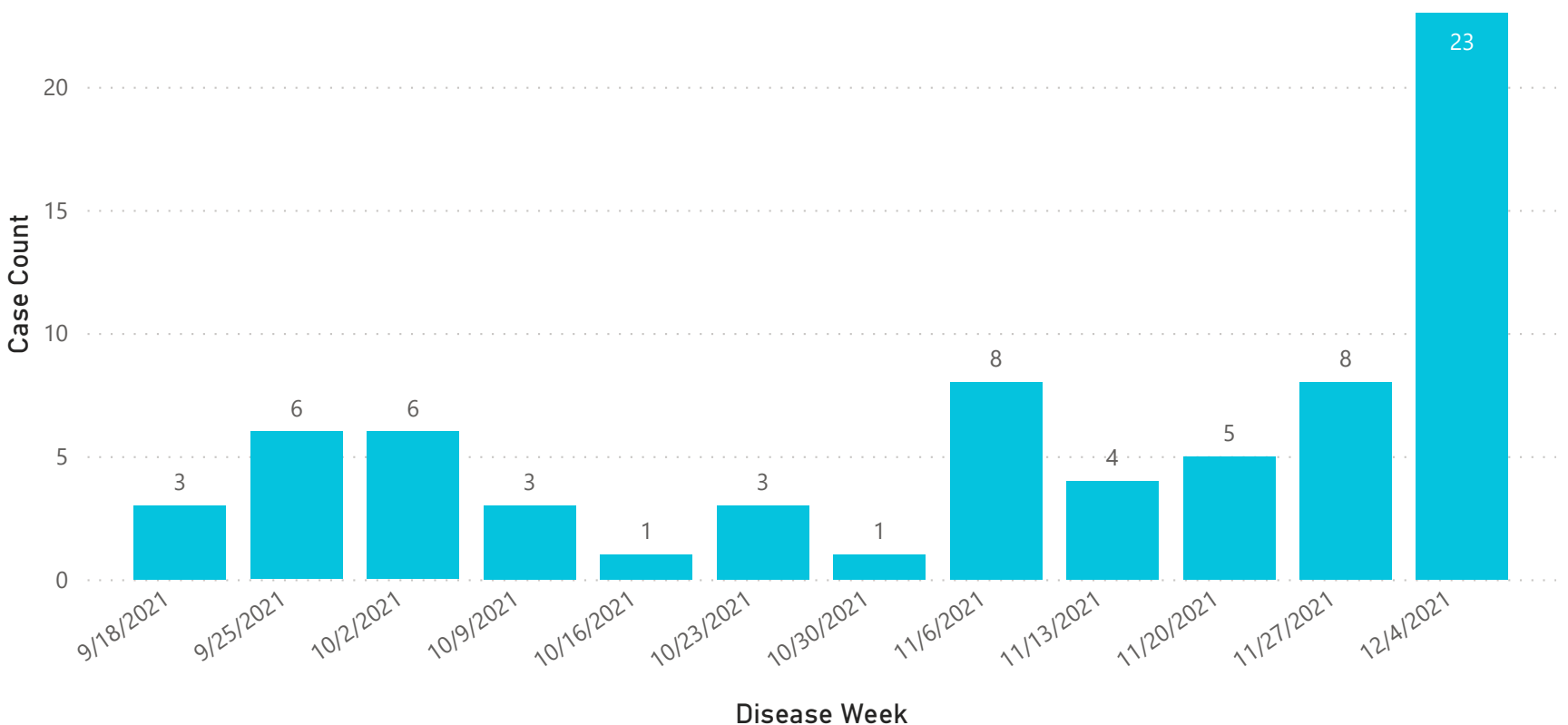
Deaths ⁵
0

*All numbers as of 9/1/2021

Cases by Influenza Type

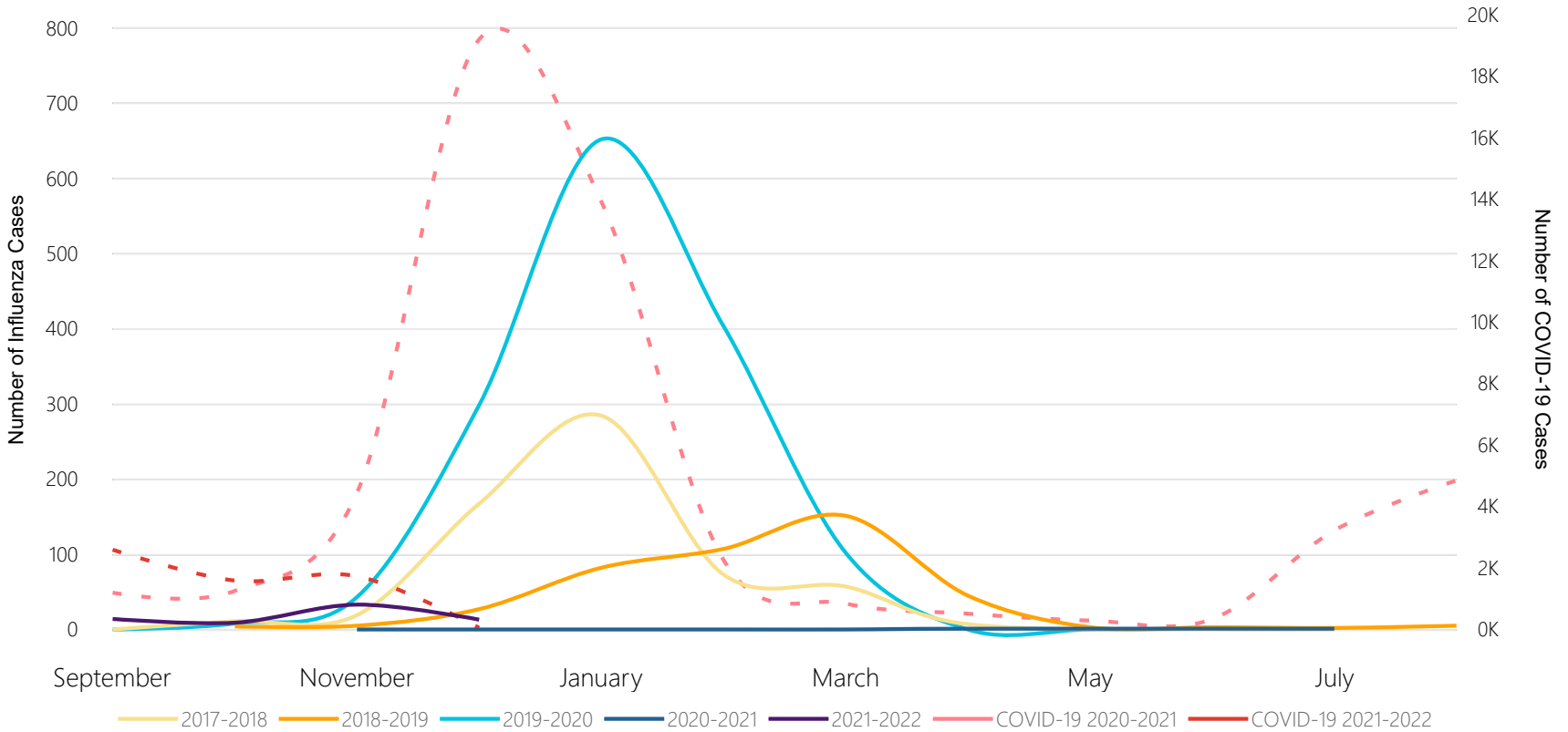


Case Count by MMWR Week





Influenza and COVID-19 Trend by Season, 2017-2021



1. Influenza and Other Respiratory Viruses Weekly Report. California Influenza Surveillance Program, CDPH, Week 43.
2. Weekly U.S. Influenza Surveillance Report, CDC. <https://www.cdc.gov/flu/weekly/index.htm>
3. Total case counts are based on those reported to public health, the true number of influenza cases are under-reported.
4. Outbreaks are defined as at least one case of laboratory confirmed influenza and at least two residents with onset of influenza-like-illness (ILI) within 72 hours.
5. Number of deaths is based on influenza-coded deaths from death certificates. They are not necessarily laboratory-confirmed and may be an underestimate of all influenza-associated deaths.