

# CITY OF LONG BEACH, CALIFORNIA

## FULL COST ALLOCATION PLAN

Final January 26, 2023

Based on Actual Expenditures For the Fiscal  
Year Ended September 30, 2021



© 2021 MGT Consulting Group  
4320 W. Kennedy Boulevard, Suite 200  
Tampa, FL 33609  
[mgtconsulting.com](http://mgtconsulting.com)

## Table of Contents

Section 1	Introduction
Section 2	Organization Chart
Section 3	Reading the Cost Allocation Plan
Section 4	Summary of Overhead Allocations by Department
Section 5	Summary of Overhead Allocations by Fund
Section 6	Central Services Cost Allocation Plan
Section 7	Indirect Cost Rates
Section 8	ICAP Munis Legend

# Section 1 Introduction

# Introduction

The enclosed Indirect Cost Allocation Plan identifies the costs of indirect services provided by central service departments of the City of Long Beach (City) based on actual expenditures for fiscal year October 2020- September 2021. MGT Consulting Group (MGT) prepared these documents at the request of the City.

## Overview

The cost allocation plan for the City was developed to identify the total program costs of providing municipal services to the citizens of Long Beach. There are two different types of cost allocation plans that are prepared for the City, a Full Cost allocation plan and a 2 CFR Part 200 compliant cost allocation plan. Here is a comparison of the two types of cost allocation plans prepared for the City of Long Beach:

- Local agencies provide services that include administrative and support expenditures which are not allowable for federal reimbursement. These expenditures, however, are appropriate for allocation under GAAP principles and guidelines. This allocation methodology is often referred to as a **Full Cost allocation plan**. It can be generalized that a Full Cost allocation plan is applicable for internal purposes such as recovering indirect costs from enterprise funds, special revenue funds and other funds, as well as included in establishing user fees, permits and applications, billing rates, hourly rates and costs of special services.
- Using federal guidelines, which are now codified in the Code of Federal Regulations (CFR) part 200, local governments may be reimbursed for these administrative and support expenditures if they are documented in a cost allocation plan and indirect cost rates that are compliant with the principles contained in the Circular. Generally, **2 CFR Part 200 compliant cost allocation plans** apply to external purposes such as recovering indirect costs on federal and state grants and awards.

The comparison table shows the objectives, uses and considerations for both types of cost allocation plans:

COMPARISON OF COST ALLOCATION METHODOLOGIES			
PLAN TYPE	OBJECTIVES	TYPICAL USES	CONSIDERATIONS
<b>FULL COST</b>	<ul style="list-style-type: none"> <li>Identify the true costs of administering all city departments, divisions and programs.</li> <li>Justification for charging the proportional cost for city administration and support to internal sources, or external sources in the case of billing rates and user fees.</li> <li>Typically result in higher returns than 2 CFR Part 200 plans.</li> </ul>	<ul style="list-style-type: none"> <li>Charging non-General Fund funds for administrative and support services.</li> <li>Recovering citywide administrative and support costs in hourly and billing rates.</li> <li>Recovering citywide administrative and support costs in use fees and rates.</li> <li>Budgeting and resource allocations.</li> </ul>	<ul style="list-style-type: none"> <li>Administrative and support costs allowable under GAAP. Plan conforms to 2 CFR Part 200 principles but is not as restrictive.</li> <li>Is not submitted for review to a cognizant agency.</li> <li>Basis for transfer of dollars from non-GF to the General Fund.</li> </ul>
<b>2 CFR PART 200</b>	<ul style="list-style-type: none"> <li>Identify administrative costs allowable under 2 CFR Part 200 and distributing those costs on an equitable basis.</li> <li>Charging admin and overhead costs to grants, claims and other uses that specifically require 2 CFR Part 200 use.</li> </ul>	<ul style="list-style-type: none"> <li>Charging overhead costs to federal grants.</li> <li>Charging overhead costs to state grants and SB 90 claims.</li> <li>Provides a conservative view of citywide administrative and support costs.</li> </ul>	<ul style="list-style-type: none"> <li>If this type of plan is used for grant or claim use, 2 CFR Part 200 requires that an annual plan be prepared.</li> <li>Maybe reviewed by a cognizant agency.</li> </ul>

As with most organizations, whether private or public, the costs of providing services can be classified into two categories: direct or indirect. *Direct costs* are those which can be specifically identified with a particular service, such as street maintenance, police protection or water services. *Indirect costs* are not readily identifiable with a particular operating program, but rather are incurred for a joint purpose which benefits more than one cost objective. Common examples are accounting, personnel, building maintenance, and information technology. Although these costs are not readily identifiable with direct operating programs, they are nevertheless incurred by that organization in providing a service or product. As such, it is essential that some method be developed to distribute indirect costs to operating programs if the total cost of a program is to be determined.

The City's attached cost allocation plan is prepared in accordance with generally accepted accounting principles (GAAP) as recognized by the Governmental Accounting Standards Board (GASB). The primary principles inherent in this document are (1) costs are necessary and reasonable for proper performance of a department, division and/or fund (2) costs are charged to departments, divisions and/or funds relative to benefits received and (3) costs are consistently treated as direct or indirect. These principles ensure that a uniform approach is used in the preparation of cost allocation plans. City personnel provided the expenditure and allocation data to MGT consultants.

## Process

The significant steps involved in preparing the cost allocation plan include the following:

- Identify the departments that provide support. These departments are referred to as central service or allocating departments and they provide *indirect services* as described above.
- Identify the departments, divisions and funds that receive support. These departments, divisions and funds are referred to as operating or receiving departments.
- Accumulate the allowable actual expenditures of the central service departments that provide support to the operating departments.
- Distribute, or allocate, the allowable expenditures of the central service departments that provide support to the operating departments based on available, meaningful, measurable and auditable allocation statistics that match the service provided to the service received.

A double-step down allocation methodology is used to allocate the allowable costs of the central service departments. This methodology recognizes the cross support provided between central service departments. For example, accounting supports information technology by providing payroll, paying vouchers and preparing a budget. Information technology, however, also supports accounting by providing software and hardware and by maintaining and administering various applications and systems. Allowable costs are net revenues, as well as direct payments from operating departments and funds for central services. Allocated department costs covering actuals from October 2020 through September 2021 include pandemic-related costs identified in the City's financial system. Adjustments and reimbursements from grant funding (i.e., CARES Act, FEMA) will be reflected in next year's plan covering actuals from October 2020 through September 2021.

The double-step down methodology requires an initial sequencing of allocating departments. In the first step of the double-step methodology (titled as "First Incoming"), allowable costs from central service departments are allocated in the sequence selected to all City departments, divisions and funds; including to other central service departments. The second step in the double-step down methodology (titled as "Second Incoming") is made to fully account for the cross support provided between central service departments. Central service departments are closed after the second step in the double-step down allocation methodology. Please note that allocations from certain central departments, such as Fleet and Technology Services, only include inbound costs allocated to them in this plan from other central departments. In these cases, any direct costs/department costs associated with these operations are billed to receiving departments throughout the year through other mechanisms outside of the indirect cost plan, such as Memorandum of Understanding (MOU) charges.

## Uses of the Cost Allocation Plan

Through the identification of total program costs, the cost allocation plan can be utilized as a basic information tool in a number of financial and budgetary decision-making situations, including the following:

- The cost allocation plan can be used to determine costs applicable to federal and state grant programs. Under the provisions of 2 CFR Part 200, it is permissible to include indirect costs in accounting for many federal and state grant programs. By establishing an indirect cost rate, the cost allocation plan can be utilized to recover the indirect costs associated with administering federal grant programs.
- The cost allocation plan can be used to identify the indirect costs incurred by the city in administering and providing support services to enterprise funds, internal service funds and other governmental funds.
- The cost allocation plan can also be used in establishing service fees designed for cost recovery by ensuring that all of the costs -- direct and indirect -- associated with providing services are included in the cost analysis. The cost allocation

plan provides for the identification and recapture of all indirect costs associated with fee for service activity.

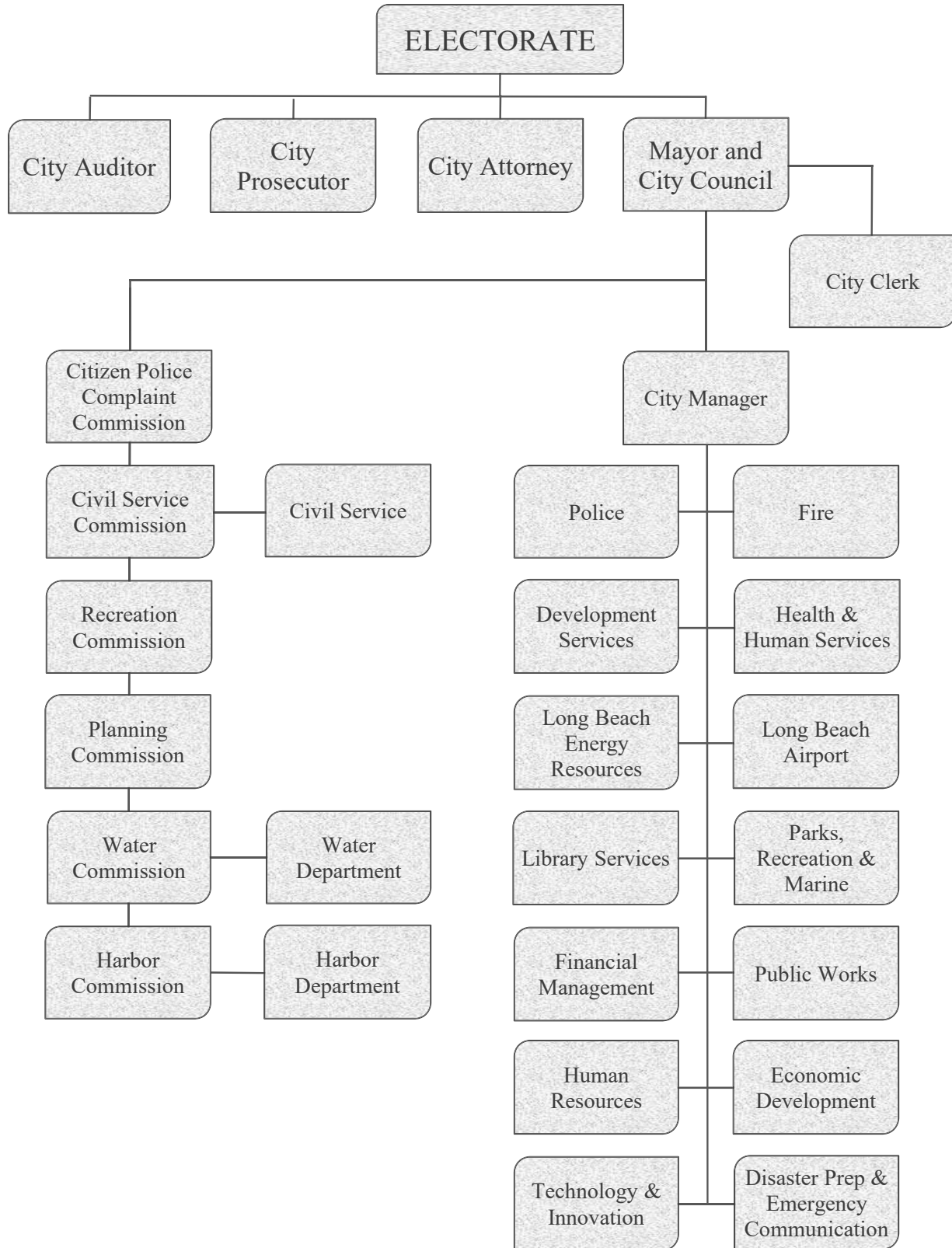
## **Summary**

The cost allocation plan establishes a fair and equitable methodology for identifying and allocating indirect costs to direct cost programs. As such, the cost allocation plan can be a valuable tool in a number of financial applications, including the allocation of organizational resources, performance of expense analyses, establishment of fees designed to recover total costs, recovery of indirect costs in the administration of grant programs and reimbursement of costs associated with providing support services to enterprise, internal service and other governmental funds.

## Section 2 Organization Chart

# ORGANIZATIONAL CHART LONG BEACH, CALIFORNIA

As of September 30, 2020



## Section 3    Reading the Cost Allocation Plan

# Reading the Cost Allocation Plan

## Sections

### Table of Contents

The first few pages of the cost allocation plan are the Table of Contents. The column on the left side of the pages lists the central service, or allocating departments. Each central service department is broken down into functions. Functions are the specific services provided by a particular department. The middle column lists the allocation base for each corresponding function. The column on the right side of the pages is the applicable page number.

### Summary Schedule

The next few pages of the cost allocation plan are the Summary Schedule. The Summary Schedule identifies the total dollar amount allocated from every allocating department to every receiving department. Allocating departments are listed down the left column and receiving departments, divisions and funds are listed across the top of each page.

### Detailed Schedules

The remaining pages of the cost allocation plan are the detailed schedules for every central service department. The detail schedules for each central service department starts with a description of the nature and extent of services and is structured in the following format.

Departmental Costs (A). The actual fiscal year 2020-21 expenditures for that department.

Expenditures are listed in the left-hand column; functions are listed across the top of the page. There are three different codes that could be denoted on the Departmental Cost schedule. Those three codes are S, P and D and identify how costs are spread or distributed within a specific department. The S (or S1) stands for salaries. The P stands for percentage. The D stands for disallowed.

Incoming Costs (B). The support costs coming into the department from other allocating departments.

Incoming costs from other allocating departments are spread on the ratio of function salaries to departmental salaries. In the few instances where a department has no salaries, incoming costs are spread on the ratio of function expenditures to departmental expenditures. Certain incoming costs, however, may be denoted with an \*.

The \* identifies those incoming costs that are directly identified to departmental functions or spread to departmental functions on a percentage basis.

Total Allocated (C). The total amount to be allocated for that department.

The total costs to be allocated for each function is the sum of Departmental Costs (A) plus Incoming Costs (B). If a function is determined to be unallowable, it is noted at the end of this section.

Function Allocations. The distribution, or allocation, of the Total Allocated costs by function.

Each function that is allocated out (allowable) has its own allocation schedule. Each schedule lists the receiving departments on the left-hand column, displays the allocation basis used, and shows how the functional costs are distributed proportionately to each user department. The first allocation column is showing the distribution of the central service department expenditures and the first incoming costs for that function. The direct billed column is to show any payments that were already made by the receiving department to that central service department during the fiscal year for that service/function. The department allocation column is the total of the first allocation and direct billed amount. The second allocation column is the allocation of the second incoming costs for that function. The total column is the combined amount of the department allocation column and the second allocation column.

Allocation Summary. The summary of allocated costs by function.

This schedule provides a summary of the allocating departments function allocation schedules. This allocation summary total is forwarded to the summary schedule shown in the front of the cost plan.

# Section 4      Summary of Overhead Allocations by Department

# Summary of Overhead Allocations by Department

A summary of the cost allocation plan results is shown on the following pages. This Summary Schedule identifies the total dollar amount allocated from every Central Service department to each Receiving department at the fund level. The Central Service departments are listed down the left-hand side and Receiving departments across the top.

**City of Long Beach, CA**  
**Summary by Department**  
**FY 2020-2021 Full Cost Plan Summary Schedule**

<b>Department</b>	<b>10 LEGISLATIVE</b>	<b>11 CITY CLERK</b>	<b>12 CIVIL SERVICE</b>	<b>13 LAW</b>	<b>14 CITY AUDITOR</b>	<b>15 CITY PROSECUTOR</b>
BUILDING DEPRECIATION	\$ -	\$ -	\$ -	\$ -	\$ -	\$ -
EQUIPMENT DEPRECIATION	-	-	-	-	-	-
CIVIC CENTER AND ECOC COSTS	-	-	-	-	-	379,856
CITY AUDITOR (14 1000)	-	1,221	50	5,436	596	6,339
CITY CLERK (11 1000)	-	-	-	-	-	3,601
CITY MANAGER (20 1000)	-	1,319	142	33,216	2,237	7,805
CIVIL SERVICE (12 1000)	-	-	-	-	-	-
DISASTER PREPAREDNESS & EMERG COMM (313101 & 313102 1000)	-	1,416	82	24,323	2,303	19,554
FIRE ADMIN (333301 1000)	-	-	-	-	-	-
FM ADMIN (222201 1000)	-	-	-	-	-	-
FM ACCOUNTING BUREAU (222203 1000)	-	926	466	3,673	900	3,929
FM ACCTNG BUREAU - TIDELANDS (222203 7600-7885)	-	-	-	-	195	-
FM BUDGET MANAGEMENT (222202 1000)	-	631	68	15,886	1,070	13,405
FM PURCHASING (222204 1000)	-	-	387	7,802	777	1,458
FM FLEET SERVICES BUREAU (222208 6200)	-	-	-	703	-	-
LEGISLATIVE (10 1000)	-	2,753	223	52,016	3,503	43,893
LAW (13 1000)	-	-	-	-	-	-
PUBLIC WORKS ADMINISTRATION (303003 & 303001 1000)	-	-	-	-	-	-
PW ENGINEERING (303004 & 303008 1000)	-	-	-	-	-	-
TECHNICAL SERVICES (23 6100)	-	1,563	118	15,620	1,630	9,268
<b>Total Current Allocations</b>	<b>\$ -</b>	<b>\$9,828</b>	<b>\$1,536</b>	<b>\$158,676</b>	<b>\$13,211</b>	<b>\$ 489,107</b>

**City of Long Beach, CA**  
**Summary by Department**  
**FY 2020-2021 Full Cost Plan Summary Schedule**

<b>Department</b>	<b>20 CITY MANAGER</b>	<b>21 HUMAN RESOURCES</b>	<b>22 FINANCIAL MANAGEMENT</b>	<b>23 TECHNOLOGY &amp; INNOVATION</b>
BUILDING DEPRECIATION	\$ -	\$ -	\$ -	\$ -
EQUIPMENT DEPRECIATION	-	-	131,938	-
CIVIC CENTER AND ECOC COSTS	157,420	-	-	-
CITY AUDITOR (14 1000)	9,622	17,004	20,043	-
CITY CLERK (11 1000)	-	34,423	224,540	-
CITY MANAGER (20 1000)	13,472	33,259	54,284	5,055
CIVIL SERVICE (12 1000)	-	22,842	85,123	-
DISASTER PREPAREDNESS & EMERG COMM (313101 & 313102 1000)	9,095	23,182	62,067	58,566
FIRE ADMIN (333301 1000)	-	-	-	-
FM ADMIN (222201 1000)	-	-	3,375,972	-
FM ACCOUNTING BUREAU (222203 1000)	6,544	12,020	30,390	1,612
FM ACCTNG BUREAU - TIDELANDS (222203 7600-7885)	154	-	63	-
FM BUDGET MANAGEMENT (222202 1000)	6,443	15,907	43,316	2,418
FM PURCHASING (222204 1000)	32,025	9,280	364,700	15,266
FM FLEET SERVICES BUREAU (222208 6200)	1,373	-	30,633	-
LEGISLATIVE (10 1000)	28,130	69,445	189,104	10,555
LAW (13 1000)	-	578,972	41,742	-
PUBLIC WORKS ADMINISTRATION (303003 & 303001 1000)	-	-	-	-
PW ENGINEERING (303004 & 303008 1000)	-	-	-	-
TECHNICAL SERVICES (23 6100)	6,588	26,098	30,804	-
<b>Total Current Allocations</b>	<b>\$ 270,866</b>	<b>\$ 842,432</b>	<b>\$ 4,684,718</b>	<b>\$ 93,472</b>

**City of Long Beach, CA**  
**Summary by Department**  
**FY 2020-2021 Full Cost Plan Summary Schedule**

<b>Department</b>	<b>24 DEVELOPMENT SERVICES</b>	<b>25 ECONOMIC DEVELOPMENT</b>	<b>30 PUBLIC WORKS</b>	<b>31 DISASTER PREP &amp; EMERGENCY COMM</b>
BUILDING DEPRECIATION	\$ -	\$ 193,791	\$ 1,725,091	\$ -
EQUIPMENT DEPRECIATION	84,034	-	351,567	3,388
CIVIC CENTER AND ECOC COSTS	1,131,976	107,101	40,416	-
CITY AUDITOR (14 1000)	75,104	20,511	94,317	9,634
CITY CLERK (11 1000)	64,531	962	-	-
CITY MANAGER (20 1000)	119,475	49,202	321,754	69,293
CIVIL SERVICE (12 1000)	145,361	21,596	332,427	63,959
DISASTER PREPAREDNESS & EMERG COMM (313101 & 313102 1000)	107,392	44,815	235,051	40,250
FIRE ADMIN (333301 1000)	-	-	-	-
FM ADMIN (222201 1000)	-	-	-	-
FM ACCOUNTING BUREAU (222203 1000)	68,718	85,199	157,989	3,980
FM ACCTNG BUREAU - TIDELANDS (222203 7600-7885)	-	3,637	3,736	-
FM BUDGET MANAGEMENT (222202 1000)	61,377	23,567	154,793	33,141
FM PURCHASING (222204 1000)	123,795	165,564	407,886	2,189
FM FLEET SERVICES BUREAU (222208 6200)	36,287	-	1,070,455	183
LEGISLATIVE (10 1000)	267,954	102,887	675,783	144,685
LAW (13 1000)	274,603	73,109	-	-
PUBLIC WORKS ADMINISTRATION (303003 & 303001 1000)	-	-	6,729,546	-
PW ENGINEERING (303004 & 303008 1000)	-	-	2,195,575	-
TECHNICAL SERVICES (23 6100)	121,820	12,235	190,412	673
<b>Total Current Allocations</b>	<b>\$ 2,682,426</b>	<b>\$ 904,178</b>	<b>\$14,686,798</b>	<b>\$ 371,375</b>

**City of Long Beach, CA**  
**Summary by Department**  
**FY 2020-2021 Full Cost Plan Summary Schedule**

<b>Department</b>	<b>32 POLICE</b>	<b>33 FIRE</b>	<b>34 PARKS, RECREATION AND MARINE</b>	<b>35 HEALTH &amp; HUMAN SERVICES</b>
BUILDING DEPRECIATION	\$ 1,654,031	\$ 5,959	\$ 4,263,073	\$ 457,980
EQUIPMENT DEPRECIATION	1,294,553	320,254	42,928	117,366
CIVIC CENTER AND ECOC COSTS	276,444	-	-	-
CITY AUDITOR (14 1000)	270,386	137,473	57,174	12,428
CITY CLERK (11 1000)	97,712	-	186	8,163
CITY MANAGER (20 1000)	1,433,037	695,867	292,878	398,110
CIVIL SERVICE (12 1000)	932,799	402,674	178,993	142,794
DISASTER PREPAREDNESS & EMERG COMM (313101 & 313102 1000)	2,288,868	869,116	217,647	229,539
FIRE ADMIN (333301 1000)	-	19,453,806	-	-
FM ADMIN (222201 1000)	-	-	-	-
FM ACCOUNTING BUREAU (222203 1000)	90,868	40,109	137,252	147,659
FM ACCTNG BUREAU - TIDELANDS (222203 7600-7885)	6,296	13,324	8,453	-
FM BUDGET MANAGEMENT (222202 1000)	445,904	335,995	164,775	190,406
FM PURCHASING (222204 1000)	162,154	167,628	148,529	290,785
FM FLEET SERVICES BUREAU (222208 6200)	963,189	482,144	288,691	6,094
LEGISLATIVE (10 1000)	1,946,695	1,466,863	719,364	831,260
LAW (13 1000)	161,431	-	115,922	196,837
PUBLIC WORKS ADMINISTRATION (303003 & 303001 1000)	-	-	-	-
PW ENGINEERING (303004 & 303008 1000)	-	-	53,881	-
TECHNICAL SERVICES (23 6100)	597,745	59,176	124,026	10,867
<b>Total Current Allocations</b>	<b>\$12,622,111</b>	<b>\$24,450,388</b>	<b>\$ 6,813,772</b>	<b>\$ 3,040,288</b>

**City of Long Beach, CA**  
**Summary by Department**  
**FY 2020-2021 Full Cost Plan Summary Schedule**

<b>Department</b>	<b>36 LIBRARY SERVICES</b>	<b>37 AIRPORT</b>	<b>38 ENERGY RESOURCES</b>	<b>50 HARBOR</b>	<b>51 HARBOR CIP</b>
BUILDING DEPRECIATION	\$ 247,224	\$ -	\$ -	\$ -	\$ -
EQUIPMENT DEPRECIATION	21,034	-	-	-	-
CIVIC CENTER AND ECOC COSTS	2,443,780	-	-	-	-
CITY AUDITOR (14 1000)	15,234	31,965	110,640	1,460,218	-
CITY CLERK (11 1000)	-	-	24,614	5,494	-
CITY MANAGER (20 1000)	79,451	76,307	177,439	255,228	-
CIVIL SERVICE (12 1000)	60,802	81,402	169,864	376,276	-
DISASTER PREPAREDNESS & EMERG COMM (313101 & 313102 1000)	66,092	60,141	122,478	303,456	-
FIRE ADMIN (333301 1000)	-	-	-	-	-
FM ADMIN (222201 1000)	-	-	-	-	-
FM ACCOUNTING BUREAU (222203 1000)	34,673	27,268	4,060	11,646	119
FM ACCTNG BUREAU - TIDELANDS (222203 7600-7885)	-	-	35,844	-	-
FM BUDGET MANAGEMENT (222202 1000)	37,999	36,496	88,497	221,575	-
FM PURCHASING (222204 1000)	59,709	63,479	245,768	-	-
FM FLEET SERVICES BUREAU (222208 6200)	4,105	38,324	176,868	1,704	-
LEGISLATIVE (10 1000)	165,894	159,330	386,354	725,503	-
LAW (13 1000)	5,482	26,486	47,426	(187,543)	-
PUBLIC WORKS ADMINISTRATION (303003 & 303001 1000)	-	-	-	-	-
PW ENGINEERING (303004 & 303008 1000)	-	710,098	-	-	-
TECHNICAL SERVICES (23 6100)	51,076	54,581	253,551	73,803	-
<b>Total Current Allocations</b>	<b>\$3,292,554</b>	<b>\$1,365,877</b>	<b>\$1,843,404</b>	<b>\$3,247,361</b>	<b>\$ 119</b>

**City of Long Beach, CA**  
**Summary by Department**  
**FY 2020-2021 Full Cost Plan Summary Schedule**

Department	60 WATER	ALL OTHER	Total
BUILDING DEPRECIATION	\$ -	\$ -	\$ 8,547,149
EQUIPMENT DEPRECIATION	-	57,631	\$ 2,424,693
CIVIC CENTER AND ECOC COSTS	-	972,934	\$ 5,509,927
CITY AUDITOR (14 1000)	62,618	413,798	\$ 2,831,809
CITY CLERK (11 1000)	-	1,987	\$ 466,214
CITY MANAGER (20 1000)	282,583	86,581	\$ 4,487,992
CIVIL SERVICE (12 1000)	185,040	-	\$ 3,201,951
DISASTER PREPAREDNESS & EMERG COMM (313101 & 313102 1000)	134,314	-	\$ 4,919,747
FIRE ADMIN (333301 1000)	-	76,836	\$ 19,530,642
FM ADMIN (222201 1000)	-	-	\$ 3,375,972
FM ACCOUNTING BUREAU (222203 1000)	7,936	645,501	\$ 1,523,439
FM ACCTNG BUREAU - TIDELANDS (222203 7600-7885)	-	-	\$ 71,702
FM BUDGET MANAGEMENT (222202 1000)	135,152	41,409	\$ 2,070,230
FM PURCHASING (222204 1000)	-	144,585	\$ 2,413,766
FM FLEET SERVICES BUREAU (222208 6200)	11,982	-	\$ 3,112,735
LEGISLATIVE (10 1000)	442,528	180,782	\$ 8,615,505
LAW (13 1000)	179	1,871	\$ 1,336,518
PUBLIC WORKS ADMINISTRATION (303003 & 303001 1000)	-	-	\$ 6,729,546
PW ENGINEERING (303004 & 303008 1000)	-	751	\$ 2,960,305
TECHNICAL SERVICES (23 6100)	161,900	-	\$ 1,803,554
<b>Total Current Allocations</b>	<b>\$1,424,234</b>	<b>\$2,624,667</b>	<b>\$ 85,933,397</b>

# Section 5      Summary of Overhead Allocations by Fund

# Summary of Overhead Allocations by Fund

A summary of the cost allocation plan results is shown in the following pages. This Summary Schedule identifies the total dollar amount allocated from every Central Service department to each Receiving department at the department level. The Central Service departments are listed down the left-hand side and Receiving funds across the top.

**City of Long Beach, CA**  
**Summary by Fund**  
**FY 2020-2021 Full Cost Plan Summary Schedule**

<b>Department</b>	<b>1000 GF - OPERATING</b>	<b>1010 GF - CAP/OPE R GRANTS</b>	<b>1020 GF - CLB MEASURE A</b>	<b>1030 GF - CLB MEASURE MA</b>	<b>1040 GF - ASSET SEIZURE FEDERAL</b>
BUILDING DEPRECIATION	\$ 6,309,635	\$ -	\$ -	\$ -	\$ -
EQUIPMENT DEPRECIATION	605,199	-	-	-	4,742
CIVIC CENTER AND ECOC COSTS	3,549,257	-	-	-	-
CITY AUDITOR (14 1000)	455,075	-	40,254	-	-
CITY CLERK (11 1000)	327,002	-	-	-	-
CITY MANAGER (20 1000)	2,618,933	40	-	178	-
CIVIL SERVICE (12 1000)	1,697,063	997	-	-	-
DISASTER PREPAREDNESS & EMERG COMM (313101 & 313102 1000)	3,513,226	815	-	-	-
FIRE ADMIN (333301 1000)	15,553,607	-	2,045,180	-	-
FM ADMIN (222201 1000)	1,808,281	-	-	-	-
FM ACCOUNTING BUREAU (222203 1000)	341,871	264	176	149	18
FM ACCTNG BUREAU - TIDELANDS (222203 7600-7885)	-	-	507	-	-
FM BUDGET MANAGEMENT (222202 1000)	1,040,172	19	-	85	-
FM PURCHASING (222204 1000)	861,781	-	900	-	-
FM FLEET SERVICES BUREAU (222208 6200)	1,762,808	-	-	-	-
LEGISLATIVE (10 1000)	4,527,033	63	-	355	-
LAW (13 1000)	599,180	-	-	-	-
PUBLIC WORKS ADMINISTRATION (303003 & 303001 1000)	2,842,560	-	-	-	-
PW ENGINEERING (303004 & 303008 1000)	803,991	-	-	-	-
TECHNICAL SERVICES (23 6100)	859,563	-	-	-	-
<b>Total Current Allocations</b>	<b>\$50,076,236</b>	<b>\$ 2,198</b>	<b>\$ 2,087,018</b>	<b>\$ 766</b>	<b>\$ 4,760</b>

**City of Long Beach, CA**  
**Summary by Fund**  
**FY 2020-2021 Full Cost Plan Summary Schedule**

<b>Department</b>	<b>1041 GF - ASSET SEIZURE US TREASURY</b>	<b>1042 GF - ASSET SEIZURE STATE</b>	<b>1043 GF - ASF PRIORITY INTVNTN PRGM</b>	<b>1100 GF - UPLANDS OIL OPERATING</b>
BUILDING DEPRECIATION	\$ -	\$ -	\$ -	\$ -
EQUIPMENT DEPRECIATION	-	-	-	-
CIVIC CENTER AND ECOC COSTS	-	-	-	-
CITY AUDITOR (14 1000)	(109)	-	-	2,406
CITY CLERK (11 1000)	-	-	-	-
CITY MANAGER (20 1000)	-	-	-	-
CIVIL SERVICE (12 1000)	-	-	-	-
DISASTER PREPAREDNESS & EMERG COMM (313101 & 313102 1000)	-	-	-	-
FIRE ADMIN (333301 1000)	-	-	-	-
FM ADMIN (222201 1000)	-	-	-	-
FM ACCOUNTING BUREAU (222203 1000)	21	20	20	149
FM ACCTNG BUREAU - TIDELANDS (222203 7600-7885)	-	-	-	-
FM BUDGET MANAGEMENT (222202 1000)	-	-	-	-
FM PURCHASING (222204 1000)	949	-	-	6,198
FM FLEET SERVICES BUREAU (222208 6200)	-	-	-	-
LEGISLATIVE (10 1000)	-	-	-	-
LAW (13 1000)	-	-	-	-
PUBLIC WORKS ADMINISTRATION (303003 & 303001 1000)	-	-	-	-
PW ENGINEERING (303004 & 303008 1000)	-	-	-	-
TECHNICAL SERVICES (23 6100)	-	-	-	-
<b>Total Current Allocations</b>	<b>\$ 861</b>	<b>\$ 20</b>	<b>\$ 20</b>	<b>\$ 8,752</b>

**City of Long Beach, CA**  
**Summary by Fund**  
**FY 2020-2021 Full Cost Plan Summary Schedule**

<b>Department</b>	<b>2000 SR - GENERAL GRANTS</b>	<b>2010 SR - CITY MANAGER GRANTS</b>	<b>2015 SR - PARKS GRANTS</b>	<b>2020 SR - POLICE GRANTS</b>	<b>2025 SR - CITY PROSECUTOR GRANTS</b>
BUILDING DEPRECIATION	\$ -	\$ -	\$ -	\$ 10,625	\$ -
EQUIPMENT DEPRECIATION	9,848	767,998	8,407	175,487	-
CIVIC CENTER AND ECOC COSTS	-	-	-	-	-
CITY AUDITOR (14 1000)	-	-	-	-	103
CITY CLERK (11 1000)	-	-	-	-	-
CITY MANAGER (20 1000)	-	284	29,281	4,941	707
CIVIL SERVICE (12 1000)	-	-	4,103	-	-
DISASTER PREPAREDNESS & EMERG COMM (313101 & 313102 1000)	-	-	9,961	-	296
FIRE ADMIN (333301 1000)	-	-	-	-	-
FM ADMIN (222201 1000)	-	-	-	-	-
FM ACCOUNTING BUREAU (222203 1000)	173	844	9,161	5,437	337
FM ACCTNG BUREAU - TIDELANDS (222203 7600-7885)	-	-	-	-	-
FM BUDGET MANAGEMENT (222202 1000)	-	136	14,004	2,363	338
FM PURCHASING (222204 1000)	1,499	1,546	5,675	13,967	-
FM FLEET SERVICES BUREAU (222208 6200)	-	-	-	-	-
LEGISLATIVE (10 1000)	-	445	61,140	10,317	1,107
LAW (13 1000)	-	-	-	-	-
PUBLIC WORKS ADMINISTRATION (303003 & 303001 1000)	-	-	-	-	-
PW ENGINEERING (303004 & 303008 1000)	119	-	19,869	-	-
TECHNICAL SERVICES (23 6100)	-	-	-	-	-
<b>Total Current Allocations</b>	<b>\$ 11,638</b>	<b>\$ 771,254</b>	<b>\$161,601</b>	<b>\$ 223,137</b>	<b>\$ 2,888</b>

**City of Long Beach, CA**  
**Summary by Fund**  
**FY 2020-2021 Full Cost Plan Summary Schedule**

<b>Department</b>	<b>2030 SR - FIRE GRANTS</b>	<b>2035 SR - DEVELOPMENTS SRVC</b>	<b>2040 SR - LIBRARY GRANTS</b>	<b>2100 SR - PS OIL PROD TAX - FIRE</b>
BUILDING DEPRECIATION	\$ -	\$ -	\$ -	\$ -
EQUIPMENT DEPRECIATION	247,764	-	-	-
CIVIC CENTER AND ECOC COSTS	-	-	-	-
CITY AUDITOR (14 1000)	1,236	(24)	182	1,475
CITY CLERK (11 1000)	-	-	-	-
CITY MANAGER (20 1000)	1,033	-	2,930	-
CIVIL SERVICE (12 1000)	-	-	-	-
DISASTER PREPAREDNESS & EMERG COMM (313101 & 313102 1000)	-	-	4,545	-
FIRE ADMIN (333301 1000)	64,854	-	-	234,049
FM ADMIN (222201 1000)	-	-	-	-
FM ACCOUNTING BUREAU (222203 1000)	1,201	72	1,600	6
FM ACCTNG BUREAU - TIDELANDS (222203 7600-7885)	-	-	-	-
FM BUDGET MANAGEMENT (222202 1000)	494	-	1,401	-
FM PURCHASING (222204 1000)	6,648	513	94	-
FM FLEET SERVICES BUREAU (222208 6200)	397	-	-	-
LEGISLATIVE (10 1000)	2,157	-	6,118	-
LAW (13 1000)	-	-	-	-
PUBLIC WORKS ADMINISTRATION (303003 & 303001 1000)	-	-	-	-
PW ENGINEERING (303004 & 303008 1000)	-	-	-	-
TECHNICAL SERVICES (23 6100)	-	-	-	-
<b>Total Current Allocations</b>	<b>\$ 325,783</b>	<b>\$ 561</b>	<b>\$ 16,869</b>	<b>\$ 235,530</b>

**City of Long Beach, CA**  
**Summary by Fund**  
**FY 2020-2021 Full Cost Plan Summary Schedule**

<b>Department</b>	<b>2150 SR - PS OIL PROD TAX - POLICE</b>	<b>2200 SR - HEALTH OPERATING</b>	<b>2210 SR - HEALTH GRANTS</b>
BUILDING DEPRECIATION	\$ -	\$ 284,846	\$ 173,134
EQUIPMENT DEPRECIATION	-	562	106,956
CIVIC CENTER AND ECOC COSTS	-	-	-
CITY AUDITOR (14 1000)	1,481	-	-
CITY CLERK (11 1000)	-	7,418	-
CITY MANAGER (20 1000)	-	118,402	226,742
CIVIL SERVICE (12 1000)	-	66,966	25,675
DISASTER PREPAREDNESS & EMERG COMM (313101 & 313102 1000)	-	76,552	105,950
FIRE ADMIN (333301 1000)	-	-	-
FM ADMIN (222201 1000)	-	5,246	-
FM ACCOUNTING BUREAU (222203 1000)	2	45,941	71,718
FM ACCTNG BUREAU - TIDELANDS (222203 7600-7885)	-	-	-
FM BUDGET MANAGEMENT (222202 1000)	-	56,629	108,445
FM PURCHASING (222204 1000)	-	39,145	202,807
FM FLEET SERVICES BUREAU (222208 6200)	-	-	-
LEGISLATIVE (10 1000)	-	247,225	473,441
LAW (13 1000)	-	-	-
PUBLIC WORKS ADMINISTRATION (303003 & 303001 1000)	-	-	-
PW ENGINEERING (303004 & 303008 1000)	-	-	-
TECHNICAL SERVICES (23 6100)	-	-	-
<b>Total Current Allocations</b>	<b>\$ 1,483</b>	<b>\$ 948,932</b>	<b>\$ 1,494,868</b>

**City of Long Beach, CA**  
**Summary by Fund**  
**FY 2020-2021 Full Cost Plan Summary Schedule**

<b>Department</b>	<b>2300 SR - CUPA OPERATING</b>	<b>2310 SR - CUPA GRANT</b>	<b>2400 SR - SPEC ADVER/PROM OPERATING</b>
BUILDING DEPRECIATION	\$ -	\$ -	\$ -
EQUIPMENT DEPRECIATION	-	-	-
CIVIC CENTER AND ECOC COSTS	-	-	157,420
CITY AUDITOR (14 1000)	1,902	8	9,468
CITY CLERK (11 1000)	-	-	-
CITY MANAGER (20 1000)	8,498	4	14,074
CIVIL SERVICE (12 1000)	9,469	-	-
DISASTER PREPAREDNESS & EMERG COMM (313101 & 313102 1000)	6,593	-	9,528
FIRE ADMIN (333301 1000)	153,155	-	-
FM ADMIN (222201 1000)	-	-	-
FM ACCOUNTING BUREAU (222203 1000)	2,219	13	6,391
FM ACCTNG BUREAU - TIDELANDS (222203 7600-7885)	-	-	-
FM BUDGET MANAGEMENT (222202 1000)	4,064	2	6,731
FM PURCHASING (222204 1000)	1,762	-	32,338
FM FLEET SERVICES BUREAU (222208 6200)	4,332	-	1,980
LEGISLATIVE (10 1000)	17,744	7	29,387
LAW (13 1000)	-	-	-
PUBLIC WORKS ADMINISTRATION (303003 & 303001 1000)	-	-	-
PW ENGINEERING (303004 & 303008 1000)	-	-	-
TECHNICAL SERVICES (23 6100)	5,886	-	6,662
<b>Total Current Allocations</b>	<b>\$ 215,625</b>	<b>\$ 34</b>	<b>\$ 273,979</b>

**City of Long Beach, CA**  
**Summary by Fund**  
**FY 2020-2021 Full Cost Plan Summary Schedule**

<b>Department</b>	<b>2500 SR - HOUSING OPERATIONS</b>	<b>2501 SR - HOUSING ANNUAL</b>	<b>2550 SR - LB COMMUNITY INVEST CO</b>
BUILDING DEPRECIATION	\$ -	\$ -	\$ -
EQUIPMENT DEPRECIATION	-	-	-
CIVIC CENTER AND ECOC COSTS	-	-	-
CITY AUDITOR (14 1000)	-	-	-
CITY CLERK (11 1000)	-	-	-
CITY MANAGER (20 1000)	-	3,145	253
CIVIL SERVICE (12 1000)	415	6,147	-
DISASTER PREPAREDNESS & EMERG COMM (313101 & 313102 1000)	255	5,513	-
FIRE ADMIN (333301 1000)	-	-	-
FM ADMIN (222201 1000)	-	-	-
FM ACCOUNTING BUREAU (222203 1000)	192	1,977	2,166
FM ACCTNG BUREAU - TIDELANDS (222203 7600-7885)	-	-	-
FM BUDGET MANAGEMENT (222202 1000)	-	1,504	121
FM PURCHASING (222204 1000)	-	2,586	1,138
FM FLEET SERVICES BUREAU (222208 6200)	-	-	-
LEGISLATIVE (10 1000)	-	6,568	527
LAW (13 1000)	-	-	-
PUBLIC WORKS ADMINISTRATION (303003 & 303001 1000)	-	-	-
PW ENGINEERING (303004 & 303008 1000)	-	-	-
TECHNICAL SERVICES (23 6100)	-	-	-
<b>Total Current Allocations</b>	<b>\$ 862</b>	<b>\$ 27,440</b>	<b>\$ 4,204</b>

**City of Long Beach, CA**  
**Summary by Fund**  
**FY 2020-2021 Full Cost Plan Summary Schedule**

<b>Department</b>	<b>2600 SR - BELMONT SHRE PKG MTR</b>	<b>2650 SR - BUSINESS ASSISTANCE</b>	<b>2710 SR - WORKFORCE DEVELOPMENT GRA</b>
BUILDING DEPRECIATION	\$ -	\$ -	\$ -
EQUIPMENT DEPRECIATION	327,541	-	-
CIVIC CENTER AND ECOC COSTS	-	-	-
CITY AUDITOR (14 1000)	639	438	-
CITY CLERK (11 1000)	-	-	-
CITY MANAGER (20 1000)	-	275	34,580
CIVIL SERVICE (12 1000)	-	100	12,501
DISASTER PREPAREDNESS & EMERG COMM (313101 & 313102 1000)	-	61	35,517
FIRE ADMIN (333301 1000)	-	-	-
FM ADMIN (222201 1000)	-	-	7,857
FM ACCOUNTING BUREAU (222203 1000)	680	854	63,760
FM ACCTNG BUREAU - TIDELANDS (222203 7600-7885)	-	-	-
FM BUDGET MANAGEMENT (222202 1000)	-	132	16,539
FM PURCHASING (222204 1000)	1,502	744	115,187
FM FLEET SERVICES BUREAU (222208 6200)	-	-	-
LEGISLATIVE (10 1000)	-	574	72,203
LAW (13 1000)	-	-	73,109
PUBLIC WORKS ADMINISTRATION (303003 & 303001 1000)	-	-	-
PW ENGINEERING (303004 & 303008 1000)	670	-	-
TECHNICAL SERVICES (23 6100)	-	-	-
<b>Total Current Allocations</b>	<b>\$ 331,032</b>	<b>\$ 3,178</b>	<b>\$ 431,252</b>

**City of Long Beach, CA**  
**Summary by Fund**  
**FY 2020-2021 Full Cost Plan Summary Schedule**

<b>Department</b>	<b>2711 SR - COMM DEV GRANTS - HUD</b>	<b>2713 SR - COMM DEV - OTHER GRANTS</b>	<b>2760 SR - HOUSING AUTH GRNTS</b>
BUILDING DEPRECIATION	\$ -	\$ -	\$ -
EQUIPMENT DEPRECIATION	-	-	-
CIVIC CENTER AND ECOC COSTS	-	-	-
CITY AUDITOR (14 1000)	-	16,352	-
CITY CLERK (11 1000)	1,583	-	745
CITY MANAGER (20 1000)	17,148	1,891	6,955
CIVIL SERVICE (12 1000)	21,297	-	3,622
DISASTER PREPAREDNESS & EMERG COMM (313101 & 313102 1000)	21,226	-	4,229
FIRE ADMIN (333301 1000)	-	-	-
FM ADMIN (222201 1000)	-	-	-
FM ACCOUNTING BUREAU (222203 1000)	8,370	1,096	1,556
FM ACCTNG BUREAU - TIDELANDS (222203 7600-7885)	-	-	-
FM BUDGET MANAGEMENT (222202 1000)	8,201	904	3,327
FM PURCHASING (222204 1000)	5,486	81,647	349
FM FLEET SERVICES BUREAU (222208 6200)	-	942	-
LEGISLATIVE (10 1000)	35,805	3,948	14,523
LAW (13 1000)	-	-	196,837
PUBLIC WORKS ADMINISTRATION (303003 & 303001 1000)	-	-	-
PW ENGINEERING (303004 & 303008 1000)	-	-	-
TECHNICAL SERVICES (23 6100)	-	573	-
<b>Total Current Allocations</b>	<b>\$ 119,116</b>	<b>\$ 107,353</b>	<b>\$ 232,141</b>

**City of Long Beach, CA**  
**Summary by Fund**  
**FY 2020-2021 Full Cost Plan Summary Schedule**

<b>Department</b>	<b>2761 SR - HOUSING AUTH ANNUAL</b>	<b>2800 SR - GAS TAX</b>	<b>2810 SR DIF-TRAFFIC MITIGATION FEES</b>
BUILDING DEPRECIATION	\$ -	\$ -	\$ -
EQUIPMENT DEPRECIATION	-	-	-
CIVIC CENTER AND ECOC COSTS	-	-	-
CITY AUDITOR (14 1000)	-	-	-
CITY CLERK (11 1000)	-	-	-
CITY MANAGER (20 1000)	24,931	-	-
CIVIL SERVICE (12 1000)	38,824	-	-
DISASTER PREPAREDNESS & EMERG COMM (313101 & 313102 1000)	31,793	-	-
FIRE ADMIN (333301 1000)	-	-	-
FM ADMIN (222201 1000)	4,283	-	-
FM ACCOUNTING BUREAU (222203 1000)	4,462	-	160
FM ACCTNG BUREAU - TIDELANDS (222203 7600-7885)	-	-	-
FM BUDGET MANAGEMENT (222202 1000)	11,924	-	-
FM PURCHASING (222204 1000)	15,972	-	-
FM FLEET SERVICES BUREAU (222208 6200)	-	-	-
LEGISLATIVE (10 1000)	52,057	-	-
LAW (13 1000)	-	-	-
PUBLIC WORKS ADMINISTRATION (303003 & 303001 1000)	-	-	-
PW ENGINEERING (303004 & 303008 1000)	-	-	-
TECHNICAL SERVICES (23 6100)	-	-	-
<b>Total Current Allocations</b>	<b>\$ 184,246</b>	<b>\$ -</b>	<b>\$ 160</b>

**City of Long Beach, CA**  
**Summary by Fund**  
**FY 2020-2021 Full Cost Plan Summary Schedule**

<b>Department</b>	<b>2811 SR DIF-PARKS IMPACT FEES</b>	<b>2812 SR DIF-POLICE IMPACT FEES</b>	<b>2813 SR DIF-FIRE IMPACT FEES</b>	<b>4005 DS - GENERAL DEBT SERVICE</b>
BUILDING DEPRECIATION	\$ -	\$ -	\$ -	\$ -
EQUIPMENT DEPRECIATION	-	-	-	-
CIVIC CENTER AND ECOG COSTS	-	-	-	-
CITY AUDITOR (14 1000)	-	-	440	-
CITY CLERK (11 1000)	-	-	-	-
CITY MANAGER (20 1000)	-	-	-	-
CIVIL SERVICE (12 1000)	-	-	-	-
DISASTER PREPAREDNESS & EMERG COMM (313101 & 313102 1000)	-	-	-	-
FIRE ADMIN (333301 1000)	-	-	-	-
FM ADMIN (222201 1000)	-	-	-	-
FM ACCOUNTING BUREAU (222203 1000)	858	145	341	3
FM ACCTNG BUREAU - TIDELANDS (222203 7600-7885)	-	-	-	-
FM BUDGET MANAGEMENT (222202 1000)	-	-	-	-
FM PURCHASING (222204 1000)	-	-	3,313	-
FM FLEET SERVICES BUREAU (222208 6200)	-	-	-	-
LEGISLATIVE (10 1000)	-	-	-	-
LAW (13 1000)	-	-	-	-
PUBLIC WORKS ADMINISTRATION (303003 & 303001 1000)	-	-	-	-
PW ENGINEERING (303004 & 303008 1000)	-	-	-	-
TECHNICAL SERVICES (23 6100)	-	-	-	-
<b>Total Current Allocations</b>	<b>\$ 858</b>	<b>\$ 145</b>	<b>\$ 4,093</b>	<b>\$ 3</b>

**City of Long Beach, CA**  
**Summary by Fund**  
**FY 2020-2021 Full Cost Plan Summary Schedule**

<b>Department</b>	<b>4505 DS - SUCCESSOR AGENCY</b>	<b>5010 (CIP) CP - CAPITAL GRANTS</b>	<b>5015 (CIP) CP - BOND PROCEEDS</b>
BUILDING DEPRECIATION	\$ -	\$ -	\$ -
EQUIPMENT DEPRECIATION	-	-	-
CIVIC CENTER AND ECOC COSTS	-	-	-
CITY AUDITOR (14 1000)	35,322	-	-
CITY CLERK (11 1000)	-	-	-
CITY MANAGER (20 1000)	-	-	-
CIVIL SERVICE (12 1000)	-	-	-
DISASTER PREPAREDNESS & EMERG COMM (313101 & 313102 1000)	-	-	-
FIRE ADMIN (333301 1000)	-	-	-
FM ADMIN (222201 1000)	-	-	-
FM ACCOUNTING BUREAU (222203 1000)	398	341	-
FM ACCTNG BUREAU - TIDELANDS (222203 7600-7885)	-	-	-
FM BUDGET MANAGEMENT (222202 1000)	-	-	-
FM PURCHASING (222204 1000)	93	-	-
FM FLEET SERVICES BUREAU (222208 6200)	-	-	-
LEGISLATIVE (10 1000)	-	-	-
LAW (13 1000)	-	-	-
PUBLIC WORKS ADMINISTRATION (303003 & 303001 1000)	-	-	-
PW ENGINEERING (303004 & 303008 1000)	-	-	-
TECHNICAL SERVICES (23 6100)	-	-	-
<b>Total Current Allocations</b>	<b>\$ 35,813</b>	<b>\$ 341</b>	<b>\$ -</b>

**City of Long Beach, CA**  
**Summary by Fund**  
**FY 2020-2021 Full Cost Plan Summary Schedule**

<b>Department</b>	<b>5020 (CIP) CP - CAPITAL PROJECTS</b>	<b>5120 (CIP) CP - SPECIAL ASSESSMT PROJECTS</b>	<b>5200 (CIP) CP - LEGISLATIVE</b>
BUILDING DEPRECIATION	\$ 1,399,126	\$ -	\$ 22,670
EQUIPMENT DEPRECIATION	-	-	-
CIVIC CENTER AND ECOC COSTS	-	-	-
CITY AUDITOR (14 1000)	-	-	-
CITY CLERK (11 1000)	-	-	-
CITY MANAGER (20 1000)	38,099	-	-
CIVIL SERVICE (12 1000)	61,691	-	-
DISASTER PREPAREDNESS & EMERG COMM (313101 & 313102 1000)	48,463	-	-
FIRE ADMIN (333301 1000)	-	-	-
FM ADMIN (222201 1000)	-	-	-
FM ACCOUNTING BUREAU (222203 1000)	64,073	17	-
FM ACCTNG BUREAU - TIDELANDS (222203 7600-7885)	-	-	-
FM BUDGET MANAGEMENT (222202 1000)	18,222	-	-
FM PURCHASING (222204 1000)	213,566	-	-
FM FLEET SERVICES BUREAU (222208 6200)	-	-	-
LEGISLATIVE (10 1000)	79,552	-	-
LAW (13 1000)	-	-	-
PUBLIC WORKS ADMINISTRATION (303003 & 303001 1000)	1,291,237	-	-
PW ENGINEERING (303004 & 303008 1000)	1,130,368	-	-
TECHNICAL SERVICES (23 6100)	-	-	-
<b>Total Current Allocations</b>	<b>\$ 4,344,398</b>	<b>\$ 17</b>	<b>\$ 22,670</b>

**City of Long Beach, CA**  
**Summary by Fund**  
**FY 2020-2021 Full Cost Plan Summary Schedule**

<b>Department</b>	<b>5200 CP - LEGISLATIVE</b>	<b>5310 (CIP) CP - TRANSPORT CAPITAL PROJECT</b>	<b>5320 (CIP) CP - STATE GAS TAX CP PROJECTS</b>
BUILDING DEPRECIATION	\$ -	\$ -	\$ -
EQUIPMENT DEPRECIATION	-	-	-
CIVIC CENTER AND ECOG COSTS	-	-	-
CITY AUDITOR (14 1000)	-	-	-
CITY CLERK (11 1000)	-	-	-
CITY MANAGER (20 1000)	-	-	-
CIVIL SERVICE (12 1000)	-	-	-
DISASTER PREPAREDNESS & EMERG COMM (313101 & 313102 1000)	-	-	-
FIRE ADMIN (333301 1000)	-	-	-
FM ADMIN (222201 1000)	-	-	-
FM ACCOUNTING BUREAU (222203 1000)	-	24	323
FM ACCTNG BUREAU - TIDELANDS (222203 7600-7885)	-	-	-
FM BUDGET MANAGEMENT (222202 1000)	-	-	-
FM PURCHASING (222204 1000)	-	-	-
FM FLEET SERVICES BUREAU (222208 6200)	-	-	-
LEGISLATIVE (10 1000)	-	-	-
LAW (13 1000)	-	-	-
PUBLIC WORKS ADMINISTRATION (303003 & 303001 1000)	-	-	-
PW ENGINEERING (303004 & 303008 1000)	-	-	204
TECHNICAL SERVICES (23 6100)	-	-	-
<b>Total Current Allocations</b>	<b>\$ -</b>	<b>\$ 24</b>	<b>\$ 527</b>

**City of Long Beach, CA**  
**Summary by Fund**  
**FY 2020-2021 Full Cost Plan Summary Schedule**

<b>Department</b>	<b>5410 (CIP) CP - TRANSPORT CAPITAL GRANTS</b>	<b>5411 (CIP) CP - COUNTY PROP C METRO</b>	<b>5412 (CIP) CP - COUNTY MEASURE R METRO</b>
BUILDING DEPRECIATION	\$ -	\$ -	\$ -
EQUIPMENT DEPRECIATION	-	-	-
CIVIC CENTER AND ECOC COSTS	-	-	-
CITY AUDITOR (14 1000)	-	-	-
CITY CLERK (11 1000)	-	-	-
CITY MANAGER (20 1000)	-	-	-
CIVIL SERVICE (12 1000)	-	-	-
DISASTER PREPAREDNESS & EMERG COMM (313101 & 313102 1000)	-	-	-
FIRE ADMIN (333301 1000)	-	-	-
FM ADMIN (222201 1000)	-	-	-
FM ACCOUNTING BUREAU (222203 1000)	-	800	241
FM ACCTNG BUREAU - TIDELANDS (222203 7600-7885)	-	-	-
FM BUDGET MANAGEMENT (222202 1000)	-	-	-
FM PURCHASING (222204 1000)	-	-	-
FM FLEET SERVICES BUREAU (222208 6200)	-	-	-
LEGISLATIVE (10 1000)	-	-	-
LAW (13 1000)	-	-	-
PUBLIC WORKS ADMINISTRATION (303003 & 303001 1000)	-	-	-
PW ENGINEERING (303004 & 303008 1000)	-	0	-
TECHNICAL SERVICES (23 6100)	-	-	-
<b>Total Current Allocations</b>	<b>\$ -</b>	<b>\$ 800</b>	<b>\$ 241</b>

**City of Long Beach, CA**  
**Summary by Fund**  
**FY 2020-2021 Full Cost Plan Summary Schedule**

<b>Department</b>	<b>5413 (CIP) CP - STATE AB2766 AIR QUALITY</b>	<b>5414 (CIP) CP - COUNTY MEASURE M METRO</b>	<b>5416 (CIP) CP - COUNTY PROP A METRO</b>
BUILDING DEPRECIATION	\$ -	\$ -	\$ -
EQUIPMENT DEPRECIATION	112,558	-	-
CIVIC CENTER AND ECO COSTS	-	-	-
CITY AUDITOR (14 1000)	-	-	-
CITY CLERK (11 1000)	-	-	-
CITY MANAGER (20 1000)	-	-	-
CIVIL SERVICE (12 1000)	-	-	-
DISASTER PREPAREDNESS & EMERG COMM (313101 & 313102 1000)	-	-	-
FIRE ADMIN (333301 1000)	-	-	-
FM ADMIN (222201 1000)	-	-	-
FM ACCOUNTING BUREAU (222203 1000)	152	1,270	367
FM ACCTNG BUREAU - TIDELANDS (222203 7600-7885)	-	-	-
FM BUDGET MANAGEMENT (222202 1000)	-	-	-
FM PURCHASING (222204 1000)	1,026	-	-
FM FLEET SERVICES BUREAU (222208 6200)	-	-	-
LEGISLATIVE (10 1000)	-	-	-
LAW (13 1000)	-	-	-
PUBLIC WORKS ADMINISTRATION (303003 & 303001 1000)	-	-	-
PW ENGINEERING (303004 & 303008 1000)	-	-	-
TECHNICAL SERVICES (23 6100)	-	-	-
<b>Total Current Allocations</b>	<b>\$ 113,736</b>	<b>\$ 1,270</b>	<b>\$ 367</b>

**City of Long Beach, CA**  
**Summary by Fund**  
**FY 2020-2021 Full Cost Plan Summary Schedule**

<b>Department</b>	<b>5417 (CIP) CP - STATE RMRA LOCAL RETURN</b>	<b>5418 (CIP) CP - COUNTY MEASURE W</b>	<b>5420 (CIP) CP-STATE PT TRAN DEV ACT SB821</b>
BUILDING DEPRECIATION	\$ -	\$ -	\$ -
EQUIPMENT DEPRECIATION	-	-	-
CIVIC CENTER AND ECOC COSTS	-	-	-
CITY AUDITOR (14 1000)	-	-	-
CITY CLERK (11 1000)	-	-	-
CITY MANAGER (20 1000)	39	3,150	-
CIVIL SERVICE (12 1000)	-	4,984	-
DISASTER PREPAREDNESS & EMERG COMM (313101 & 313102 1000)	-	3,566	-
FIRE ADMIN (333301 1000)	-	-	-
FM ADMIN (222201 1000)	-	-	-
FM ACCOUNTING BUREAU (222203 1000)	385	657	34
FM ACCTNG BUREAU - TIDELANDS (222203 7600-7885)	-	-	-
FM BUDGET MANAGEMENT (222202 1000)	19	1,507	-
FM PURCHASING (222204 1000)	-	-	-
FM FLEET SERVICES BUREAU (222208 6200)	-	-	-
LEGISLATIVE (10 1000)	82	6,577	-
LAW (13 1000)	-	-	-
PUBLIC WORKS ADMINISTRATION (303003 & 303001 1000)	-	102,109	-
PW ENGINEERING (303004 & 303008 1000)	132	266	-
TECHNICAL SERVICES (23 6100)	-	-	-
<b>Total Current Allocations</b>	<b>\$ 658</b>	<b>\$ 122,816</b>	<b>\$ 34</b>

**City of Long Beach, CA**  
**Summary by Fund**  
**FY 2020-2021 Full Cost Plan Summary Schedule**

<b>Department</b>	<b>5500 (CIP) CP - SUCCESSOR AGENCY OPERATING</b>	<b>5501 (CIP) CP - SUCCESSOR AGENCY ANNUAL</b>	<b>6000 IS - CIVIC CENTER OPERATING</b>	<b>6020 (CIP) IS - CIVIC CENTER CAPITAL</b>
BUILDING DEPRECIATION	\$ -	\$ -	\$ 347,113	\$ -
EQUIPMENT DEPRECIATION	-	-	-	-
CIVIC CENTER AND ECOC COSTS	-	-	-	-
CITY AUDITOR (14 1000)	-	-	10,318	-
CITY CLERK (11 1000)	4,128	-	-	-
CITY MANAGER (20 1000)	-	270	1,746	1,651
CIVIL SERVICE (12 1000)	-	2,633	1,919	-
DISASTER PREPAREDNESS & EMERG COMM (313101 & 313102 1000)	-	1,906	1,523	-
FIRE ADMIN (333301 1000)	-	-	-	-
FM ADMIN (222201 1000)	-	-	-	-
FM ACCOUNTING BUREAU (222203 1000)	415	942	3,826	2,505
FM ACCTNG BUREAU - TIDELANDS (222203 7600-7885)	-	-	-	-
FM BUDGET MANAGEMENT (222202 1000)	-	129	835	790
FM PURCHASING (222204 1000)	-	772	8,467	9,614
FM FLEET SERVICES BUREAU (222208 6200)	-	-	2,919	-
LEGISLATIVE (10 1000)	-	563	3,646	3,448
LAW (13 1000)	-	-	-	-
PUBLIC WORKS ADMINISTRATION (303003 & 303001 1000)	-	-	41,427	-
PW ENGINEERING (303004 & 303008 1000)	-	-	87	114,780
TECHNICAL SERVICES (23 6100)	-	-	2,823	-
<b>Total Current Allocations</b>	<b>\$ 4,543</b>	<b>\$ 7,215</b>	<b>\$ 426,650</b>	<b>\$ 132,789</b>

**City of Long Beach, CA**  
**Summary by Fund**  
**FY 2020-2021 Full Cost Plan Summary Schedule**

<b>Department</b>	<b>6100 IS - GENRAL SERVICES OPERATING</b>	<b>6120 (CIP) IS - GENERAL SERVICES CAPITAL</b>	<b>6200 IS - FLEET OPERATING</b>	<b>6205 IS - FLEET DEBT</b>
BUILDING DEPRECIATION	\$ -	\$ -	\$ -	\$ -
EQUIPMENT DEPRECIATION	-	-	-	-
CIVIC CENTER AND ECOC COSTS	-	-	-	-
CITY AUDITOR (14 1000)	438	-	45	(198)
CITY CLERK (11 1000)	-	-	-	-
CITY MANAGER (20 1000)	1,882	7,020	-	-
CIVIL SERVICE (12 1000)	2,160	-	-	-
DISASTER PREPAREDNESS & EMERG COMM (313101 & 313102 1000)	1,656	59,075	-	-
FIRE ADMIN (333301 1000)	-	-	-	-
FM ADMIN (222201 1000)	70,166	-	-	-
FM ACCOUNTING BUREAU (222203 1000)	618	2,067	-	3
FM ACCTNG BUREAU - TIDELANDS (222203 7600-7885)	-	-	-	-
FM BUDGET MANAGEMENT (222202 1000)	900	3,357	-	-
FM PURCHASING (222204 1000)	-	15,266	-	-
FM FLEET SERVICES BUREAU (222208 6200)	-	-	-	-
LEGISLATIVE (10 1000)	3,930	14,658	-	-
LAW (13 1000)	-	-	-	-
PUBLIC WORKS ADMINISTRATION (303003 & 303001 1000)	-	-	-	-
PW ENGINEERING (303004 & 303008 1000)	-	-	-	-
TECHNICAL SERVICES (23 6100)	864	-	-	-
<b>Total Current Allocations</b>	<b>\$ 82,614</b>	<b>\$ 101,444</b>	<b>\$ 45</b>	<b>\$ (194)</b>

**City of Long Beach, CA**  
**Summary by Fund**  
**FY 2020-2021 Full Cost Plan Summary Schedule**

<b>Department</b>	<b>6210 IS - FLEET GRANTS</b>	<b>6220 (CIP) IS - FLEET CAPITAL</b>	<b>6230 IS - FLEET REPLACEMENT</b>	<b>6300 IS - WORKERS' COMPENSATIO</b>	<b>6350 IS - GENERAL LIABILITY</b>
BUILDING DEPRECIATION	\$ -	\$ -	\$ -	\$ -	\$ -
EQUIPMENT DEPRECIATION	-	-	-	-	-
CIVIC CENTER AND ECOC COSTS	-	-	-	-	-
CITY AUDITOR (14 1000)	10	-	3,780	5,559	13,888
CITY CLERK (11 1000)	-	-	-	3,601	-
CITY MANAGER (20 1000)	-	-	8,442	29,334	15,493
CIVIL SERVICE (12 1000)	-	-	9,386	6,512	1,661
DISASTER PREPAREDNESS & EMERG COMM (313101 & 313102 1000)	-	-	6,267	20,395	12,152
FIRE ADMIN (333301 1000)	-	-	-	-	-
FM ADMIN (222201 1000)	-	-	314,698	6,517	-
FM ACCOUNTING BUREAU (222203 1000)	15	48	5,434	7,260	2,342
FM ACCTNG BUREAU - TIDELANDS (222203 7600-7885)	-	-	-	-	-
FM BUDGET MANAGEMENT (222202 1000)	-	-	4,038	14,030	7,410
FM PURCHASING (222204 1000)	210	1,651	78,739	6,410	3,674
FM FLEET SERVICES BUREAU (222208 6200)	-	-	5,666	-	703
LEGISLATIVE (10 1000)	-	-	17,628	51,916	25,042
LAW (13 1000)	-	-	-	-	-
PUBLIC WORKS ADMINISTRATION (303003 & 303001 1000)	-	-	-	-	-
PW ENGINEERING (303004 & 303008 1000)	-	-	-	-	-
TECHNICAL SERVICES (23 6100)	-	-	911	10,130	14,162
<b>Total Current Allocations</b>	<b>\$ 235</b>	<b>\$ 1,699</b>	<b>\$ 454,988</b>	<b>\$ 161,664</b>	<b>\$ 96,526</b>

**City of Long Beach, CA**  
**Summary by Fund**  
**FY 2020-2021 Full Cost Plan Summary Schedule**

<b>Department</b>	<b>6400 IS - EBF - OPERATING</b>	<b>7000 EF - GAS OPERATING</b>	<b>7005 EF - GAS DEBT</b>	<b>7020 (CIP) EF - GAS CAP/OPER PROJ</b>
BUILDING DEPRECIATION	\$ -	\$ -	\$ -	\$ -
EQUIPMENT DEPRECIATION	-	-	-	-
CIVIC CENTER AND ECOC COSTS	-	-	-	-
CITY AUDITOR (14 1000)	4,969	40,234	19	-
CITY CLERK (11 1000)	30,822	24,614	-	-
CITY MANAGER (20 1000)	28,100	130,464	-	37,447
CIVIL SERVICE (12 1000)	18,880	155,536	-	-
DISASTER PREPAREDNESS & EMERG COMM (313101 & 313102 1000)	19,549	108,339	-	-
FIRE ADMIN (333301 1000)	-	-	-	-
FM ADMIN (222201 1000)	266,867	-	-	-
FM ACCOUNTING BUREAU (222203 1000)	8,686	3,017	1	381
FM ACCTNG BUREAU - TIDELANDS (222203 7600-7885)	-	-	-	-
FM BUDGET MANAGEMENT (222202 1000)	13,440	62,397	-	17,910
FM PURCHASING (222204 1000)	7,755	74,408	-	34,414
FM FLEET SERVICES BUREAU (222208 6200)	-	173,089	-	-
LEGISLATIVE (10 1000)	57,352	272,410	-	78,190
LAW (13 1000)	578,972	-	-	-
PUBLIC WORKS ADMINISTRATION (303003 & 303001 1000)	-	-	-	-
PW ENGINEERING (303004 & 303008 1000)	-	-	-	-
TECHNICAL SERVICES (23 6100)	28,463	238,532	-	-
<b>Total Current Allocations</b>	<b>\$ 1,063,856</b>	<b>\$ 1,283,040</b>	<b>\$ 20</b>	<b>\$ 168,342</b>

**City of Long Beach, CA**  
**Summary by Fund**  
**FY 2020-2021 Full Cost Plan Summary Schedule**

<b>Department</b>	<b>7035 EF - GAS PREPAY (LBBFA)</b>	<b>7100 EF - WATER OPERATING</b>	<b>7101 EF - WATER RECLAIMED OPERATING</b>	<b>7105 EF - WATER DEBT</b>
BUILDING DEPRECIATION	\$ -	\$ -	\$ -	\$ -
EQUIPMENT DEPRECIATION	-	-	-	-
CIVIC CENTER AND ECOC COSTS	-	-	-	-
CITY AUDITOR (14 1000)	-	55,604	704	833
CITY CLERK (11 1000)	-	-	-	-
CITY MANAGER (20 1000)	-	201,998	-	-
CIVIL SERVICE (12 1000)	-	150,984	-	-
DISASTER PREPAREDNESS & EMERG COMM (313101 & 313102 1000)	-	111,896	-	-
FIRE ADMIN (333301 1000)	-	-	-	-
FM ADMIN (222201 1000)	-	-	-	-
FM ACCOUNTING BUREAU (222203 1000)	-	5,774	52	7
FM ACCTNG BUREAU - TIDELANDS (222203 7600-7885)	-	-	-	-
FM BUDGET MANAGEMENT (222202 1000)	-	96,610	-	-
FM PURCHASING (222204 1000)	-	-	-	-
FM FLEET SERVICES BUREAU (222208 6200)	-	11,886	-	-
LEGISLATIVE (10 1000)	-	316,331	-	-
LAW (13 1000)	-	179	-	-
PUBLIC WORKS ADMINISTRATION (303003 & 303001 1000)	-	-	-	-
PW ENGINEERING (303004 & 303008 1000)	-	-	-	-
TECHNICAL SERVICES (23 6100)	-	107,086	-	-
<b>Total Current Allocations</b>	<b>\$ -</b>	<b>\$ 1,058,348</b>	<b>\$ 756</b>	<b>\$ 840</b>

**City of Long Beach, CA**  
**Summary by Fund**  
**FY 2020-2021 Full Cost Plan Summary Schedule**

<b>Department</b>	<b>7120 EF - WATER CAPITAL PROJECTS</b>	<b>7121 EF - WATER RECLAIMED CAPITAL</b>	<b>7200 EF - SEWER OPERATING</b>	<b>7205 EF - SEWER DEBT</b>
BUILDING DEPRECIATION	\$ -	\$ -	\$ -	\$ -
EQUIPMENT DEPRECIATION	-	-	-	-
CIVIC CENTER AND ECOC COSTS	-	-	-	-
CITY AUDITOR (14 1000)	(1,973)	(24)	7,506	345
CITY CLERK (11 1000)	-	-	-	-
CITY MANAGER (20 1000)	32,555	-	39,804	-
CIVIL SERVICE (12 1000)	-	-	34,056	-
DISASTER PREPAREDNESS & EMERG COMM (313101 & 313102 1000)	-	-	22,418	-
FIRE ADMIN (333301 1000)	-	-	-	-
FM ADMIN (222201 1000)	-	-	-	-
FM ACCOUNTING BUREAU (222203 1000)	988	44	702	3
FM ACCTNG BUREAU - TIDELANDS (222203 7600-7885)	-	-	-	-
FM BUDGET MANAGEMENT (222202 1000)	15,570	-	19,037	-
FM PURCHASING (222204 1000)	-	-	-	-
FM FLEET SERVICES BUREAU (222208 6200)	96	-	-	-
LEGISLATIVE (10 1000)	50,981	-	62,334	-
LAW (13 1000)	-	-	-	-
PUBLIC WORKS ADMINISTRATION (303003 & 303001 1000)	-	-	-	-
PW ENGINEERING (303004 & 303008 1000)	-	-	-	-
TECHNICAL SERVICES (23 6100)	-	-	54,814	-
<b>Total Current Allocations</b>	<b>\$ 98,218</b>	<b>\$ 20</b>	<b>\$ 240,671</b>	<b>\$ 349</b>

**City of Long Beach, CA**  
**Summary by Fund**  
**FY 2020-2021 Full Cost Plan Summary Schedule**

<b>Department</b>	<b>7220 EF - SEWER CAPITAL PROJECTS</b>	<b>7300 EF - SOL WASTE OPERATING</b>	<b>7310 (CIP) EF - SOL WASTE CAP/OPER GRANTS</b>
BUILDING DEPRECIATION	\$ -	\$ -	\$ -
EQUIPMENT DEPRECIATION	-	-	-
CIVIC CENTER AND ECOC COSTS	-	-	-
CITY AUDITOR (14 1000)	(378)	45,913	-
CITY CLERK (11 1000)	-	-	-
CITY MANAGER (20 1000)	8,226	111,412	-
CIVIL SERVICE (12 1000)	-	114,162	-
DISASTER PREPAREDNESS & EMERG COMM (313101 & 313102 1000)	-	81,219	-
FIRE ADMIN (333301 1000)	-	-	-
FM ADMIN (222201 1000)	-	-	-
FM ACCOUNTING BUREAU (222203 1000)	366	20,925	187
FM ACCTNG BUREAU - TIDELANDS (222203 7600-7885)	-	-	-
FM BUDGET MANAGEMENT (222202 1000)	3,934	53,285	-
FM PURCHASING (222204 1000)	-	35,331	501
FM FLEET SERVICES BUREAU (222208 6200)	-	596,439	-
LEGISLATIVE (10 1000)	12,883	232,630	-
LAW (13 1000)	-	-	-
PUBLIC WORKS ADMINISTRATION (303003 & 303001 1000)	-	2,325,306	-
PW ENGINEERING (303004 & 303008 1000)	-	6,006	1,581
TECHNICAL SERVICES (23 6100)	-	114,815	-
<b>Total Current Allocations</b>	<b>\$ 25,032</b>	<b>\$ 3,737,442</b>	<b>\$ 2,269</b>

**City of Long Beach, CA**  
**Summary by Fund**  
**FY 2020-2021 Full Cost Plan Summary Schedule**

<b>Department</b>	<b>7320 (CIP) EF - SOL WASTE CAP/OPER PROJ</b>	<b>7350 EF - SERRF OPERATIONS</b>	<b>7400 EF - AIRPORT OPERATING</b>	<b>7410 (CIP) EF - AIRPORT GRANTS</b>
BUILDING DEPRECIATION	\$ -	\$ -	\$ -	\$ -
EQUIPMENT DEPRECIATION	-	-	-	-
CIVIC CENTER AND ECOC COSTS	-	-	-	-
CITY AUDITOR (14 1000)	-	37,124	21,810	8,336
CITY CLERK (11 1000)	-	-	-	-
CITY MANAGER (20 1000)	-	1,934	72,091	-
CIVIL SERVICE (12 1000)	-	415	75,920	-
DISASTER PREPAREDNESS & EMERG COMM (313101 & 313102 1000)	-	1,783	56,778	-
FIRE ADMIN (333301 1000)	-	-	-	-
FM ADMIN (222201 1000)	-	-	-	-
FM ACCOUNTING BUREAU (222203 1000)	-	211	18,491	959
FM ACCTNG BUREAU - TIDELANDS (222203 7600-7885)	-	-	-	-
FM BUDGET MANAGEMENT (222202 1000)	-	925	34,479	-
FM PURCHASING (222204 1000)	-	124,361	44,299	13,058
FM FLEET SERVICES BUREAU (222208 6200)	-	-	38,324	-
LEGISLATIVE (10 1000)	-	4,039	150,526	-
LAW (13 1000)	-	-	26,486	-
PUBLIC WORKS ADMINISTRATION (303003 & 303001 1000)	-	-	-	-
PW ENGINEERING (303004 & 303008 1000)	-	-	4,617	405,243
TECHNICAL SERVICES (23 6100)	-	1,872	54,581	-
<b>Total Current Allocations</b>	<b>\$ -</b>	<b>\$ 172,665</b>	<b>\$ 598,401</b>	<b>\$ 427,596</b>

**City of Long Beach, CA**  
**Summary by Fund**  
**FY 2020-2021 Full Cost Plan Summary Schedule**

<b>Department</b>	<b>7411 (CIP) EF - AIRPORT PASSNGER FAC CHRG</b>	<b>7412 (CIP) EF - AIRPORT CUSTOMER FAC CHRG</b>	<b>7420 (CIP) EF - AIRPORT CAP/OPER PROJ</b>	<b>7425 EF - AIRPORT DEBT</b>
BUILDING DEPRECIATION	\$ -	\$ -	\$ -	\$ -
EQUIPMENT DEPRECIATION	-	-	-	-
CIVIC CENTER AND ECOC COSTS	-	-	-	-
CITY AUDITOR (14 1000)	2,187	5	-	(372)
CITY CLERK (11 1000)	-	-	-	-
CITY MANAGER (20 1000)	-	-	170	-
CIVIL SERVICE (12 1000)	-	-	-	-
DISASTER PREPAREDNESS & EMERG COMM (313101 & 313102 1000)	-	-	-	-
FIRE ADMIN (333301 1000)	-	-	-	-
FM ADMIN (222201 1000)	-	-	-	-
FM ACCOUNTING BUREAU (222203 1000)	1,403	314	2,115	359
FM ACCTNG BUREAU - TIDELANDS (222203 7600-7885)	-	-	-	-
FM BUDGET MANAGEMENT (222202 1000)	-	-	81	-
FM PURCHASING (222204 1000)	1,406	308	4,408	-
FM FLEET SERVICES BUREAU (222208 6200)	-	-	-	-
LEGISLATIVE (10 1000)	-	-	355	-
LAW (13 1000)	-	-	-	-
PUBLIC WORKS ADMINISTRATION (303003 & 303001 1000)	-	-	-	-
PW ENGINEERING (303004 & 303008 1000)	337,790	4,082	(41,633)	-
TECHNICAL SERVICES (23 6100)	-	-	-	-
<b>Total Current Allocations</b>	<b>\$ 342,785</b>	<b>\$ 4,708</b>	<b>\$ (34,503)</b>	<b>\$ (13)</b>

**City of Long Beach, CA**  
**Summary by Fund**  
**FY 2020-2021 Full Cost Plan Summary Schedule**

<b>Department</b>	<b>7500 EF - DEVELOPMNT SVCS OPERATING</b>	<b>7510 EF - DEVELOPMNT SVCS GRANTS</b>	<b>7520 EF - DEVELOPMNT SVC CASP SB1186</b>	<b>7550 EF - TOWING OPERATING</b>
BUILDING DEPRECIATION	\$ -	\$ -	\$ -	\$ -
EQUIPMENT DEPRECIATION	-	-	-	-
CIVIC CENTER AND ECOC COSTS	789,901	-	-	-
CITY AUDITOR (14 1000)	16,941	1,149	-	4,208
CITY CLERK (11 1000)	58,820	-	-	-
CITY MANAGER (20 1000)	70,760	-	-	23,257
CIVIL SERVICE (12 1000)	92,549	-	-	24,088
DISASTER PREPAREDNESS & EMERG COMM (313101 & 313102 1000)	64,192	-	-	15,479
FIRE ADMIN (333301 1000)	-	-	-	-
FM ADMIN (222201 1000)	-	-	-	866,935
FM ACCOUNTING BUREAU (222203 1000)	43,676	185	1,205	5,659
FM ACCTNG BUREAU - TIDELANDS (222203 7600-7885)	-	-	-	-
FM BUDGET MANAGEMENT (222202 1000)	33,843	-	-	11,123
FM PURCHASING (222204 1000)	21,766	5,221	184	6,086
FM FLEET SERVICES BUREAU (222208 6200)	26,424	-	-	24,967
LEGISLATIVE (10 1000)	147,748	-	-	48,561
LAW (13 1000)	-	-	-	-
PUBLIC WORKS ADMINISTRATION (303003 & 303001 1000)	-	-	-	-
PW ENGINEERING (303004 & 303008 1000)	-	-	-	-
TECHNICAL SERVICES (23 6100)	102,335	(2)	-	12,403
<b>Total Current Allocations</b>	<b>\$ 1,468,955</b>	<b>\$ 6,552</b>	<b>\$ 1,388</b>	<b>\$ 1,042,765</b>

**City of Long Beach, CA**  
**Summary by Fund**  
**FY 2020-2021 Full Cost Plan Summary Schedule**

<b>Department</b>	<b>7600 EF - TIDELANDS OPERATING</b>	<b>7605 EF - TIDELANDS DEBT</b>	<b>7610 (CIP) EF - TIDELANDS CAPITAL GRANTS</b>	<b>7620 (CIP) EF - TIDELAND CAPITAL</b>
BUILDING DEPRECIATION	\$ -	\$ -	\$ -	\$ -
EQUIPMENT DEPRECIATION	-	-	-	-
CIVIC CENTER AND ECOC COSTS	40,416	-	-	-
CITY AUDITOR (14 1000)	63,213	11	-	-
CITY CLERK (11 1000)	-	-	-	-
CITY MANAGER (20 1000)	116,612	-	-	1,390
CIVIL SERVICE (12 1000)	88,537	-	-	-
DISASTER PREPAREDNESS & EMERG COMM (313101 & 313102 1000)	88,525	-	-	-
FIRE ADMIN (333301 1000)	1,090,836	-	-	-
FM ADMIN (222201 1000)	17,113	-	-	-
FM ACCOUNTING BUREAU (222203 1000)	40,168	18	2	9,266
FM ACCTNG BUREAU - TIDELANDS (222203 7600-7885)	27,484	5	-	-
FM BUDGET MANAGEMENT (222202 1000)	69,593	-	-	1,329
FM PURCHASING (222204 1000)	76,309	-	-	22,529
FM FLEET SERVICES BUREAU (222208 6200)	345,896	-	-	-
LEGISLATIVE (10 1000)	303,204	-	-	5,803
LAW (13 1000)	-	-	-	-
PUBLIC WORKS ADMINISTRATION (303003 & 303001 1000)	118,008	-	-	-
PW ENGINEERING (303004 & 303008 1000)	189	-	-	164,067
TECHNICAL SERVICES (23 6100)	57,947	-	-	-
<b>Total Current Allocations</b>	<b>\$ 2,544,052</b>	<b>\$ 34</b>	<b>\$ 2</b>	<b>\$ 204,384</b>

**City of Long Beach, CA**  
**Summary by Fund**  
**FY 2020-2021 Full Cost Plan Summary Schedule**

<b>Department</b>	<b>7630 EF - TIDELAND S PARKING</b>	<b>7631 EF - TIDELANDS ?</b>	<b>7635 EF - TF CONVNTN CTR PKG SURCHG</b>	<b>7700 EF - TF MARINA OPERATING</b>	<b>7710 (CIP) EF - TF MARINA CAPITAL GRANT</b>
BUILDING DEPRECIATION	\$ -	\$ -	\$ -	\$ -	\$ -
EQUIPMENT DEPRECIATION	-	-	-	-	-
CIVIC CENTER AND ECOC COSTS	-	-	-	-	-
CITY AUDITOR (14 1000)	-	5,347	-	12,736	-
CITY CLERK (11 1000)	-	-	-	-	-
CITY MANAGER (20 1000)	355	1,445	-	38,201	-
CIVIL SERVICE (12 1000)	-	332	-	77,348	-
DISASTER PREPAREDNESS & EMERG COMM (313101 & 313102 1000)	-	311	-	51,877	-
FIRE ADMIN (333301 1000)	-	-	-	312,125	-
FM ADMIN (222201 1000)	-	-	-	8,008	-
FM ACCOUNTING BUREAU (222203 1000)	478	10,148	19	20,804	10
FM ACCTNG BUREAU - TIDELANDS (222203 7600-7885)	-	2,325	-	5,538	-
FM BUDGET MANAGEMENT (222202 1000)	170	933	-	36,541	-
FM PURCHASING (222204 1000)	-	13,410	-	25,351	-
FM FLEET SERVICES BUREAU (222208 6200)	-	501	-	109,882	-
LEGISLATIVE (10 1000)	741	4,071	-	159,527	-
LAW (13 1000)	-	-	-	-	-
PUBLIC WORKS ADMINISTRATION (303003 & 303001 1000)	-	8,898	-	-	-
PW ENGINEERING (303004 & 303008 1000)	-	551	-	1,872	-
TECHNICAL SERVICES (23 6100)	-	802	-	41,383	-
<b>Total Current Allocations</b>	<b>\$ 1,744</b>	<b>\$ 49,074</b>	<b>\$ 19</b>	<b>\$ 901,193</b>	<b>\$ 10</b>

**City of Long Beach, CA**  
**Summary by Fund**  
**FY 2020-2021 Full Cost Plan Summary Schedule**

<b>Department</b>	<b>7720 (CIP) EF - TFMARINA CAPITAL PROJECTS</b>	<b>7750 EF - TF QUEEN MRY PROJECT OPER</b>	<b>7770 (CIP) EF - TF QUEEN MRY PROJECT OPER</b>
BUILDING DEPRECIATION	\$ -	\$ -	\$ -
EQUIPMENT DEPRECIATION	-	-	-
CIVIC CENTER AND ECOC COSTS	-	-	-
CITY AUDITOR (14 1000)	-	-	-
CITY CLERK (11 1000)	-	-	-
CITY MANAGER (20 1000)	14	-	-
CIVIL SERVICE (12 1000)	-	831	-
DISASTER PREPAREDNESS & EMERG COMM (313101 & 313102 1000)	-	509	-
FIRE ADMIN (333301 1000)	-	-	-
FM ADMIN (222201 1000)	-	-	-
FM ACCOUNTING BUREAU (222203 1000)	14	196	60
FM ACCTNG BUREAU - TIDELANDS (222203 7600-7885)	-	-	-
FM BUDGET MANAGEMENT (222202 1000)	7	-	-
FM PURCHASING (222204 1000)	-	5,307	3,151
FM FLEET SERVICES BUREAU (222208 6200)	-	-	-
LEGISLATIVE (10 1000)	29	-	-
LAW (13 1000)	-	-	-
PUBLIC WORKS ADMINISTRATION (303003 & 303001 1000)	-	-	-
PW ENGINEERING (303004 & 303008 1000)	35	-	4,670
TECHNICAL SERVICES (23 6100)	-	-	-
<b>Total Current Allocations</b>	<b>\$ 100</b>	<b>\$ 6,843</b>	<b>\$ 7,881</b>

**City of Long Beach, CA**  
**Summary by Fund**  
**FY 2020-2021 Full Cost Plan Summary Schedule**

<b>Department</b>	<b>7770 EF - TF QUEEN MRY PROJECT OPER</b>	<b>7800 EF - TIDELANDS OIL</b>	<b>7900 EF - HARBOR OPERATING</b>
BUILDING DEPRECIATION	\$ -	\$ -	\$ -
EQUIPMENT DEPRECIATION	-	-	-
CIVIC CENTER AND ECOC COSTS	-	-	-
CITY AUDITOR (14 1000)	-	30,857	(1,876)
CITY CLERK (11 1000)	-	-	5,494
CITY MANAGER (20 1000)	-	7,595	207,929
CIVIL SERVICE (12 1000)	-	13,913	376,276
DISASTER PREPAREDNESS & EMERG COMM (313101 & 313102 1000)	-	12,355	303,456
FIRE ADMIN (333301 1000)	-	-	-
FM ADMIN (222201 1000)	-	-	-
FM ACCOUNTING BUREAU (222203 1000)	-	302	9,266
FM ACCTNG BUREAU - TIDELANDS (222203 7600-7885)	-	35,844	-
FM BUDGET MANAGEMENT (222202 1000)	-	7,265	198,894
FM PURCHASING (222204 1000)	-	6,386	-
FM FLEET SERVICES BUREAU (222208 6200)	-	3,779	1,704
LEGISLATIVE (10 1000)	-	31,715	651,237
LAW (13 1000)	-	47,426	(187,543)
PUBLIC WORKS ADMINISTRATION (303003 & 303001 1000)	-	-	-
PW ENGINEERING (303004 & 303008 1000)	-	-	-
TECHNICAL SERVICES (23 6100)	-	13,147	73,803
<b>Total Current Allocations</b>	<b>\$ -</b>	<b>\$ 210,584</b>	<b>\$ 1,638,640</b>

**City of Long Beach, CA**  
**Summary by Fund**  
**FY 2020-2021 Full Cost Plan Summary Schedule**

<b>Department</b>	<b>7905 EF - HARBOR DEBT - LOCs &amp; OTHR</b>	<b>7910 EF - HARBOR CAP/OPER GRANTS</b>	<b>7920 EF - HARBOR CAP/OPER PROJ</b>	<b>7930 EF - HA DEBT 2010A BONDS</b>
BUILDING DEPRECIATION	\$ -	\$ -	\$ -	\$ -
EQUIPMENT DEPRECIATION	-	-	-	-
CIVIC CENTER AND ECOC COSTS	-	-	-	-
CITY AUDITOR (14 1000)	531	(965)	1,437,203	-
CITY CLERK (11 1000)	-	-	-	-
CITY MANAGER (20 1000)	-	105	47,193	-
CIVIL SERVICE (12 1000)	-	-	-	-
DISASTER PREPAREDNESS & EMERG COMM (313101 & 313102 1000)	-	-	-	-
FIRE ADMIN (333301 1000)	-	-	-	-
FM ADMIN (222201 1000)	-	-	-	-
FM ACCOUNTING BUREAU (222203 1000)	8	275	2,200	-
FM ACCTNG BUREAU - TIDELANDS (222203 7600-7885)	-	-	-	-
FM BUDGET MANAGEMENT (222202 1000)	-	101	22,581	-
FM PURCHASING (222204 1000)	-	-	-	-
FM FLEET SERVICES BUREAU (222208 6200)	-	-	-	-
LEGISLATIVE (10 1000)	-	330	73,936	-
LAW (13 1000)	-	-	-	-
PUBLIC WORKS ADMINISTRATION (303003 & 303001 1000)	-	-	-	-
PW ENGINEERING (303004 & 303008 1000)	-	-	-	-
TECHNICAL SERVICES (23 6100)	-	-	-	-
<b>Total Current Allocations</b>	<b>\$ 539</b>	<b>\$ (154)</b>	<b>\$ 1,583,113</b>	<b>\$ -</b>

**City of Long Beach, CA**  
**Summary by Fund**  
**FY 2020-2021 Full Cost Plan Summary Schedule**

<b>Department</b>	<b>7931 EF - HA DEBT 2010B BONDS</b>	<b>7932 EF - HA DEBT 2014A BONDS</b>	<b>7933 EF - HA DEBT 2014B BONDS</b>	<b>7934 EF - HA DEBT 2015A BONDS</b>
BUILDING DEPRECIATION	\$ -	\$ -	\$ -	\$ -
EQUIPMENT DEPRECIATION	-	-	-	-
CIVIC CENTER AND ECOC COSTS	-	-	-	-
CITY AUDITOR (14 1000)	-	1	271	210
CITY CLERK (11 1000)	-	-	-	-
CITY MANAGER (20 1000)	-	-	-	-
CIVIL SERVICE (12 1000)	-	-	-	-
DISASTER PREPAREDNESS & EMERG COMM (313101 & 313102 1000)	-	-	-	-
FIRE ADMIN (333301 1000)	-	-	-	-
FM ADMIN (222201 1000)	-	-	-	-
FM ACCOUNTING BUREAU (222203 1000)	-	1	1	1
FM ACCTNG BUREAU - TIDELANDS (222203 7600-7885)	-	-	-	-
FM BUDGET MANAGEMENT (222202 1000)	-	-	-	-
FM PURCHASING (222204 1000)	-	-	-	-
FM FLEET SERVICES BUREAU (222208 6200)	-	-	-	-
LEGISLATIVE (10 1000)	-	-	-	-
LAW (13 1000)	-	-	-	-
PUBLIC WORKS ADMINISTRATION (303003 & 303001 1000)	-	-	-	-
PW ENGINEERING (303004 & 303008 1000)	-	-	-	-
TECHNICAL SERVICES (23 6100)	-	-	-	-
<b>Total Current Allocations</b>	<b>\$ -</b>	<b>\$ 2</b>	<b>\$ 272</b>	<b>\$ 210</b>

**City of Long Beach, CA**  
**Summary by Fund**  
**FY 2020-2021 Full Cost Plan Summary Schedule**

<b>Department</b>	<b>7935 EF - HA DEBT 2015B BONDS</b>	<b>7936 EF - HA DEBT 2015C BONDS</b>	<b>7937 EF - HA DEBT 2015D BONDS</b>	<b>7938 EF - HA DEBT 2017A BONDS</b>
BUILDING DEPRECIATION	\$ -	\$ -	\$ -	\$ -
EQUIPMENT DEPRECIATION	-	-	-	-
CIVIC CENTER AND ECOC COSTS	-	-	-	-
CITY AUDITOR (14 1000)	416	2,602	3,009	4,050
CITY CLERK (11 1000)	-	-	-	-
CITY MANAGER (20 1000)	-	-	-	-
CIVIL SERVICE (12 1000)	-	-	-	-
DISASTER PREPAREDNESS & EMERG COMM (313101 & 313102 1000)	-	-	-	-
FIRE ADMIN (333301 1000)	-	-	-	-
FM ADMIN (222201 1000)	-	-	-	-
FM ACCOUNTING BUREAU (222203 1000)	1	1	1	1
FM ACCTNG BUREAU - TIDELANDS (222203 7600-7885)	-	-	-	-
FM BUDGET MANAGEMENT (222202 1000)	-	-	-	-
FM PURCHASING (222204 1000)	-	-	-	-
FM FLEET SERVICES BUREAU (222208 6200)	-	-	-	-
LEGISLATIVE (10 1000)	-	-	-	-
LAW (13 1000)	-	-	-	-
PUBLIC WORKS ADMINISTRATION (303003 & 303001 1000)	-	-	-	-
PW ENGINEERING (303004 & 303008 1000)	-	-	-	-
TECHNICAL SERVICES (23 6100)	-	-	-	-
<b>Total Current Allocations</b>	<b>\$ 417</b>	<b>\$ 2,603</b>	<b>\$ 3,010</b>	<b>\$ 4,051</b>

**City of Long Beach, CA**  
**Summary by Fund**  
**FY 2020-2021 Full Cost Plan Summary Schedule**

<b>Department</b>	<b>7939 EF - HA DEBT 2017B BONDS</b>	<b>7940 EF - HA DEBT 2017C BONDS</b>	<b>7941 EF - HA DEBT 2018 NOTES</b>	<b>7942 EF - HA DEBT 2019A BONDS</b>
BUILDING DEPRECIATION	\$ -	\$ -	\$ -	\$ -
EQUIPMENT DEPRECIATION	-	-	-	-
CIVIC CENTER AND ECOC COSTS	-	-	-	-
CITY AUDITOR (14 1000)	1,169	1,936	1,364	6,548
CITY CLERK (11 1000)	-	-	-	-
CITY MANAGER (20 1000)	-	-	-	-
CIVIL SERVICE (12 1000)	-	-	-	-
DISASTER PREPAREDNESS & EMERG COMM (313101 & 313102 1000)	-	-	-	-
FIRE ADMIN (333301 1000)	-	-	-	-
FM ADMIN (222201 1000)	-	-	-	-
FM ACCOUNTING BUREAU (222203 1000)	1	1	2	1
FM ACCTNG BUREAU - TIDELANDS (222203 7600-7885)	-	-	-	-
FM BUDGET MANAGEMENT (222202 1000)	-	-	-	-
FM PURCHASING (222204 1000)	-	-	-	-
FM FLEET SERVICES BUREAU (222208 6200)	-	-	-	-
LEGISLATIVE (10 1000)	-	-	-	-
LAW (13 1000)	-	-	-	-
PUBLIC WORKS ADMINISTRATION (303003 & 303001 1000)	-	-	-	-
PW ENGINEERING (303004 & 303008 1000)	-	-	-	-
TECHNICAL SERVICES (23 6100)	-	-	-	-
<b>Total Current Allocations</b>	<b>\$ 1,169</b>	<b>\$ 1,936</b>	<b>\$ 1,366</b>	<b>\$ 6,548</b>

**City of Long Beach, CA**  
**Summary by Fund**  
**FY 2020-2021 Full Cost Plan Summary Schedule**

<b>Department</b>	<b>7943 EF - HA DEBT 2020A BONDS</b>	<b>7944 EF - HA DEBT 2020B BONDS</b>	<b>7945 EF - HA DEBT 2020C NOTES</b>	<b>7946 EF - HA DEBT 2021A NOTES</b>
BUILDING DEPRECIATION	\$ -	\$ -	\$ -	\$ -
EQUIPMENT DEPRECIATION	-	-	-	-
CIVIC CENTER AND ECOC COSTS	-	-	-	-
CITY AUDITOR (14 1000)	(111)	401	1,102	-
CITY CLERK (11 1000)	-	-	-	-
CITY MANAGER (20 1000)	-	-	-	-
CIVIL SERVICE (12 1000)	-	-	-	-
DISASTER PREPAREDNESS & EMERG COMM (313101 & 313102 1000)	-	-	-	-
FIRE ADMIN (333301 1000)	-	-	-	-
FM ADMIN (222201 1000)	-	-	-	-
FM ACCOUNTING BUREAU (222203 1000)	4	2	2	1
FM ACCTNG BUREAU - TIDELANDS (222203 7600-7885)	-	-	-	-
FM BUDGET MANAGEMENT (222202 1000)	-	-	-	-
FM PURCHASING (222204 1000)	-	-	-	-
FM FLEET SERVICES BUREAU (222208 6200)	-	-	-	-
LEGISLATIVE (10 1000)	-	-	-	-
LAW (13 1000)	-	-	-	-
PUBLIC WORKS ADMINISTRATION (303003 & 303001 1000)	-	-	-	-
PW ENGINEERING (303004 & 303008 1000)	-	-	-	-
TECHNICAL SERVICES (23 6100)	-	-	-	-
<b>Total Current Allocations</b>	<b>\$ (106)</b>	<b>\$ 403</b>	<b>\$ 1,104</b>	<b>\$ 1</b>

**City of Long Beach, CA**  
**Summary by Fund**  
**FY 2020-2021 Full Cost Plan Summary Schedule**

<b>Department</b>	<b>7947 EF - HA DEBT 2021B NOTES</b>	<b>7948 EF - HA DEBT 2021C NOTES</b>	<b>ALL OTHER</b>	<b>Total</b>
BUILDING DEPRECIATION	\$ -	\$ -	\$ -	\$ 8,547,149
EQUIPMENT DEPRECIATION	-	-	57,631	\$ 2,424,693
CIVIC CENTER AND ECOC COSTS	-	-	972,934	\$ 5,509,927
CITY AUDITOR (14 1000)	-	2,356	413,798	\$ 2,831,809
CITY CLERK (11 1000)	-	-	1,987	\$ 466,214
CITY MANAGER (20 1000)	-	-	86,581	\$ 4,487,992
CIVIL SERVICE (12 1000)	-	-	-	\$ 3,201,951
DISASTER PREPAREDNESS & EMERG COMM (313101 & 313102 1000)	-	-	-	\$ 4,919,747
FIRE ADMIN (333301 1000)	-	-	76,836	\$19,530,642
FM ADMIN (222201 1000)	-	-	-	\$ 3,375,972
FM ACCOUNTING BUREAU (222203 1000)	1	-	645,501	\$ 1,523,439
FM ACCTNG BUREAU - TIDELANDS (222203 7600-7885)	-	-	-	\$ 71,702
FM BUDGET MANAGEMENT (222202 1000)	-	-	41,409	\$ 2,070,230
FM PURCHASING (222204 1000)	-	-	144,585	\$ 2,413,766
FM FLEET SERVICES BUREAU (222208 6200)	-	-	-	\$ 3,112,735
LEGISLATIVE (10 1000)	-	-	180,782	\$ 8,615,505
LAW (13 1000)	-	-	1,871	\$ 1,336,518
PUBLIC WORKS ADMINISTRATION (303003 & 303001 1000)	-	-	-	\$ 6,729,546
PW ENGINEERING (303004 & 303008 1000)	-	-	751	\$ 2,960,305
TECHNICAL SERVICES (23 6100)	-	-	-	\$ 1,803,554
<b>Total Current Allocations</b>	<b>\$ 1</b>	<b>\$ 2,356</b>	<b>\$2,624,667</b>	<b>\$85,933,397</b>

# Section 6      Central Services Cost Allocation Plan

**City of Long Beach, CA  
Full Cost Allocation Plan**

FY 2020-21  
1/26/2023

**Table of Contents**

Schedule Description	Allocation Basis Units	Allocation Basis Source	Page #
<b>Table of Contents</b>			1
<b>Summary Schedule</b>			5
<b>BUILDING DEPRECIATION</b>			58
1 Department Costs			59
1 Incoming Costs			60
1 Public Safety	Direct allocation to Public Safety		61
1 Other Buildings	Depreciation per Identified Building Occupant		62
1 ECOC FA End User PDFD	Direct allocation to Disaster Management		63
1 Allocation Summary			64
<b>EQUIPMENT DEPRECIATION</b>			65
2 Department Costs			66
2 Incoming Costs			67
2 Equipment Depreciation	Depreciation per Department		68
2 Allocation Summary			70
<b>CIVIC CENTER AND ECOC COSTS</b>			71
3 Department Costs			72
3 Incoming Costs			73
3 Civic Center	Civic Center Use Charges		74
3 ECOC Building Interest	Direct allocation to Disaster Management		75
3 Allocation Summary			76
<b>CITY AUDITOR (14 1000)</b>			77
4 Department Costs			78
4 Incoming Costs			79
4 Audit Services	Expenditures per Dept / Bureau / Fund		80
4 Allocation Summary			86
<b>CITY CLERK (11 1000)</b>			92
5 Department Costs			93
5 Incoming Costs			94
5 Council / Dept Support	Direct allocation to Legislative Department		95
5 Commission Support	**Not Allocated**		96
5 Records Management	Number of Boxes per Dept		96
5 Elections	**Not Allocated**		97
5 Allocation Summary			97
<b>CITY MANAGER (20 1000)</b>			98
6 Department Costs			99

**City of Long Beach, CA  
Full Cost Allocation Plan**

FY 2020-21  
1/26/2023

6 Incoming Costs		100
6 Council / Dept Support	Number of Work Hours per Department (13, 14, 15 @25% (discounted 75%), 12, 50, 60 @ 50%)	101
6 Police Commission	Direct allocation to Police	107
6 IGR & Arts	**Not Allocated**	
6 Allocation Summary		108
<b>CIVIL SERVICE (12 1000)</b>		<b>114</b>
7 Department Costs		115
7 Incoming Costs		116
7 Admin & Support Services	Classified Employees per Dept / Bureau (Excl. 10, 11, 13, 14, 15 & 20)	117
7 Allocation Summary		121
<b>DISASTER PREPAREDNESS &amp; EMERG COMM (313101 &amp; 313102 1000)</b>		<b>125</b>
8 Department Costs		127
8 Incoming Costs		128
8 Citywide Support	Number of Full Time Employees per Department	129
8 Police Support	Direct allocation to Police	134
8 Dispatch Personnel Support	Number of Police & Fire Dispatch full time employees	135
8 Dispatch Space Support	19.7% to Fire & 31.3% to PD based on square footage	136
8 TID Support	Direct allocation to TID (232304 6100)	137
8 Allocation Summary		138
<b>FIRE ADMIN (333301 1000)</b>		<b>143</b>
9 Department Costs		144
9 Incoming Costs		145
9 Fire Admin	Salaries & Benefits (Characters 80 and 81) per Fire Program	147
9 Allocation Summary		148
<b>FM ADMIN (222201 1000)</b>		<b>149</b>
10 Department Costs		150
10 Incoming Costs		151
10 Admin General	Number of Work Hours per FM Program	153
10 Admin Personnel	Number of Work Hours per FM Program	154
10 Allocation Summary		155
<b>FM ACCOUNTING BUREAU (222203 1000)</b>		<b>156</b>
11 Department Costs		158
11 Incoming Costs		159
11 General Accounting Citywide	Number of Financial Transactions per Department (Excl. Journal Vouchers & Budget 50, 60) (Excl. 50% of all Transactio	160
11 Accounts Payable Citywide	Number of Check and Voucher Transactions per Department (Excl. Vouchers 38, 50, 60) (Excl. 50% Checks 38, 50, 60	169
11 CIP Accounting	Direct allocation to PW Engineering Admin	174
11 Tidelands & Compliance	Direct allocation to FM Accounting Bureau- Tidelands (222203 7600-7885)	175
11 Allocation Summary		176
<b>FM ACCTNG BUREAU - TIDELANDS (222203 7600-7885)</b>		<b>185</b>
12 Department Costs		186
12 Incoming Costs		187

**City of Long Beach, CA**  
**Full Cost Allocation Plan**

FY 2020-21  
1/26/2023

12 Tidelands General	Direct Costs per Program Served (Excl. Dept 70)	188
12 Allocation Summary		190
<b>FM BUDGET MANAGEMENT (222202 1000)</b>		<b>192</b>
13 Department Costs		193
13 Incoming Costs		194
13 Budget Admin	Number of Work Hours per Dept / Bureau / Fund	195
13 Allocation Summary		201
<b>FM PURCHASING (222204 1000)</b>		<b>207</b>
14 Department Costs		208
14 Incoming Costs		209
14 FM Purchasing	50% of Value and 50% of the Number of P.O.'s per Dept / Bureau / Fund	210
14 Business Licenses	Direct allocation to 222204 1000 Unit 220403 Business Licensing Program	215
14 Allocation Summary		216
<b>FM FLEET SERVICES BUREAU (222208 6200)</b>		<b>221</b>
15 Department Costs		222
15 Incoming Costs		223
15 Fleet Services	Fleet Service Charges per Dept / Bureau / Fund	224
15 Allocation Summary		226
<b>LEGISLATIVE (10 1000)</b>		<b>228</b>
16 Department Costs		229
16 Incoming Costs		230
16 Council Support	Number of Work Hours per Dept / Bureau / Fund (Depts 12, 13, 14, 15, 50, & 60 @ 75%)	231
16 Allocation Summary		237
<b>LAW (13 1000)</b>		<b>243</b>
17 Department Costs		244
17 Incoming Costs		245
17 General Admin & Law	Amount of Personal Service Charges per Dept / Bureau / Fund	246
17 Allocation Summary		247
<b>PUBLIC WORKS ADMINISTRATION (303003 &amp; 303001 1000)</b>		<b>248</b>
18 Department Costs		249
18 Incoming Costs		250
18 PW Admin	Number of Full Time Employees per Public Works Bureau	252
18 Allocation Summary		253
<b>PW ENGINEERING (303004 &amp; 303008 1000)</b>		<b>254</b>
19 Department Costs		255
19 Incoming Costs		256
19 General Engineering	Direct allocation to the PW Engineering and Traffic Engineering Bureaus (Administrative Costs that are not CIP related)	258
19 CIP Admin	Amount of CIP Project Costs	259
19 Allocation Summary		261

**City of Long Beach, CA**  
**Full Cost Allocation Plan**

FY 2020-21  
1/26/2023

**TECHNICAL SERVICES (23 6100)**

- 20 Department Costs
- 20 Incoming Costs
- 20 Technical Services
- 20 Allocation Summary

Amount of Technical Service Charges per Dept / Bureau / Fund

263  
264  
265  
267  
271

City of Long Beach, CA  
Full Cost Allocation Plan

FY 2020-21  
1/26/2023

Summary Schedule

Department	101003 5200 (CIP)	101009 5200 (CIP)	11 6400	111104 1000	111104 1010	111104 2000	111104 2010	12 6300	12 6400	131302 6400
1 BUILDING DEPRECIATION	\$0	\$0	\$0	\$0	\$0	\$0	\$0	\$0	\$0	\$0
2 EQUIPMENT DEPRECIATION	0	0	0	0	0	0	0	0	0	0
3 CIVIC CENTER AND ECOC COSTS	0	0	0	0	0	0	0	0	0	0
4 CITY AUDITOR (14 1000)	0	0	0	1,221	0	0	0	0	50	439
5 CITY CLERK (11 1000)	0	0	0	0	0	0	0	0	0	0
6 CITY MANAGER (20 1000)	0	0	0	1,319	0	0	0	0	142	1,335
7 CIVIL SERVICE (12 1000)	0	0	0	0	0	0	0	0	0	0
8 DISASTER PREPAREDNESS & EMEI	0	0	0	1,416	0	0	0	0	82	1,019
9 FIRE ADMIN (333301 1000)	0	0	0	0	0	0	0	0	0	0
10 FM ADMIN (222201 1000)	0	0	0	0	0	0	0	0	0	0
11 FM ACCOUNTING BUREAU (222203	0	0	0	926	0	0	0	0	466	480
12 FM ACCTNG BUREAU - TIDELANDS	0	0	0	0	0	0	0	0	0	0
13 FM BUDGET MANAGEMENT (222202	0	0	0	631	0	0	0	0	68	639
14 FM PURCHASING (222204 1000)	0	0	0	0	0	0	0	0	387	0
15 FM FLEET SERVICES BUREAU (2222	0	0	0	0	0	0	0	0	0	0
16 LEGISLATIVE (10 1000)	0	0	0	2,753	0	0	0	0	223	2,091
17 LAW (13 1000)	0	0	0	0	0	0	0	0	0	0
18 PUBLIC WORKS ADMINISTRATION (	0	0	0	0	0	0	0	0	0	0
19 PW ENGINEERING (303004 & 303008	0	0	0	0	0	0	0	0	0	0
20 TECHNICAL SERVICES (23 6100)	0	0	0	1,563	0	0	0	0	118	566
<b>Total Current Allocations</b>	<b>\$0</b>	<b>\$0</b>	<b>\$0</b>	<b>\$9,828</b>	<b>\$0</b>	<b>\$0</b>	<b>\$0</b>	<b>\$0</b>	<b>\$1,536</b>	<b>\$6,569</b>

**City of Long Beach, CA  
Full Cost Allocation Plan**

FY 2020-21  
1/26/2023

**Summary Schedule**

Department	131303 6300	131303 6350	14 6400	14 7600	15 1000	15 1010	15 1030	15 2010	15 2025	20 2000
1 BUILDING DEPRECIATION	\$0	\$0	\$0	\$0	\$0	\$0	\$0	\$0	\$0	\$0
2 EQUIPMENT DEPRECIATION	0	0	0	0	0	0	0	0	0	0
3 CIVIC CENTER AND ECOC COSTS	0	0	0	0	379,856	0	0	0	0	0
4 CITY AUDITOR (14 1000)	1,810	3,187	148	448	6,235	0	0	0	103	0
5 CITY CLERK (11 1000)	0	0	0	0	3,601	0	0	0	0	0
6 CITY MANAGER (20 1000)	17,881	14,000	1,053	1,184	6,741	40	33	284	707	0
7 CIVIL SERVICE (12 1000)	0	0	0	0	0	0	0	0	0	0
8 DISASTER PREPAREDNESS & EMEI	12,809	10,496	673	1,630	19,259	0	0	0	296	0
9 FIRE ADMIN (333301 1000)	0	0	0	0	0	0	0	0	0	0
10 FM ADMIN (222201 1000)	0	0	0	0	0	0	0	0	0	0
11 FM ACCOUNTING BUREAU (222203	1,576	1,617	421	480	3,151	105	73	263	337	0
12 FM ACCTNG BUREAU - TIDELANDS	0	0	0	195	0	0	0	0	0	0
13 FM BUDGET MANAGEMENT (222202	8,552	6,696	504	566	12,896	19	16	136	338	0
14 FM PURCHASING (222204 1000)	4,128	3,674	0	777	1,458	0	0	0	0	0
15 FM FLEET SERVICES BUREAU (2222	0	703	0	0	0	0	0	0	0	0
16 LEGISLATIVE (10 1000)	28,001	21,924	1,649	1,854	42,227	63	51	445	1,107	0
17 LAW (13 1000)	0	0	0	0	0	0	0	0	0	0
18 PUBLIC WORKS ADMINISTRATION (	0	0	0	0	0	0	0	0	0	0
19 PW ENGINEERING (303004 & 303008	0	0	0	0	0	0	0	0	0	0
20 TECHNICAL SERVICES (23 6100)	933	14,121	427	1,203	9,268	0	0	0	0	0
<b>Total Current Allocations</b>	<b>\$75,689</b>	<b>\$76,418</b>	<b>\$4,873</b>	<b>\$8,338</b>	<b>\$484,691</b>	<b>\$227</b>	<b>\$172</b>	<b>\$1,129</b>	<b>\$2,888</b>	<b>\$0</b>

**City of Long Beach, CA  
Full Cost Allocation Plan**

FY 2020-21  
1/26/2023

**Summary Schedule**

Department	20 2010	20 2400	20 7620 (CIP)	20 7630	20 7635	212101 2100	212101 6300	212101 6400	212102 2650	212102 6120 (CIP)
1 BUILDING DEPRECIATION	\$0	\$0	\$0	\$0	\$0	\$0	\$0	\$0	\$0	\$0
2 EQUIPMENT DEPRECIATION	0	0	0	0	0	0	0	0	0	0
3 CIVIC CENTER AND ECOC COSTS	0	157,420	0	0	0	0	0	0	0	0
4 CITY AUDITOR (14 1000)	0	9,267	0	0	0	0	676	1,003	0	0
5 CITY CLERK (11 1000)	0	0	0	0	0	0	3,601	30,822	0	0
6 CITY MANAGER (20 1000)	0	13,289	0	0	0	0	807	1,782	0	1,965
7 CIVIL SERVICE (12 1000)	0	0	0	0	0	0	166	0	0	0
8 DISASTER PREPAREDNESS & EMEI	0	8,921	0	0	0	0	560	1,070	0	509
9 FIRE ADMIN (333301 1000)	0	0	0	0	0	0	0	0	0	0
10 FM ADMIN (222201 1000)	0	0	0	0	0	0	0	0	0	0
11 FM ACCOUNTING BUREAU (222203	245	5,809	0	26	19	0	690	740	0	455
12 FM ACCTNG BUREAU - TIDELANDS	0	0	0	0	0	0	0	0	0	0
13 FM BUDGET MANAGEMENT (222202	0	6,356	0	0	0	0	386	852	0	940
14 FM PURCHASING (222204 1000)	0	31,125	0	0	0	0	932	715	0	0
15 FM FLEET SERVICES BUREAU (2222	0	1,373	0	0	0	0	0	0	0	0
16 LEGISLATIVE (10 1000)	0	27,748	0	0	0	0	1,685	3,721	0	4,103
17 LAW (13 1000)	0	0	0	0	0	0	0	0	0	0
18 PUBLIC WORKS ADMINISTRATION (	0	0	0	0	0	0	0	0	0	0
19 PW ENGINEERING (303004 & 303008	0	0	0	0	0	0	0	0	0	0
20 TECHNICAL SERVICES (23 6100)	0	6,388	0	0	0	0	8,896	15,779	0	0
<b>Total Current Allocations</b>	<b>\$245</b>	<b>\$267,696</b>	<b>\$0</b>	<b>\$26</b>	<b>\$19</b>	<b>\$0</b>	<b>\$18,398</b>	<b>\$56,484</b>	<b>\$0</b>	<b>\$7,971</b>

**City of Long Beach, CA  
Full Cost Allocation Plan**

FY 2020-21  
1/26/2023

**Summary Schedule**

<b>Department</b>	<b>212102 6300</b>	<b>212102 6400</b>	<b>212103 6400</b>	<b>212104 1000</b>	<b>212104 6300</b>	<b>212104 6350</b>	<b>212105 1000</b>	<b>212105 2650</b>	<b>212105 2710</b>	<b>212105 2711</b>
1 BUILDING DEPRECIATION	\$0	\$0	\$0	\$0	\$0	\$0	\$0	\$0	\$0	\$0
2 EQUIPMENT DEPRECIATION	0	0	0	0	0	0	0	0	0	0
3 CIVIC CENTER AND ECOC COSTS	0	0	0	0	0	0	0	0	0	0
4 CITY AUDITOR (14 1000)	0	613	961	0	3,028	10,700	23	0	0	0
5 CITY CLERK (11 1000)	0	0	0	0	0	0	0	0	0	0
6 CITY MANAGER (20 1000)	0	12,602	4,026	0	10,472	1,494	111	0	0	0
7 CIVIL SERVICE (12 1000)	0	12,293	2,492	0	6,230	1,661	0	0	0	0
8 DISASTER PREPAREDNESS & EMEI	0	9,426	3,057	0	6,904	1,656	0	0	0	0
9 FIRE ADMIN (333301 1000)	0	0	0	0	0	0	0	0	0	0
10 FM ADMIN (222201 1000)	0	0	0	0	0	0	0	0	0	0
11 FM ACCOUNTING BUREAU (222203	0	3,572	1,244	0	4,546	724	50	0	0	0
12 FM ACCTNG BUREAU - TIDELANDS	0	0	0	0	0	0	0	0	0	0
13 FM BUDGET MANAGEMENT (222202	0	6,027	1,926	0	5,008	714	53	0	0	0
14 FM PURCHASING (222204 1000)	0	3,159	3,124	0	1,350	0	0	0	0	0
15 FM FLEET SERVICES BUREAU (2222	0	0	0	0	0	0	0	0	0	0
16 LEGISLATIVE (10 1000)	0	26,313	8,407	0	21,865	3,118	232	0	0	0
17 LAW (13 1000)	0	578,972	0	0	0	0	0	0	0	0
18 PUBLIC WORKS ADMINISTRATION (	0	0	0	0	0	0	0	0	0	0
19 PW ENGINEERING (303004 & 303008	0	0	0	0	0	0	0	0	0	0
20 TECHNICAL SERVICES (23 6100)	0	1,072	177	0	133	41	0	0	0	0
<b>Total Current Allocations</b>	<b>\$0</b>	<b>\$654,049</b>	<b>\$25,414</b>	<b>\$0</b>	<b>\$59,536</b>	<b>\$20,109</b>	<b>\$469</b>	<b>\$0</b>	<b>\$0</b>	<b>\$0</b>

**City of Long Beach, CA  
Full Cost Allocation Plan**

FY 2020-21  
1/26/2023

**Summary Schedule**

Department	213101 1000	222201 1000	222201 6100	222201 6400	222202 1000	222202 1020	222202 6400	222202 7600	222203 1000	222203 2200
1 BUILDING DEPRECIATION	\$0	\$0	\$0	\$0	\$0	\$0	\$0	\$0	\$0	\$0
2 EQUIPMENT DEPRECIATION	0	0	0	0	0	0	0	0	0	0
3 CIVIC CENTER AND ECOC COSTS	0	0	0	0	0	0	0	0	0	0
4 CITY AUDITOR (14 1000)	0	0	148	142	64	119	530	100	2,389	0
5 CITY CLERK (11 1000)	0	0	0	0	0	0	0	0	202,005	0
6 CITY MANAGER (20 1000)	0	0	315	396	0	0	2,408	459	3,422	141
7 CIVIL SERVICE (12 1000)	0	0	831	0	0	0	1,188	0	12,244	58
8 DISASTER PREPAREDNESS & EMEI	0	0	509	255	0	0	1,488	275	9,436	36
9 FIRE ADMIN (333301 1000)	0	0	0	0	0	0	0	0	0	0
10 FM ADMIN (222201 1000)	0	0	11,760	14,754	0	0	89,753	17,113	479,243	5,246
11 FM ACCOUNTING BUREAU (222203	0	2	181	415	4	3	630	434	2,406	411
12 FM ACCTNG BUREAU - TIDELANDS	0	0	0	0	0	0	0	43	0	0
13 FM BUDGET MANAGEMENT (222202	0	0	151	189	0	0	1,152	220	6,149	67
14 FM PURCHASING (222204 1000)	0	0	0	0	0	0	0	0	1,508	0
15 FM FLEET SERVICES BUREAU (2222	0	0	0	0	0	0	0	0	0	0
16 LEGISLATIVE (10 1000)	0	0	659	826	0	0	5,027	959	26,845	294
17 LAW (13 1000)	0	0	0	0	0	0	0	0	0	0
18 PUBLIC WORKS ADMINISTRATION (	0	0	0	0	0	0	0	0	0	0
19 PW ENGINEERING (303004 & 303008	0	0	0	0	0	0	0	0	0	0
20 TECHNICAL SERVICES (23 6100)	0	0	864	0	0	0	(0)	0	276	0
<b>Total Current Allocations</b>	<b>\$0</b>	<b>\$2</b>	<b>\$15,417</b>	<b>\$16,978</b>	<b>\$69</b>	<b>\$123</b>	<b>\$102,175</b>	<b>\$19,603</b>	<b>\$745,920</b>	<b>\$6,253</b>

**City of Long Beach, CA  
Full Cost Allocation Plan**

FY 2020-21  
1/26/2023

**Summary Schedule**

Department	222203 2500	222203 2501	222203 2710	222203 2711	222203 2713	222203 2760	222203 2761	222203 5500 (CIP)	222203 5501 (CIP)	222203 6100
1 BUILDING DEPRECIATION	\$0	\$0	\$0	\$0	\$0	\$0	\$0	\$0	\$0	\$0
2 EQUIPMENT DEPRECIATION	0	0	0	0	0	0	0	0	0	0
3 CIVIC CENTER AND ECOC COSTS	0	0	0	0	0	0	0	0	0	0
4 CITY AUDITOR (14 1000)	0	0	0	0	0	0	0	0	0	290
5 CITY CLERK (11 1000)	0	0	0	0	0	0	0	0	0	0
6 CITY MANAGER (20 1000)	0	0	211	0	0	0	115	0	0	1,567
7 CIVIL SERVICE (12 1000)	0	0	208	0	0	0	83	0	0	1,329
8 DISASTER PREPAREDNESS & EMEI	0	0	127	0	0	0	51	0	0	1,146
9 FIRE ADMIN (333301 1000)	0	0	0	0	0	0	0	0	0	0
10 FM ADMIN (222201 1000)	0	0	7,857	0	0	0	4,283	0	0	58,406
11 FM ACCOUNTING BUREAU (222203	0	14	537	0	0	0	407	1	34	425
12 FM ACCTNG BUREAU - TIDELANDS	0	0	0	0	0	0	0	0	0	0
13 FM BUDGET MANAGEMENT (222202	0	0	101	0	0	0	55	0	0	749
14 FM PURCHASING (222204 1000)	0	0	0	0	0	0	0	0	0	0
15 FM FLEET SERVICES BUREAU (2222	0	0	0	0	0	0	0	0	0	0
16 LEGISLATIVE (10 1000)	0	0	440	0	0	0	240	0	0	3,272
17 LAW (13 1000)	0	0	0	0	0	0	0	0	0	0
18 PUBLIC WORKS ADMINISTRATION (	0	0	0	0	0	0	0	0	0	0
19 PW ENGINEERING (303004 & 303008	0	0	0	0	0	0	0	0	0	0
20 TECHNICAL SERVICES (23 6100)	0	0	0	0	0	0	0	0	0	0
<b>Total Current Allocations</b>	<b>\$0</b>	<b>\$14</b>	<b>\$9,481</b>	<b>\$0</b>	<b>\$0</b>	<b>\$0</b>	<b>\$5,235</b>	<b>\$1</b>	<b>\$34</b>	<b>\$67,184</b>

**City of Long Beach, CA  
Full Cost Allocation Plan**

FY 2020-21  
1/26/2023

**Summary Schedule**

Department	222203 6300	222203 6400	222203 7600	222203 7700	222204 1000	222204 1030	222204 6100	222204 6200	222205 1000	222206 1000
1 BUILDING DEPRECIATION	\$0	\$0	\$0	\$0	\$0	\$0	\$0	\$0	\$0	\$0
2 EQUIPMENT DEPRECIATION	0	0	0	0	0	0	0	0	0	19,381
3 CIVIC CENTER AND ECOC COSTS	0	0	0	0	0	0	0	0	0	0
4 CITY AUDITOR (14 1000)	45	1,084	0	46	158	0	0	0	1,619	5,311
5 CITY CLERK (11 1000)	0	0	0	0	0	0	0	0	9,033	13,502
6 CITY MANAGER (20 1000)	175	4,356	0	107	0	0	0	0	1,332	7,582
7 CIVIL SERVICE (12 1000)	116	2,907	0	291	0	0	0	0	3,323	29,072
8 DISASTER PREPAREDNESS & EMEI	122	2,481	0	178	0	0	0	0	4,076	20,140
9 FIRE ADMIN (333301 1000)	0	0	0	0	0	0	0	0	0	0
10 FM ADMIN (222201 1000)	6,517	162,361	0	8,008	0	0	0	0	198,595	1,130,444
11 FM ACCOUNTING BUREAU (222203	449	719	0	428	12	20	0	0	1,566	10,055
12 FM ACCTNG BUREAU - TIDELANDS	0	0	0	20	0	0	0	0	0	0
13 FM BUDGET MANAGEMENT (222202	84	2,083	0	103	0	0	0	0	2,548	14,504
14 FM PURCHASING (222204 1000)	0	370	0	0	267,885	0	0	0	1,872	5,353
15 FM FLEET SERVICES BUREAU (2222	0	0	0	0	0	0	0	0	0	0
16 LEGISLATIVE (10 1000)	365	9,095	0	449	0	0	0	0	11,124	63,321
17 LAW (13 1000)	0	0	0	0	0	0	0	0	0	41,742
18 PUBLIC WORKS ADMINISTRATION (	0	0	0	0	0	0	0	0	0	0
19 PW ENGINEERING (303004 & 303008	0	0	0	0	0	0	0	0	0	0
20 TECHNICAL SERVICES (23 6100)	168	10,323	0	316	0	0	0	0	847	4,697
<b>Total Current Allocations</b>	<b>\$8,040</b>	<b>\$195,778</b>	<b>\$0</b>	<b>\$9,946</b>	<b>\$268,056</b>	<b>\$20</b>	<b>\$0</b>	<b>\$0</b>	<b>\$235,934</b>	<b>\$1,365,105</b>

**City of Long Beach, CA  
Full Cost Allocation Plan**

FY 2020-21  
1/26/2023

**Summary Schedule**

Department	222206 7000	222207 1000	222207 6100	222208 2000	222208 2200	222208 5413 (CIP)	222208 6205	222208 6210	222208 6220 (CIP)	222208 6230
1 BUILDING DEPRECIATION	\$0	\$0	\$0	\$0	\$0	\$0	\$0	\$0	\$0	\$0
2 EQUIPMENT DEPRECIATION	0	0	0	0	0	112,558	0	0	0	0
3 CIVIC CENTER AND ECOC COSTS	0	0	0	0	0	0	0	0	0	0
4 CITY AUDITOR (14 1000)	0	0	0	0	0	0	0	10	0	3,780
5 CITY CLERK (11 1000)	0	0	0	0	0	0	0	0	0	0
6 CITY MANAGER (20 1000)	0	0	0	0	0	0	0	0	0	8,442
7 CIVIL SERVICE (12 1000)	0	0	0	0	0	0	0	0	0	9,386
8 DISASTER PREPAREDNESS & EMEI	0	0	0	0	0	0	0	0	0	6,267
9 FIRE ADMIN (333301 1000)	0	0	0	0	0	0	0	0	0	0
10 FM ADMIN (222201 1000)	0	0	0	0	0	0	0	0	0	314,698
11 FM ACCOUNTING BUREAU (222203	0	0	12	0	0	67	1	15	47	5,434
12 FM ACCTNG BUREAU - TIDELANDS	0	0	0	0	0	0	0	0	0	0
13 FM BUDGET MANAGEMENT (222202	0	0	0	0	0	0	0	0	0	4,038
14 FM PURCHASING (222204 1000)	0	0	0	0	0	1,026	0	210	1,651	78,739
15 FM FLEET SERVICES BUREAU (2222	0	0	0	0	0	0	0	0	0	5,666
16 LEGISLATIVE (10 1000)	0	0	0	0	0	0	0	0	0	17,628
17 LAW (13 1000)	0	0	0	0	0	0	0	0	0	0
18 PUBLIC WORKS ADMINISTRATION (	0	0	0	0	0	0	0	0	0	0
19 PW ENGINEERING (303004 & 303008	0	0	0	0	0	0	0	0	0	0
20 TECHNICAL SERVICES (23 6100)	0	0	0	0	0	0	0	0	0	911
<b>Total Current Allocations</b>	<b>\$0</b>	<b>\$0</b>	<b>\$12</b>	<b>\$0</b>	<b>\$0</b>	<b>\$113,651</b>	<b>\$1</b>	<b>\$235</b>	<b>\$1,698</b>	<b>\$454,988</b>

**City of Long Beach, CA  
Full Cost Allocation Plan**

FY 2020-21  
1/26/2023

**Summary Schedule**

Department	222208 7550	232301 6120 (CIP)	232302 6120 (CIP)	232304 5020 (CIP)	232304 6120 (CIP)	242401 1000	242401 2010	242401 2501	242401 2710	242401 2711
1 BUILDING DEPRECIATION	\$0	\$0	\$0	\$0	\$0	\$0	\$0	\$0	\$0	\$0
2 EQUIPMENT DEPRECIATION	0	0	0	0	0	0	0	0	0	0
3 CIVIC CENTER AND ECOC COSTS	0	0	0	0	0	342,076	0	0	0	0
4 CITY AUDITOR (14 1000)	4,208	0	0	0	0	1,039	0	0	0	0
5 CITY CLERK (11 1000)	0	0	0	0	0	0	0	0	0	0
6 CITY MANAGER (20 1000)	23,257	0	5,055	0	0	2,952	0	0	0	0
7 CIVIL SERVICE (12 1000)	24,088	0	0	0	0	25	0	1,645	0	3,563
8 DISASTER PREPAREDNESS & EMEI	15,479	0	0	0	58,566	46	0	1,865	0	3,602
9 FIRE ADMIN (333301 1000)	0	0	0	0	0	0	0	0	0	0
10 FM ADMIN (222201 1000)	866,935	0	0	0	0	0	0	0	0	0
11 FM ACCOUNTING BUREAU (222203	5,659	0	1,551	0	62	1,923	0	15	0	13
12 FM ACCTNG BUREAU - TIDELANDS	0	0	0	0	0	0	0	0	0	0
13 FM BUDGET MANAGEMENT (222202	11,123	0	2,418	0	0	5,647	0	0	0	0
14 FM PURCHASING (222204 1000)	6,086	0	12,674	0	2,592	2,768	0	0	0	0
15 FM FLEET SERVICES BUREAU (2222	24,967	0	0	0	0	0	0	0	0	0
16 LEGISLATIVE (10 1000)	48,561	0	10,555	0	0	24,653	0	0	0	0
17 LAW (13 1000)	0	0	0	0	0	274,603	0	0	0	0
18 PUBLIC WORKS ADMINISTRATION (	0	0	0	0	0	0	0	0	0	0
19 PW ENGINEERING (303004 & 303008	0	0	0	0	0	0	0	0	0	0
20 TECHNICAL SERVICES (23 6100)	12,403	0	0	0	0	17,156	0	0	0	0
<b>Total Current Allocations</b>	<b>\$1,042,765</b>	<b>\$0</b>	<b>\$32,252</b>	<b>\$0</b>	<b>\$61,220</b>	<b>\$672,886</b>	<b>\$0</b>	<b>\$3,525</b>	<b>\$0</b>	<b>\$7,179</b>

**City of Long Beach, CA**  
**Full Cost Allocation Plan**

FY 2020-21  
1/26/2023

**Summary Schedule**

Department	242401 5500 (CIP)	242401 5501 (CIP)	242401 7500	242401 7600	242401 7700	242402 1000	242402 2500	242402 2501	242402 2550	242402 2650
1 BUILDING DEPRECIATION	\$0	\$0	\$0	\$0	\$0	\$0	\$0	\$0	\$0	\$0
2 EQUIPMENT DEPRECIATION	0	0	0	0	0	84,034	0	0	0	0
3 CIVIC CENTER AND ECOC COSTS	0	0	789,901	0	0	0	0	0	0	0
4 CITY AUDITOR (14 1000)	0	0	1,066	0	0	333	0	0	0	0
5 CITY CLERK (11 1000)	0	0	279	0	0	0	0	0	0	0
6 CITY MANAGER (20 1000)	0	0	0	0	0	544	0	3,145	253	0
7 CIVIL SERVICE (12 1000)	0	415	2,658	0	0	1,121	415	4,502	0	100
8 DISASTER PREPAREDNESS & EMEI	0	418	3,088	0	0	713	255	3,648	0	61
9 FIRE ADMIN (333301 1000)	0	0	0	0	0	0	0	0	0	0
10 FM ADMIN (222201 1000)	0	0	0	0	0	0	0	0	0	0
11 FM ACCOUNTING BUREAU (222203	0	18	5,204	0	0	938	192	1,948	2,166	24
12 FM ACCTNG BUREAU - TIDELANDS	0	0	0	0	0	0	0	0	0	0
13 FM BUDGET MANAGEMENT (222202	0	0	0	0	0	260	0	1,504	121	0
14 FM PURCHASING (222204 1000)	0	0	235	0	0	234	0	2,586	1,138	0
15 FM FLEET SERVICES BUREAU (2222	0	0	0	0	0	0	0	0	0	0
16 LEGISLATIVE (10 1000)	0	0	0	0	0	1,135	0	6,568	527	0
17 LAW (13 1000)	0	0	0	0	0	0	0	0	0	0
18 PUBLIC WORKS ADMINISTRATION (	0	0	0	0	0	0	0	0	0	0
19 PW ENGINEERING (303004 & 303008	0	0	0	0	0	0	0	0	0	0
20 TECHNICAL SERVICES (23 6100)	0	0	32,355	0	0	1	0	0	0	0
<b>Total Current Allocations</b>	<b>\$0</b>	<b>\$851</b>	<b>\$834,785</b>	<b>\$0</b>	<b>\$0</b>	<b>\$89,313</b>	<b>\$862</b>	<b>\$23,901</b>	<b>\$4,204</b>	<b>\$185</b>

**City of Long Beach, CA  
Full Cost Allocation Plan**

FY 2020-21  
1/26/2023

**Summary Schedule**

Department	242402 2711	242402 2713	242402 4505	242402 5500 (CIP)	242402 5501 (CIP)	242402 7500	242403 1000	242403 2035	242403 7500	242403 7510
1 BUILDING DEPRECIATION	\$0	\$0	\$0	\$0	\$0	\$0	\$0	\$0	\$0	\$0
2 EQUIPMENT DEPRECIATION	0	0	0	0	0	0	0	0	0	0
3 CIVIC CENTER AND ECOC COSTS	0	0	0	0	0	0	0	0	0	0
4 CITY AUDITOR (14 1000)	0	16,352	35,322	0	0	0	0	(24)	2,157	1,149
5 CITY CLERK (11 1000)	1,583	0	0	4,128	0	0	0	0	44,324	0
6 CITY MANAGER (20 1000)	14,735	1,891	0	0	270	0	0	0	20,170	0
7 CIVIL SERVICE (12 1000)	9,486	0	0	0	2,218	0	0	0	21,696	0
8 DISASTER PREPAREDNESS & EMEI	11,749	0	0	0	1,488	0	46	0	16,166	0
9 FIRE ADMIN (333301 1000)	0	0	0	0	0	0	0	0	0	0
10 FM ADMIN (222201 1000)	0	0	0	0	0	0	0	0	0	0
11 FM ACCOUNTING BUREAU (222203	7,449	1,096	398	414	890	0	253	72	11,921	185
12 FM ACCTNG BUREAU - TIDELANDS	0	0	0	0	0	0	0	0	0	0
13 FM BUDGET MANAGEMENT (222202	7,047	904	0	0	129	0	0	0	9,647	0
14 FM PURCHASING (222204 1000)	5,486	81,647	93	0	772	0	0	513	13,144	5,221
15 FM FLEET SERVICES BUREAU (2222	0	942	0	0	0	0	0	0	0	0
16 LEGISLATIVE (10 1000)	30,766	3,948	0	0	563	0	0	0	42,115	0
17 LAW (13 1000)	0	0	0	0	0	0	0	0	0	0
18 PUBLIC WORKS ADMINISTRATION (	0	0	0	0	0	0	0	0	0	0
19 PW ENGINEERING (303004 & 303008	0	0	0	0	0	0	0	0	0	0
20 TECHNICAL SERVICES (23 6100)	0	573	0	0	0	0	3	0	19,666	(2)
<b>Total Current Allocations</b>	<b>\$88,300</b>	<b>\$107,353</b>	<b>\$35,813</b>	<b>\$4,542</b>	<b>\$6,330</b>	<b>\$0</b>	<b>\$302</b>	<b>\$561</b>	<b>\$201,008</b>	<b>\$6,552</b>

**City of Long Beach, CA  
Full Cost Allocation Plan**

FY 2020-21  
1/26/2023

**Summary Schedule**

Department	242403 7600	242404 1000	242404 7500	242404 7510	242404 7520	242405 1000	242405 1030	242405 2711	242405 7500	252501 1000
1 BUILDING DEPRECIATION	\$0	\$0	\$0	\$0	\$0	\$0	\$0	\$0	\$0	\$0
2 EQUIPMENT DEPRECIATION	0	0	0	0	0	0	0	0	0	0
3 CIVIC CENTER AND ECOC COSTS	0	0	0	0	0	0	0	0	0	0
4 CITY AUDITOR (14 1000)	0	0	12,938	0	0	3,992	0	0	780	1,155
5 CITY CLERK (11 1000)	0	0	12,788	0	0	0	0	0	1,428	0
6 CITY MANAGER (20 1000)	0	0	49,351	0	0	22,513	0	2,413	1,239	4,279
7 CIVIL SERVICE (12 1000)	0	0	58,975	0	0	21,073	0	8,248	9,220	2,284
8 DISASTER PREPAREDNESS & EMEI	0	0	38,926	0	0	13,435	0	5,875	6,012	2,471
9 FIRE ADMIN (333301 1000)	0	0	0	0	0	0	0	0	0	0
10 FM ADMIN (222201 1000)	0	0	0	0	0	0	0	0	0	0
11 FM ACCOUNTING BUREAU (222203	1	0	24,867	0	1,205	4,933	0	909	1,684	1,731
12 FM ACCTNG BUREAU - TIDELANDS	0	0	0	0	0	0	0	0	0	0
13 FM BUDGET MANAGEMENT (222202	0	0	23,603	0	0	10,767	0	1,154	593	2,047
14 FM PURCHASING (222204 1000)	0	0	8,154	0	184	1,389	0	0	233	1,185
15 FM FLEET SERVICES BUREAU (2222	0	0	20,849	0	0	8,921	0	0	5,575	0
16 LEGISLATIVE (10 1000)	0	0	103,045	0	0	47,007	0	5,039	2,588	8,935
17 LAW (13 1000)	0	0	0	0	0	0	0	0	0	0
18 PUBLIC WORKS ADMINISTRATION (	0	0	0	0	0	0	0	0	0	0
19 PW ENGINEERING (303004 & 303008	0	0	0	0	0	0	0	0	0	0
20 TECHNICAL SERVICES (23 6100)	0	0	34,932	0	0	1,754	0	0	15,383	8,748
<b>Total Current Allocations</b>	<b>\$1</b>	<b>\$0</b>	<b>\$388,428</b>	<b>\$0</b>	<b>\$1,388</b>	<b>\$135,785</b>	<b>\$0</b>	<b>\$23,638</b>	<b>\$44,735</b>	<b>\$32,835</b>

**City of Long Beach, CA  
Full Cost Allocation Plan**

FY 2020-21  
1/26/2023

**Summary Schedule**

<b>Department</b>	<b>252501 2710</b>	<b>252501 6000</b>	<b>252501 7600</b>	<b>252501 7800</b>	<b>252502 1000</b>	<b>252502 2600</b>	<b>252502 2650</b>	<b>252503 1000</b>	<b>252503 1020</b>	<b>252503 6000</b>
1 BUILDING DEPRECIATION	\$0	\$0	\$0	\$0	\$25,837	\$0	\$0	\$167,954	\$0	\$0
2 EQUIPMENT DEPRECIATION	0	0	0	0	0	0	0	0	0	0
3 CIVIC CENTER AND ECOC COSTS	0	0	0	0	107,101	0	0	0	0	0
4 CITY AUDITOR (14 1000)	0	38	244	0	5,741	0	438	3,305	2,142	74
5 CITY CLERK (11 1000)	0	0	0	0	962	0	0	0	0	0
6 CITY MANAGER (20 1000)	28	118	718	0	3,309	0	275	3,218	0	0
7 CIVIL SERVICE (12 1000)	665	83	291	0	1,661	0	0	2,533	0	0
8 DISASTER PREPAREDNESS & EMEI	764	76	764	0	1,528	0	0	1,987	0	0
9 FIRE ADMIN (333301 1000)	0	0	0	0	0	0	0	0	0	0
10 FM ADMIN (222201 1000)	0	0	0	0	0	0	0	0	0	0
11 FM ACCOUNTING BUREAU (222203	112	779	813	0	6,660	81	830	4,077	22	61
12 FM ACCTNG BUREAU - TIDELANDS	0	0	106	0	0	0	0	0	507	0
13 FM BUDGET MANAGEMENT (222202	14	56	344	0	1,582	0	132	1,539	0	0
14 FM PURCHASING (222204 1000)	0	0	0	0	5,825	0	744	14,104	0	692
15 FM FLEET SERVICES BUREAU (2222	0	0	0	0	0	0	0	0	0	0
16 LEGISLATIVE (10 1000)	59	246	1,500	0	6,908	0	574	6,718	0	0
17 LAW (13 1000)	73,109	0	0	0	0	0	0	0	0	0
18 PUBLIC WORKS ADMINISTRATION (	0	0	0	0	0	0	0	0	0	0
19 PW ENGINEERING (303004 & 303008	0	0	0	0	0	0	0	0	0	0
20 TECHNICAL SERVICES (23 6100)	0	0	0	0	0	0	0	36	0	101
<b>Total Current Allocations</b>	<b>\$74,751</b>	<b>\$1,397</b>	<b>\$4,780</b>	<b>\$0</b>	<b>\$167,116</b>	<b>\$81</b>	<b>\$2,993</b>	<b>\$205,470</b>	<b>\$2,671</b>	<b>\$928</b>

**City of Long Beach, CA  
Full Cost Allocation Plan**

FY 2020-21  
1/26/2023

**Summary Schedule**

Department	252503 7600	252503 7605	252503 7700	252503 7750	252503 7770 (CIP)	252504 1000	252504 2710	252504 2711	303001 1000	303001 5020 (CIP)
1 BUILDING DEPRECIATION	\$0	\$0	\$0	\$0	\$0	\$0	\$0	\$0	\$0	\$0
2 EQUIPMENT DEPRECIATION	0	0	0	0	0	0	0	0	0	0
3 CIVIC CENTER AND ECOC COSTS	0	0	0	0	0	0	0	0	0	0
4 CITY AUDITOR (14 1000)	6,895	11	49	0	0	420	0	0	0	0
5 CITY CLERK (11 1000)	0	0	0	0	0	0	0	0	0	0
6 CITY MANAGER (20 1000)	2,076	0	73	0	0	767	34,341	0	0	0
7 CIVIL SERVICE (12 1000)	1,329	0	291	831	0	0	11,629	0	0	0
8 DISASTER PREPAREDNESS & EMEI	1,834	0	255	509	0	0	34,625	0	0	0
9 FIRE ADMIN (333301 1000)	0	0	0	0	0	0	0	0	0	0
10 FM ADMIN (222201 1000)	0	0	0	0	0	0	0	0	0	0
11 FM ACCOUNTING BUREAU (222203	3,035	18	817	196	11	2,846	63,110	0	2	0
12 FM ACCTNG BUREAU - TIDELANDS	2,998	5	21	0	0	0	0	0	0	0
13 FM BUDGET MANAGEMENT (222202	993	0	70	0	0	367	16,424	0	0	0
14 FM PURCHASING (222204 1000)	18,171	0	0	5,307	0	4,349	115,187	0	0	0
15 FM FLEET SERVICES BUREAU (2222	0	0	0	0	0	0	0	0	0	0
16 LEGISLATIVE (10 1000)	4,335	0	306	0	0	1,602	71,704	0	0	0
17 LAW (13 1000)	0	0	0	0	0	0	0	0	0	0
18 PUBLIC WORKS ADMINISTRATION (	0	0	0	0	0	0	0	0	0	0
19 PW ENGINEERING (303004 & 30300E	0	0	0	0	0	0	0	0	0	0
20 TECHNICAL SERVICES (23 6100)	2,868	0	412	0	0	69	0	0	0	0
<b>Total Current Allocations</b>	<b>\$44,534</b>	<b>\$34</b>	<b>\$2,294</b>	<b>\$6,843</b>	<b>\$11</b>	<b>\$10,421</b>	<b>\$347,020</b>	<b>\$0</b>	<b>\$2</b>	<b>\$0</b>

**City of Long Beach, CA  
Full Cost Allocation Plan**

FY 2020-21  
1/26/2023

**Summary Schedule**

Department	303003 1000	303003 1010	303003 2600	303003 2800	303003 5020 (CIP)	303003 5120 (CIP)	303003 5200	303003 5410 (CIP)	303003 6000	303003 7600
1 BUILDING DEPRECIATION	\$0	\$0	\$0	\$0	\$0	\$0	\$0	\$0	\$347,113	\$0
2 EQUIPMENT DEPRECIATION	0	0	5,365	0	0	0	0	0	0	0
3 CIVIC CENTER AND ECOC COSTS	0	0	0	0	0	0	0	0	0	40,416
4 CITY AUDITOR (14 1000)	0	0	115	0	0	0	0	0	171	850
5 CITY CLERK (11 1000)	0	0	0	0	0	0	0	0	0	0
6 CITY MANAGER (20 1000)	0	0	0	0	0	0	0	0	243	18
7 CIVIL SERVICE (12 1000)	0	997	0	0	0	0	0	0	590	1,238
8 DISASTER PREPAREDNESS & EMEI	0	815	0	0	0	0	0	0	428	892
9 FIRE ADMIN (333301 1000)	0	0	0	0	0	0	0	0	0	0
10 FM ADMIN (222201 1000)	0	0	0	0	0	0	0	0	0	0
11 FM ACCOUNTING BUREAU (222203	0	142	313	0	0	0	0	0	864	505
12 FM ACCTNG BUREAU - TIDELANDS	0	0	0	0	0	0	0	0	0	370
13 FM BUDGET MANAGEMENT (222202	0	0	0	0	0	0	0	0	116	9
14 FM PURCHASING (222204 1000)	0	0	1,190	0	0	0	0	0	3,364	0
15 FM FLEET SERVICES BUREAU (2222	0	0	0	0	0	0	0	0	0	0
16 LEGISLATIVE (10 1000)	0	0	0	0	0	0	0	0	508	37
17 LAW (13 1000)	0	0	0	0	0	0	0	0	0	0
18 PUBLIC WORKS ADMINISTRATION (	23,339	0	0	0	0	0	0	0	12,253	25,527
19 PW ENGINEERING (303004 & 303008	781,162	0	670	0	0	0	0	0	87	0
20 TECHNICAL SERVICES (23 6100)	0	0	0	0	0	0	0	0	1	0
<b>Total Current Allocations</b>	<b>\$804,501</b>	<b>\$1,954</b>	<b>\$7,654</b>	<b>\$0</b>	<b>\$0</b>	<b>\$0</b>	<b>\$0</b>	<b>\$0</b>	<b>\$365,738</b>	<b>\$69,861</b>

**City of Long Beach, CA**  
**Full Cost Allocation Plan**

FY 2020-21  
1/26/2023

**Summary Schedule**

Department	303003 7631	303003 7750	303004 2000	303004 4005	303004 5020 (CIP)	303004 5418 (CIP)	303004 5500 (CIP)	303004 7600	303005 1000	303005 1030
1 BUILDING DEPRECIATION	\$0	\$0	\$0	\$0	\$0	\$0	\$0	\$0	\$0	\$0
2 EQUIPMENT DEPRECIATION	0	0	0	0	0	0	0	0	0	0
3 CIVIC CENTER AND ECOC COSTS	0	0	0	0	0	0	0	0	0	0
4 CITY AUDITOR (14 1000)	731	0	0	0	0	0	0	1,267	8,136	0
5 CITY CLERK (11 1000)	0	0	0	0	0	0	0	0	0	0
6 CITY MANAGER (20 1000)	395	0	0	0	0	3,150	0	717	49,787	0
7 CIVIL SERVICE (12 1000)	332	0	0	0	0	4,984	0	665	56,068	0
8 DISASTER PREPAREDNESS & EMEI	311	0	0	0	0	3,566	0	774	37,565	0
9 FIRE ADMIN (333301 1000)	0	0	0	0	0	0	0	0	0	0
10 FM ADMIN (222201 1000)	0	0	0	0	0	0	0	0	0	0
11 FM ACCOUNTING BUREAU (222203	4,044	0	0	3	281	621	0	598	9,033	0
12 FM ACCTNG BUREAU - TIDELANDS	318	0	0	0	0	0	0	551	0	0
13 FM BUDGET MANAGEMENT (222202	377	0	0	0	0	1,507	0	343	23,812	0
14 FM PURCHASING (222204 1000)	7,136	0	0	0	0	0	0	2,334	14,669	0
15 FM FLEET SERVICES BUREAU (2222	0	0	0	0	0	0	0	0	304,670	0
16 LEGISLATIVE (10 1000)	1,648	0	0	0	0	6,577	0	1,497	103,956	0
17 LAW (13 1000)	0	0	0	0	0	0	0	0	0	0
18 PUBLIC WORKS ADMINISTRATION (	8,898	0	0	0	0	102,109	0	22,172	1,075,496	0
19 PW ENGINEERING (303004 & 30300E	551	0	0	0	0	266	0	0	58	0
20 TECHNICAL SERVICES (23 6100)	0	0	0	0	0	0	0	2,874	21,727	0
<b>Total Current Allocations</b>	<b>\$24,741</b>	<b>\$0</b>	<b>\$0</b>	<b>\$3</b>	<b>\$281</b>	<b>\$122,780</b>	<b>\$0</b>	<b>\$33,793</b>	<b>\$1,704,977</b>	<b>\$0</b>

**City of Long Beach, CA  
Full Cost Allocation Plan**

FY 2020-21  
1/26/2023

**Summary Schedule**

Department	303005 7300	303005 7310 (CIP)	303005 7600	303006 1000	303006 1010	303006 1020	303006 2000	303006 6000	303006 6020 (CIP)	303006 7600
1 BUILDING DEPRECIATION	\$0	\$0	\$0	\$291	\$0	\$0	\$0	\$0	\$0	\$0
2 EQUIPMENT DEPRECIATION	0	0	0	3,420	0	0	0	0	0	0
3 CIVIC CENTER AND ECOC COSTS	0	0	0	0	0	0	0	0	0	0
4 CITY AUDITOR (14 1000)	45,913	0	57	15,717	0	155	0	9,569	0	98
5 CITY CLERK (11 1000)	0	0	0	0	0	0	0	0	0	0
6 CITY MANAGER (20 1000)	111,412	0	187	106,285	0	0	0	953	0	185
7 CIVIL SERVICE (12 1000)	114,162	0	2,492	91,934	0	0	0	1,246	0	1,512
8 DISASTER PREPAREDNESS & EMEI	81,219	0	1,528	60,905	0	0	0	1,019	0	927
9 FIRE ADMIN (333301 1000)	0	0	0	0	0	0	0	0	0	0
10 FM ADMIN (222201 1000)	0	0	0	0	0	0	0	0	0	0
11 FM ACCOUNTING BUREAU (222203	20,925	187	452	27,500	17	22	24	1,564	1	695
12 FM ACCTNG BUREAU - TIDELANDS	0	0	25	0	0	0	0	0	0	43
13 FM BUDGET MANAGEMENT (222202	53,285	0	89	50,833	0	0	0	456	0	89
14 FM PURCHASING (222204 1000)	35,331	501	0	73,831	0	481	184	3,431	0	1,353
15 FM FLEET SERVICES BUREAU (2222	596,439	0	0	165,806	0	0	0	2,919	0	0
16 LEGISLATIVE (10 1000)	232,630	0	390	221,925	0	0	0	1,990	0	386
17 LAW (13 1000)	0	0	0	0	0	0	0	0	0	0
18 PUBLIC WORKS ADMINISTRATION (	2,325,306	0	43,761	1,743,725	0	0	0	29,174	0	26,548
19 PW ENGINEERING (303004 & 303008	6,006	1,581	0	2,043	0	0	119	0	0	0
20 TECHNICAL SERVICES (23 6100)	114,815	0	0	34,651	0	0	0	2,721	0	0
<b>Total Current Allocations</b>	<b>\$3,737,442</b>	<b>\$2,269</b>	<b>\$48,980</b>	<b>\$2,598,868</b>	<b>\$17</b>	<b>\$658</b>	<b>\$326</b>	<b>\$55,042</b>	<b>\$1</b>	<b>\$31,836</b>

**City of Long Beach, CA  
Full Cost Allocation Plan**

FY 2020-21  
1/26/2023

**Summary Schedule**

Department	303006 7631	303006 7700	303007 1000	303007 2010	303007 2600	303007 2800	303007 2810	303007 2811	303007 5010 (CIP)	303007 5015 (CIP)
1 BUILDING DEPRECIATION	\$0	\$0	\$0	\$0	\$0	\$0	\$0	\$0	\$0	\$0
2 EQUIPMENT DEPRECIATION	0	0	20,606	0	322,176	0	0	0	0	0
3 CIVIC CENTER AND ECOC COSTS	0	0	0	0	0	0	0	0	0	0
4 CITY AUDITOR (14 1000)	831	32	0	0	0	0	0	0	0	0
5 CITY CLERK (11 1000)	0	0	0	0	0	0	0	0	0	0
6 CITY MANAGER (20 1000)	312	0	0	0	0	0	0	0	0	0
7 CIVIL SERVICE (12 1000)	0	0	0	0	0	0	0	0	0	0
8 DISASTER PREPAREDNESS & EMEI	0	0	0	0	0	0	0	0	0	0
9 FIRE ADMIN (333301 1000)	0	0	0	0	0	0	0	0	0	0
10 FM ADMIN (222201 1000)	0	0	0	0	0	0	0	0	0	0
11 FM ACCOUNTING BUREAU (222203	1,700	344	0	0	0	0	160	721	329	0
12 FM ACCTNG BUREAU - TIDELANDS	361	14	0	0	0	0	0	0	0	0
13 FM BUDGET MANAGEMENT (222202	202	0	0	0	0	0	0	0	0	0
14 FM PURCHASING (222204 1000)	1,734	1,280	0	0	0	0	0	0	0	0
15 FM FLEET SERVICES BUREAU (2222	0	0	0	0	0	0	0	0	0	0
16 LEGISLATIVE (10 1000)	881	0	0	0	0	0	0	0	0	0
17 LAW (13 1000)	0	0	0	0	0	0	0	0	0	0
18 PUBLIC WORKS ADMINISTRATION (	0	0	0	0	0	0	0	0	0	0
19 PW ENGINEERING (303004 & 303008	0	0	0	0	0	0	0	0	0	0
20 TECHNICAL SERVICES (23 6100)	0	0	0	0	0	0	0	0	0	0
<b>Total Current Allocations</b>	<b>\$6,022</b>	<b>\$1,670</b>	<b>\$20,606</b>	<b>\$0</b>	<b>\$322,176</b>	<b>\$0</b>	<b>\$160</b>	<b>\$721</b>	<b>\$329</b>	<b>\$0</b>

**City of Long Beach, CA  
Full Cost Allocation Plan**

FY 2020-21  
1/26/2023

**Summary Schedule**

<b>Department</b>	<b>303007 5020 (CIP)</b>	<b>303007 5120 (CIP)</b>	<b>303007 5200 (CIP)</b>	<b>303007 5310 (CIP)</b>	<b>303007 5320 (CIP)</b>	<b>303007 5410 (CIP)</b>	<b>303007 5411 (CIP)</b>	<b>303007 5412 (CIP)</b>	<b>303007 5413 (CIP)</b>	<b>303007 5414 (CIP)</b>
1 BUILDING DEPRECIATION	\$1,355,017	\$0	\$22,670	\$0	\$0	\$0	\$0	\$0	\$0	\$0
2 EQUIPMENT DEPRECIATION	0	0	0	0	0	0	0	0	0	0
3 CIVIC CENTER AND ECOC COSTS	0	0	0	0	0	0	0	0	0	0
4 CITY AUDITOR (14 1000)	0	0	0	0	0	0	0	0	0	0
5 CITY CLERK (11 1000)	0	0	0	0	0	0	0	0	0	0
6 CITY MANAGER (20 1000)	34,053	0	0	0	0	0	0	0	0	0
7 CIVIL SERVICE (12 1000)	56,209	0	0	0	0	0	0	0	0	0
8 DISASTER PREPAREDNESS & EMEI	45,101	0	0	0	0	0	0	0	0	0
9 FIRE ADMIN (333301 1000)	0	0	0	0	0	0	0	0	0	0
10 FM ADMIN (222201 1000)	0	0	0	0	0	0	0	0	0	0
11 FM ACCOUNTING BUREAU (222203	59,807	17	0	24	323	0	800	241	85	1,270
12 FM ACCTNG BUREAU - TIDELANDS	0	0	0	0	0	0	0	0	0	0
13 FM BUDGET MANAGEMENT (222202	16,287	0	0	0	0	0	0	0	0	0
14 FM PURCHASING (222204 1000)	212,105	0	0	0	0	0	0	0	0	0
15 FM FLEET SERVICES BUREAU (2222	0	0	0	0	0	0	0	0	0	0
16 LEGISLATIVE (10 1000)	71,104	0	0	0	0	0	0	0	0	0
17 LAW (13 1000)	0	0	0	0	0	0	0	0	0	0
18 PUBLIC WORKS ADMINISTRATION (	1,291,237	0	0	0	0	0	0	0	0	0
19 PW ENGINEERING (303004 & 303008	1,119,144	0	0	0	204	0	0	0	0	0
20 TECHNICAL SERVICES (23 6100)	0	0	0	0	0	0	0	0	0	0
<b>Total Current Allocations</b>	<b>\$4,260,064</b>	<b>\$17</b>	<b>\$22,670</b>	<b>\$24</b>	<b>\$527</b>	<b>\$0</b>	<b>\$800</b>	<b>\$241</b>	<b>\$85</b>	<b>\$1,270</b>

**City of Long Beach, CA  
Full Cost Allocation Plan**

FY 2020-21  
1/26/2023

**Summary Schedule**

<b>Department</b>	<b>303007 5416 (CIP)</b>	<b>303007 5417 (CIP)</b>	<b>303007 5418 (CIP)</b>	<b>303007 5420 (CIP)</b>	<b>303007 6000</b>	<b>303007 6020 (CIP)</b>	<b>303007 6210</b>	<b>303007 6220 (CIP)</b>	<b>303007 7320 (CIP)</b>	<b>303007 7410 (CIP)</b>
1 BUILDING DEPRECIATION	\$0	\$0	\$0	\$0	\$0	\$0	\$0	\$0	\$0	\$0
2 EQUIPMENT DEPRECIATION	0	0	0	0	0	0	0	0	0	0
3 CIVIC CENTER AND ECOC COSTS	0	0	0	0	0	0	0	0	0	0
4 CITY AUDITOR (14 1000)	0	0	0	0	0	0	0	0	0	0
5 CITY CLERK (11 1000)	0	0	0	0	0	0	0	0	0	0
6 CITY MANAGER (20 1000)	0	39	0	0	0	1,651	0	0	0	0
7 CIVIL SERVICE (12 1000)	0	0	0	0	0	0	0	0	0	0
8 DISASTER PREPAREDNESS & EMEI	0	0	0	0	0	0	0	0	0	0
9 FIRE ADMIN (333301 1000)	0	0	0	0	0	0	0	0	0	0
10 FM ADMIN (222201 1000)	0	0	0	0	0	0	0	0	0	0
11 FM ACCOUNTING BUREAU (222203	367	385	36	34	0	2,504	0	1	0	0
12 FM ACCTNG BUREAU - TIDELANDS	0	0	0	0	0	0	0	0	0	0
13 FM BUDGET MANAGEMENT (222202	0	19	0	0	0	790	0	0	0	0
14 FM PURCHASING (222204 1000)	0	0	0	0	0	9,614	0	0	0	0
15 FM FLEET SERVICES BUREAU (2222	0	0	0	0	0	0	0	0	0	0
16 LEGISLATIVE (10 1000)	0	82	0	0	0	3,448	0	0	0	0
17 LAW (13 1000)	0	0	0	0	0	0	0	0	0	0
18 PUBLIC WORKS ADMINISTRATION (	0	0	0	0	0	0	0	0	0	0
19 PW ENGINEERING (303004 & 303008	0	132	0	0	0	114,780	0	0	0	0
20 TECHNICAL SERVICES (23 6100)	0	0	0	0	0	0	0	0	0	0
<b>Total Current Allocations</b>	<b>\$367</b>	<b>\$658</b>	<b>\$36</b>	<b>\$34</b>	<b>\$0</b>	<b>\$132,788</b>	<b>\$0</b>	<b>\$1</b>	<b>\$0</b>	<b>\$0</b>

**City of Long Beach, CA  
Full Cost Allocation Plan**

FY 2020-21  
1/26/2023

**Summary Schedule**

<b>Department</b>	<b>303007 7411 (CIP)</b>	<b>303007 7420 (CIP)</b>	<b>303007 7600</b>	<b>303007 7610 (CIP)</b>	<b>303007 7620 (CIP)</b>	<b>303007 7700</b>	<b>303007 7720 (CIP)</b>	<b>303007 7770 (CIP)</b>	<b>303008 1000</b>	<b>303008 5020 (CIP)</b>
1 BUILDING DEPRECIATION	\$0	\$0	\$0	\$0	\$0	\$0	\$0	\$0	\$0	\$0
2 EQUIPMENT DEPRECIATION	0	0	0	0	0	0	0	0	0	0
3 CIVIC CENTER AND ECOC COSTS	0	0	0	0	0	0	0	0	0	0
4 CITY AUDITOR (14 1000)	0	0	0	0	0	0	0	0	0	0
5 CITY CLERK (11 1000)	0	0	0	0	0	0	0	0	0	0
6 CITY MANAGER (20 1000)	0	0	0	0	1,390	0	14	0	0	0
7 CIVIL SERVICE (12 1000)	0	0	0	0	0	0	0	0	0	0
8 DISASTER PREPAREDNESS & EMEI	0	0	0	0	0	0	0	0	0	0
9 FIRE ADMIN (33301 1000)	0	0	0	0	0	0	0	0	0	0
10 FM ADMIN (222201 1000)	0	0	0	0	0	0	0	0	0	0
11 FM ACCOUNTING BUREAU (222203	0	0	1,881	2	9,266	0	11	49	0	0
12 FM ACCTNG BUREAU - TIDELANDS	0	0	0	0	0	0	0	0	0	0
13 FM BUDGET MANAGEMENT (222202	0	0	0	0	1,329	0	7	0	0	0
14 FM PURCHASING (222204 1000)	0	0	0	0	22,529	0	0	3,151	0	0
15 FM FLEET SERVICES BUREAU (2222	0	0	0	0	0	0	0	0	0	0
16 LEGISLATIVE (10 1000)	0	0	0	0	5,803	0	29	0	0	0
17 LAW (13 1000)	0	0	0	0	0	0	0	0	0	0
18 PUBLIC WORKS ADMINISTRATION (	0	0	0	0	0	0	0	0	0	0
19 PW ENGINEERING (303004 & 303008	0	0	0	0	164,067	0	35	4,670	0	0
20 TECHNICAL SERVICES (23 6100)	0	0	0	0	0	0	0	0	0	0
<b>Total Current Allocations</b>	<b>\$0</b>	<b>\$0</b>	<b>\$1,881</b>	<b>\$2</b>	<b>\$204,384</b>	<b>\$0</b>	<b>\$96</b>	<b>\$7,870</b>	<b>\$0</b>	<b>\$0</b>

**City of Long Beach, CA**  
**Full Cost Allocation Plan**

FY 2020-21  
1/26/2023

**Summary Schedule**

Department	303009 1000	303009 2600	303009 5020 (CIP)	303009 6000	303009 7600	303009 7700	303009 7750	303009 7770	303010 1000	303010 2000
1 BUILDING DEPRECIATION	\$0	\$0	\$0	\$0	\$0	\$0	\$0	\$0	\$0	\$0
2 EQUIPMENT DEPRECIATION	0	0	0	0	0	0	0	0	0	0
3 CIVIC CENTER AND ECOC COSTS	0	0	0	0	0	0	0	0	0	0
4 CITY AUDITOR (14 1000)	0	0	0	0	0	0	0	0	0	0
5 CITY CLERK (11 1000)	0	0	0	0	0	0	0	0	0	0
6 CITY MANAGER (20 1000)	0	0	0	0	0	0	0	0	0	0
7 CIVIL SERVICE (12 1000)	0	0	0	0	0	0	0	0	0	0
8 DISASTER PREPAREDNESS & EMEI	0	0	0	0	0	0	0	0	0	0
9 FIRE ADMIN (333301 1000)	0	0	0	0	0	0	0	0	0	0
10 FM ADMIN (222201 1000)	0	0	0	0	0	0	0	0	0	0
11 FM ACCOUNTING BUREAU (222203	0	0	0	0	0	0	0	0	0	0
12 FM ACCTNG BUREAU - TIDELANDS	0	0	0	0	0	0	0	0	0	0
13 FM BUDGET MANAGEMENT (222202	0	0	0	0	0	0	0	0	0	0
14 FM PURCHASING (222204 1000)	0	0	0	0	0	0	0	0	0	0
15 FM FLEET SERVICES BUREAU (2222	0	0	0	0	0	0	0	0	0	0
16 LEGISLATIVE (10 1000)	0	0	0	0	0	0	0	0	0	0
17 LAW (13 1000)	0	0	0	0	0	0	0	0	0	0
18 PUBLIC WORKS ADMINISTRATION (	0	0	0	0	0	0	0	0	0	0
19 PW ENGINEERING (303004 & 303008	0	0	0	0	0	0	0	0	0	0
20 TECHNICAL SERVICES (23 6100)	0	0	0	0	0	0	0	0	0	0
<b>Total Current Allocations</b>	<b>\$0</b>	<b>\$0</b>	<b>\$0</b>	<b>\$0</b>	<b>\$0</b>	<b>\$0</b>	<b>\$0</b>	<b>\$0</b>	<b>\$0</b>	<b>\$0</b>

**City of Long Beach, CA  
Full Cost Allocation Plan**

FY 2020-21  
1/26/2023

**Summary Schedule**

Department	303010 2200	303010 6200	303010 6205	303010 6210	303010 6220	303010 7750	313101 1000	313101 2000	313101 2010	313102 2010
	(CIP)									
1 BUILDING DEPRECIATION	\$0	\$0	\$0	\$0	\$0	\$0	\$0	\$0	\$0	\$0
2 EQUIPMENT DEPRECIATION	0	0	0	0	0	0	0	0	3,388	0
3 CIVIC CENTER AND ECOC COSTS	0	0	0	0	0	0	0	0	0	0
4 CITY AUDITOR (14 1000)	0	45	(198)	0	0	0	0	0	0	0
5 CITY CLERK (11 1000)	0	0	0	0	0	0	0	0	0	0
6 CITY MANAGER (20 1000)	0	0	0	0	0	0	0	0	0	0
7 CIVIL SERVICE (12 1000)	0	0	0	0	0	0	0	0	0	0
8 DISASTER PREPAREDNESS & EMEI	0	0	0	0	0	0	0	0	0	0
9 FIRE ADMIN (333301 1000)	0	0	0	0	0	0	0	0	0	0
10 FM ADMIN (222201 1000)	0	0	0	0	0	0	0	0	0	0
11 FM ACCOUNTING BUREAU (222203	0	0	2	0	0	0	0	0	330	1
12 FM ACCTNG BUREAU - TIDELANDS	0	0	0	0	0	0	0	0	0	0
13 FM BUDGET MANAGEMENT (222202	0	0	0	0	0	0	0	0	0	0
14 FM PURCHASING (222204 1000)	0	0	0	0	0	0	0	0	1,546	0
15 FM FLEET SERVICES BUREAU (2222	0	0	0	0	0	0	0	0	0	0
16 LEGISLATIVE (10 1000)	0	0	0	0	0	0	0	0	0	0
17 LAW (13 1000)	0	0	0	0	0	0	0	0	0	0
18 PUBLIC WORKS ADMINISTRATION (	0	0	0	0	0	0	0	0	0	0
19 PW ENGINEERING (303004 & 303008	0	0	0	0	0	0	0	0	0	0
20 TECHNICAL SERVICES (23 6100)	0	0	0	0	0	0	0	0	0	0
<b>Total Current Allocations</b>	<b>\$0</b>	<b>\$45</b>	<b>\$(196)</b>	<b>\$0</b>	<b>\$0</b>	<b>\$0</b>	<b>\$0</b>	<b>\$0</b>	<b>\$5,264</b>	<b>\$1</b>

**City of Long Beach, CA  
Full Cost Allocation Plan**

FY 2020-21  
1/26/2023

**Summary Schedule**

Department	313103 1000	32 1000	323201 1000	323201 1020	323201 1040	323201 1041	323201 1042	323201 1043	323201 2010	323201 2020
1 BUILDING DEPRECIATION	\$0	\$1,314,766	\$0	\$0	\$0	\$0	\$0	\$0	\$0	\$0
2 EQUIPMENT DEPRECIATION	0	0	56,583	0	4,742	0	0	0	695,866	30,691
3 CIVIC CENTER AND ECOC COSTS	0	276,444	0	0	0	0	0	0	0	0
4 CITY AUDITOR (14 1000)	9,634	0	54,588	5,291	0	(109)	0	0	0	0
5 CITY CLERK (11 1000)	0	97,712	0	0	0	0	0	0	0	0
6 CITY MANAGER (20 1000)	69,293	509,342	65,992	0	0	0	0	0	0	4
7 CIVIL SERVICE (12 1000)	63,959	0	79,741	0	0	0	0	0	0	0
8 DISASTER PREPAREDNESS & EMEI	40,250	1,682,882	55,535	0	0	0	0	0	0	0
9 FIRE ADMIN (333301 1000)	0	0	0	0	0	0	0	0	0	0
10 FM ADMIN (222201 1000)	0	0	0	0	0	0	0	0	0	0
11 FM ACCOUNTING BUREAU (222203	3,649	0	13,741	14	18	21	20	20	0	310
12 FM ACCTNG BUREAU - TIDELANDS	0	0	0	0	0	0	0	0	0	0
13 FM BUDGET MANAGEMENT (222202	33,141	0	31,562	0	0	0	0	0	0	2
14 FM PURCHASING (222204 1000)	643	0	22,395	0	0	949	0	0	0	4,909
15 FM FLEET SERVICES BUREAU (2222	183	0	554,513	0	0	0	0	0	0	0
16 LEGISLATIVE (10 1000)	144,685	0	137,793	0	0	0	0	0	0	9
17 LAW (13 1000)	0	161,431	0	0	0	0	0	0	0	0
18 PUBLIC WORKS ADMINISTRATION (	0	0	0	0	0	0	0	0	0	0
19 PW ENGINEERING (303004 & 303008	0	0	0	0	0	0	0	0	0	0
20 TECHNICAL SERVICES (23 6100)	673	0	544,440	0	0	0	0	0	0	0
<b>Total Current Allocations</b>	<b>\$366,110</b>	<b>\$4,042,578</b>	<b>\$1,616,884</b>	<b>\$5,306</b>	<b>\$4,760</b>	<b>\$861</b>	<b>\$20</b>	<b>\$20</b>	<b>\$695,866</b>	<b>\$35,925</b>

**City of Long Beach, CA  
Full Cost Allocation Plan**

FY 2020-21  
1/26/2023

**Summary Schedule**

Department	323201 2150	323201 2812	323201 5020 (CIP)	323201 7600	323201 7700	323202 1000	323202 2020	323203 1000	323203 1020	323203 2010
1 BUILDING DEPRECIATION	\$0	\$0	\$0	\$0	\$0	\$0	\$0	\$0	\$0	\$0
2 EQUIPMENT DEPRECIATION	0	0	0	0	0	0	0	0	0	0
3 CIVIC CENTER AND ECOC COSTS	0	0	0	0	0	0	0	0	0	0
4 CITY AUDITOR (14 1000)	0	0	0	0	0	5,592	0	4,390	1,853	0
5 CITY CLERK (11 1000)	0	0	0	0	0	0	0	0	0	0
6 CITY MANAGER (20 1000)	0	0	0	0	0	17,839	0	26,433	0	0
7 CIVIL SERVICE (12 1000)	0	0	0	0	0	11,629	0	17,443	0	0
8 DISASTER PREPAREDNESS & EMEI	0	0	0	0	0	11,453	0	12,228	0	0
9 FIRE ADMIN (333301 1000)	0	0	0	0	0	0	0	0	0	0
10 FM ADMIN (222201 1000)	0	0	0	0	0	0	0	0	0	0
11 FM ACCOUNTING BUREAU (222203	0	145	0	0	0	2,211	0	13,517	3	3
12 FM ACCTNG BUREAU - TIDELANDS	0	0	0	0	0	0	0	0	0	0
13 FM BUDGET MANAGEMENT (222202	0	0	0	0	0	8,532	0	12,642	0	0
14 FM PURCHASING (222204 1000)	0	0	0	0	0	3,818	0	26,071	0	0
15 FM FLEET SERVICES BUREAU (2222	0	0	0	0	0	0	0	58,558	0	0
16 LEGISLATIVE (10 1000)	0	0	0	0	0	37,248	0	55,192	0	0
17 LAW (13 1000)	0	0	0	0	0	0	0	0	0	0
18 PUBLIC WORKS ADMINISTRATION (	0	0	0	0	0	0	0	0	0	0
19 PW ENGINEERING (303004 & 303008	0	0	0	0	0	0	0	0	0	0
20 TECHNICAL SERVICES (23 6100)	0	0	0	0	0	238	0	395	0	0
<b>Total Current Allocations</b>	<b>\$0</b>	<b>\$145</b>	<b>\$0</b>	<b>\$0</b>	<b>\$0</b>	<b>\$98,559</b>	<b>\$0</b>	<b>\$226,870</b>	<b>\$1,856</b>	<b>\$3</b>

**City of Long Beach, CA  
Full Cost Allocation Plan**

FY 2020-21  
1/26/2023

**Summary Schedule**

Department	323203 2020	323203 2150	323203 7600	323203 7700	323204 1000	323204 1020	323204 1030	323204 2020	323204 7600	323205 1000
1 BUILDING DEPRECIATION	\$0	\$0	\$0	\$0	\$0	\$0	\$0	\$0	\$0	\$299,223
2 EQUIPMENT DEPRECIATION	144,796	0	0	0	0	0	0	0	0	296,382
3 CIVIC CENTER AND ECOC COSTS	0	0	0	0	0	0	0	0	0	0
4 CITY AUDITOR (14 1000)	0	0	3	0	43,277	2,986	0	0	0	90,809
5 CITY CLERK (11 1000)	0	0	0	0	0	0	0	0	0	0
6 CITY MANAGER (20 1000)	4,937	0	0	0	187,494	0	0	0	0	420,714
7 CIVIL SERVICE (12 1000)	0	0	0	0	176,924	0	0	0	0	426,945
8 DISASTER PREPAREDNESS & EMEI	0	0	0	0	113,822	0	0	0	0	274,619
9 FIRE ADMIN (333301 1000)	0	0	0	0	0	0	0	0	0	0
10 FM ADMIN (222201 1000)	0	0	0	0	0	0	0	0	0	0
11 FM ACCOUNTING BUREAU (222203	5,127	0	1	0	19,094	3	0	0	0	16,925
12 FM ACCTNG BUREAU - TIDELANDS	0	0	1	0	0	0	0	0	0	0
13 FM BUDGET MANAGEMENT (222202	2,361	0	0	0	89,674	0	0	0	0	201,217
14 FM PURCHASING (222204 1000)	9,058	0	0	0	33,053	0	0	0	0	28,298
15 FM FLEET SERVICES BUREAU (2222	0	0	0	0	81,675	0	0	0	0	80,086
16 LEGISLATIVE (10 1000)	10,308	0	0	0	391,491	0	0	0	0	878,458
17 LAW (13 1000)	0	0	0	0	0	0	0	0	0	0
18 PUBLIC WORKS ADMINISTRATION (	0	0	0	0	0	0	0	0	0	0
19 PW ENGINEERING (303004 & 303008	0	0	0	0	0	0	0	0	0	0
20 TECHNICAL SERVICES (23 6100)	0	0	0	0	1,065	0	0	0	0	1,100
<b>Total Current Allocations</b>	<b>\$176,587</b>	<b>\$0</b>	<b>\$5</b>	<b>\$0</b>	<b>\$1,137,569</b>	<b>\$2,989</b>	<b>\$0</b>	<b>\$0</b>	<b>\$0</b>	<b>\$3,014,774</b>

**City of Long Beach, CA  
Full Cost Allocation Plan**

FY 2020-21  
1/26/2023

**Summary Schedule**

Department	323205 1020	323205 1030	323205 2010	323205 2100	323205 2150	323205 5020	323205 7600	323205 7700	323206 1000	323206 1020
	(CIP)									
1 BUILDING DEPRECIATION	\$0	\$0	\$0	\$0	\$0	\$0	\$0	\$0	\$29,417	\$0
2 EQUIPMENT DEPRECIATION	0	0	6,412	0	0	0	0	0	5,469	0
3 CIVIC CENTER AND ECOC COSTS	0	0	0	0	0	0	0	0	0	0
4 CITY AUDITOR (14 1000)	10,030	0	0	0	1,481	0	1,234	0	31,875	3,843
5 CITY CLERK (11 1000)	0	0	0	0	0	0	0	0	0	0
6 CITY MANAGER (20 1000)	0	145	0	0	0	0	2,958	0	160,677	0
7 CIVIL SERVICE (12 1000)	0	0	0	0	0	0	831	0	171,941	0
8 DISASTER PREPAREDNESS & EMEI	0	0	0	0	0	0	509	0	108,141	0
9 FIRE ADMIN (333301 1000)	0	0	0	0	0	0	0	0	0	0
10 FM ADMIN (222201 1000)	0	0	0	0	0	0	0	0	0	0
11 FM ACCOUNTING BUREAU (222203	7	56	0	0	2	0	1,036	0	16,083	19
12 FM ACCTNG BUREAU - TIDELANDS	0	0	0	0	0	0	537	0	0	0
13 FM BUDGET MANAGEMENT (222202	0	69	0	0	0	0	1,415	0	76,848	0
14 FM PURCHASING (222204 1000)	0	0	0	0	0	0	0	0	30,594	0
15 FM FLEET SERVICES BUREAU (2222	0	0	0	0	0	0	0	0	52,679	0
16 LEGISLATIVE (10 1000)	0	303	0	0	0	0	6,177	0	335,496	0
17 LAW (13 1000)	0	0	0	0	0	0	0	0	0	0
18 PUBLIC WORKS ADMINISTRATION (	0	0	0	0	0	0	0	0	0	0
19 PW ENGINEERING (303004 & 303008	0	0	0	0	0	0	0	0	0	0
20 TECHNICAL SERVICES (23 6100)	0	0	0	0	0	0	0	0	22,301	0
<b>Total Current Allocations</b>	<b>\$10,037</b>	<b>\$574</b>	<b>\$6,412</b>	<b>\$0</b>	<b>\$1,483</b>	<b>\$0</b>	<b>\$14,698</b>	<b>\$0</b>	<b>\$1,041,519</b>	<b>\$3,862</b>

**City of Long Beach, CA  
Full Cost Allocation Plan**

FY 2020-21  
1/26/2023

**Summary Schedule**

Department	323206 2010	323206 2020	323206 4005	323206 5020 (CIP)	323206 7600	323206 7700	333301 1000	333301 2010	333301 5020 (CIP)	333302 1000
1 BUILDING DEPRECIATION	\$0	\$10,625	\$0	\$0	\$0	\$0	\$0	\$0	\$0	\$0
2 EQUIPMENT DEPRECIATION	53,612	0	0	0	0	0	0	2,535	0	40,235
3 CIVIC CENTER AND ECOC COSTS	0	0	0	0	0	0	0	0	0	0
4 CITY AUDITOR (14 1000)	0	0	0	0	10,045	3,198	0	0	0	75,753
5 CITY CLERK (11 1000)	0	0	0	0	0	0	0	0	0	0
6 CITY MANAGER (20 1000)	0	0	0	0	27,877	8,624	0	0	0	576,320
7 CIVIL SERVICE (12 1000)	0	0	0	0	28,200	19,146	0	0	0	331,422
8 DISASTER PREPAREDNESS & EMEI	0	0	0	0	17,934	11,744	0	0	0	810,896
9 FIRE ADMIN (333301 1000)	0	0	0	0	0	0	0	0	0	13,804,255
10 FM ADMIN (222201 1000)	0	0	0	0	0	0	0	0	0	0
11 FM ACCOUNTING BUREAU (222203	0	0	0	0	1,511	980	0	0	0	17,895
12 FM ACCTNG BUREAU - TIDELANDS	0	0	0	0	4,367	1,391	0	0	0	0
13 FM BUDGET MANAGEMENT (222202	0	0	0	0	13,333	8,249	0	0	0	275,639
14 FM PURCHASING (222204 1000)	0	0	0	0	2,394	616	0	0	0	99,867
15 FM FLEET SERVICES BUREAU (222204	0	0	0	0	109,592	26,086	0	0	0	347,117
16 LEGISLATIVE (10 1000)	0	0	0	0	58,207	36,013	0	0	0	1,203,364
17 LAW (13 1000)	0	0	0	0	0	0	0	0	0	0
18 PUBLIC WORKS ADMINISTRATION (	0	0	0	0	0	0	0	0	0	0
19 PW ENGINEERING (303004 & 303008	0	0	0	0	0	0	0	0	0	0
20 TECHNICAL SERVICES (23 6100)	0	0	0	0	15,063	13,143	0	0	0	7,042
<b>Total Current Allocations</b>	<b>\$53,612</b>	<b>\$10,625</b>	<b>\$0</b>	<b>\$0</b>	<b>\$288,524</b>	<b>\$129,190</b>	<b>\$0</b>	<b>\$2,535</b>	<b>\$0</b>	<b>\$17,589,804</b>

**City of Long Beach, CA**  
**Full Cost Allocation Plan**

FY 2020-21  
1/26/2023

**Summary Schedule**

Department	333302 1020	333302 1030	333302 2030	333302 2100	333302 2813	333302 4005	333302 7600	333302 7700	333303 1000	333303 1030
1 BUILDING DEPRECIATION	\$0	\$0	\$0	\$0	\$0	\$0	\$0	\$0	\$0	\$0
2 EQUIPMENT DEPRECIATION	0	0	0	0	0	0	0	0	0	0
3 CIVIC CENTER AND ECOC COSTS	0	0	0	0	0	0	0	0	0	0
4 CITY AUDITOR (14 1000)	13,834	0	0	1,475	440	0	27,813	2,624	6,464	0
5 CITY CLERK (11 1000)	0	0	0	0	0	0	0	0	0	0
6 CITY MANAGER (20 1000)	0	0	0	0	0	0	49,664	6,649	26,242	0
7 CIVIL SERVICE (12 1000)	0	0	0	0	0	0	16,613	7,060	24,130	0
8 DISASTER PREPAREDNESS & EMEI	0	0	0	0	0	0	21,185	4,458	16,666	0
9 FIRE ADMIN (333301 1000)	2,045,180	0	0	234,049	0	0	1,059,718	312,125	925,702	0
10 FM ADMIN (222201 1000)	0	0	0	0	0	0	0	0	0	0
11 FM ACCOUNTING BUREAU (222203	80	0	0	6	341	0	3,091	1,003	9,881	0
12 FM ACCTNG BUREAU - TIDELANDS	0	0	0	0	0	0	12,093	1,141	0	0
13 FM BUDGET MANAGEMENT (222202	0	0	0	0	0	0	23,753	6,360	12,551	0
14 FM PURCHASING (222204 1000)	419	0	0	0	3,313	0	23,854	5,429	9,546	0
15 FM FLEET SERVICES BUREAU (2222	0	0	0	0	0	0	77,679	29,044	13,187	0
16 LEGISLATIVE (10 1000)	0	0	0	0	0	0	103,698	27,768	54,793	0
17 LAW (13 1000)	0	0	0	0	0	0	0	0	0	0
18 PUBLIC WORKS ADMINISTRATION (	0	0	0	0	0	0	0	0	0	0
19 PW ENGINEERING (303004 & 303008	0	0	0	0	0	0	0	0	0	0
20 TECHNICAL SERVICES (23 6100)	0	0	0	0	0	0	14,007	4,326	8,943	0
<b>Total Current Allocations</b>	<b>\$2,059,513</b>	<b>\$0</b>	<b>\$0</b>	<b>\$235,530</b>	<b>\$4,093</b>	<b>\$0</b>	<b>\$1,433,166</b>	<b>\$407,988</b>	<b>\$1,108,105</b>	<b>\$0</b>

**City of Long Beach, CA  
Full Cost Allocation Plan**

FY 2020-21  
1/26/2023

**Summary Schedule**

Department	333303 2030	333303 2300	333303 7600	333304 1000	333304 2030	343401 1000	343401 7600	343401 7700	343402 1000	343402 2015
1 BUILDING DEPRECIATION	\$0	\$0	\$0	\$5,959	\$0	\$0	\$0	\$0	\$145,588	\$0
2 EQUIPMENT DEPRECIATION	0	0	0	25,701	247,764	0	0	0	0	0
3 CIVIC CENTER AND ECOC COSTS	0	0	0	0	0	0	0	0	0	0
4 CITY AUDITOR (14 1000)	0	1,170	208	6,456	1,236	1,820	259	329	11,767	0
5 CITY CLERK (11 1000)	0	0	0	0	0	186	0	0	0	0
6 CITY MANAGER (20 1000)	0	4,844	595	30,520	1,033	1,159	280	278	125,236	29,281
7 CIVIL SERVICE (12 1000)	0	5,191	581	17,676	0	415	208	208	27,236	3,771
8 DISASTER PREPAREDNESS & EMEI	0	3,184	357	12,371	0	764	382	382	71,895	9,696
9 FIRE ADMIN (333301 1000)	0	153,155	31,118	823,650	64,854	0	0	0	0	0
10 FM ADMIN (222201 1000)	0	0	0	0	0	0	0	0	0	0
11 FM ACCOUNTING BUREAU (222203	0	1,232	341	5,038	1,201	1,447	480	504	52,557	9,054
12 FM ACCTNG BUREAU - TIDELANDS	0	0	90	0	0	0	113	143	0	0
13 FM BUDGET MANAGEMENT (222202	0	2,317	285	14,597	494	554	268	266	59,897	14,004
14 FM PURCHASING (222204 1000)	0	706	0	17,846	6,648	945	78	161	47,294	5,283
15 FM FLEET SERVICES BUREAU (2222	0	4,332	0	10,388	397	0	0	0	12,914	0
16 LEGISLATIVE (10 1000)	0	10,113	1,243	63,727	2,157	2,420	1,170	1,161	261,494	61,140
17 LAW (13 1000)	0	0	0	0	0	0	0	0	0	0
18 PUBLIC WORKS ADMINISTRATION (	0	0	0	0	0	0	0	0	0	0
19 PW ENGINEERING (303004 & 303008	0	0	0	0	0	244	0	0	14,893	19,693
20 TECHNICAL SERVICES (23 6100)	0	3,301	0	21,557	0	66,247	4,769	7,857	28	0
<b>Total Current Allocations</b>	<b>\$0</b>	<b>\$189,546</b>	<b>\$34,819</b>	<b>\$1,055,487</b>	<b>\$325,783</b>	<b>\$76,200</b>	<b>\$8,005</b>	<b>\$11,288</b>	<b>\$830,798</b>	<b>\$151,923</b>

**City of Long Beach, CA  
Full Cost Allocation Plan**

FY 2020-21  
1/26/2023

**Summary Schedule**

Department	343402 2400	343402 4005	343402 7600	343402 7700	343403 1000	343403 1010	343403 2015	343403 4005	343403 5020 (CIP)	343403 5200 (CIP)	
1 BUILDING DEPRECIATION	\$0	\$0	\$0	\$0	\$3,865,804	\$0	\$0	\$0	\$0	\$0	\$0
2 EQUIPMENT DEPRECIATION	0	0	0	0	32,355	0	5,282	0	0	0	0
3 CIVIC CENTER AND ECOC COSTS	0	0	0	0	0	0	0	0	0	0	0
4 CITY AUDITOR (14 1000)	146	0	1,832	0	13,447	0	0	0	0	0	0
5 CITY CLERK (11 1000)	0	0	0	0	0	0	0	0	0	0	0
6 CITY MANAGER (20 1000)	557	0	10,716	0	35,235	0	0	0	0	0	0
7 CIVIL SERVICE (12 1000)	0	0	5,108	0	29,820	0	0	0	0	0	0
8 DISASTER PREPAREDNESS & EMEI	453	0	14,159	0	24,150	0	0	0	0	0	0
9 FIRE ADMIN (333301 1000)	0	0	0	0	0	0	0	0	0	0	0
10 FM ADMIN (222201 1000)	0	0	0	0	0	0	0	0	0	0	0
11 FM ACCOUNTING BUREAU (222203	198	0	6,810	0	13,505	0	17	0	0	0	0
12 FM ACCTNG BUREAU - TIDELANDS	0	0	797	0	0	0	0	0	0	0	0
13 FM BUDGET MANAGEMENT (222202	267	0	10,250	0	16,852	0	0	0	0	0	0
14 FM PURCHASING (222204 1000)	1,213	0	2,872	0	30,698	0	0	0	0	0	0
15 FM FLEET SERVICES BUREAU (2222	607	0	0	0	49,286	0	0	0	0	0	0
16 LEGISLATIVE (10 1000)	1,164	0	44,749	0	73,571	0	0	0	0	0	0
17 LAW (13 1000)	0	0	0	0	0	0	0	0	0	0	0
18 PUBLIC WORKS ADMINISTRATION (	0	0	0	0	0	0	0	0	0	0	0
19 PW ENGINEERING (303004 & 303008	0	0	189	0	484	0	0	0	0	0	0
20 TECHNICAL SERVICES (23 6100)	274	0	0	0	386	0	0	0	0	0	0
<b>Total Current Allocations</b>	<b>\$4,879</b>	<b>\$0</b>	<b>\$97,481</b>	<b>\$0</b>	<b>\$4,185,594</b>	<b>\$0</b>	<b>\$5,299</b>	<b>\$0</b>	<b>\$0</b>	<b>\$0</b>	<b>\$0</b>

**City of Long Beach, CA  
Full Cost Allocation Plan**

FY 2020-21  
1/26/2023

**Summary Schedule**

Department	343403 5416 (CIP)	343403 7600	343403 7700	343404 1000	343404 5416 (CIP)	343404 7600	343404 7610 (CIP)	343404 7620 (CIP)	343404 7630	343404 7700
1 BUILDING DEPRECIATION	\$0	\$0	\$0	\$64,615	\$0	\$0	\$0	\$0	\$0	\$0
2 EQUIPMENT DEPRECIATION	0	0	0	0	0	0	0	0	0	0
3 CIVIC CENTER AND ECOC COSTS	0	0	0	0	0	0	0	0	0	0
4 CITY AUDITOR (14 1000)	0	521	400	0	0	9,244	0	0	0	8,053
5 CITY CLERK (11 1000)	0	0	0	0	0	0	0	0	0	0
6 CITY MANAGER (20 1000)	0	329	310	0	0	15,593	0	0	0	20,334
7 CIVIL SERVICE (12 1000)	0	457	457	0	0	25,799	0	0	0	46,814
8 DISASTER PREPAREDNESS & EMEI	0	459	433	0	0	21,857	0	0	0	31,818
9 FIRE ADMIN (333301 1000)	0	0	0	0	0	0	0	0	0	0
10 FM ADMIN (222201 1000)	0	0	0	0	0	0	0	0	0	0
11 FM ACCOUNTING BUREAU (222203	0	1,095	1,049	0	0	12,604	0	0	0	12,981
12 FM ACCTNG BUREAU - TIDELANDS	0	226	174	0	0	4,019	0	0	0	3,501
13 FM BUDGET MANAGEMENT (222202	0	315	296	0	0	14,915	0	0	0	19,451
14 FM PURCHASING (222204 1000)	0	875	774	0	0	18,602	0	0	0	16,237
15 FM FLEET SERVICES BUREAU (2222	0	0	0	0	0	158,405	0	0	0	54,752
16 LEGISLATIVE (10 1000)	0	1,374	1,293	0	0	65,117	0	0	0	84,917
17 LAW (13 1000)	0	0	0	0	0	0	0	0	0	0
18 PUBLIC WORKS ADMINISTRATION (	0	0	0	0	0	0	0	0	0	0
19 PW ENGINEERING (303004 & 303008	0	0	0	0	0	0	0	0	0	1,870
20 TECHNICAL SERVICES (23 6100)	0	16	0	0	0	8,978	0	0	0	10,221
<b>Total Current Allocations</b>	<b>\$0</b>	<b>\$5,666</b>	<b>\$5,186</b>	<b>\$64,615</b>	<b>\$0</b>	<b>\$355,134</b>	<b>\$0</b>	<b>\$0</b>	<b>\$0</b>	<b>\$310,949</b>

**City of Long Beach, CA  
Full Cost Allocation Plan**

FY 2020-21  
1/26/2023

**Summary Schedule**

Department	343404 7710 (CIP)	343404 7720 (CIP)	343405 1000	343405 1010	343405 7600	343406 1000	343406 1010	343406 2010	343406 2015	343406 2400
1 BUILDING DEPRECIATION	\$0	\$0	\$0	\$0	\$0	\$142,957	\$0	\$0	\$0	\$0
2 EQUIPMENT DEPRECIATION	0	0	0	0	0	0	0	0	3,124	0
3 CIVIC CENTER AND ECOC COSTS	0	0	0	0	0	0	0	0	0	0
4 CITY AUDITOR (14 1000)	0	0	5,633	0	64	4,863	0	0	0	55
5 CITY CLERK (11 1000)	0	0	0	0	0	0	0	0	0	0
6 CITY MANAGER (20 1000)	0	0	37,571	0	247	11,970	0	0	0	228
7 CIVIL SERVICE (12 1000)	0	0	22,427	0	831	9,644	0	0	332	0
8 DISASTER PREPAREDNESS & EMEI	0	0	26,937	0	509	8,351	0	0	265	153
9 FIRE ADMIN (333301 1000)	0	0	0	0	0	0	0	0	0	0
10 FM ADMIN (222201 1000)	0	0	0	0	0	0	0	0	0	0
11 FM ACCOUNTING BUREAU (222203	10	3	12,261	0	429	5,654	0	2	90	384
12 FM ACCTNG BUREAU - TIDELANDS	0	0	0	0	28	0	0	0	0	0
13 FM BUDGET MANAGEMENT (222202	0	0	17,969	0	237	5,725	0	0	0	109
14 FM PURCHASING (222204 1000)	0	0	14,969	0	0	4,964	0	0	392	0
15 FM FLEET SERVICES BUREAU (2222	0	0	10,506	0	220	2,001	0	0	0	0
16 LEGISLATIVE (10 1000)	0	0	78,449	0	1,033	24,993	0	0	0	475
17 LAW (13 1000)	0	0	0	0	0	115,922	0	0	0	0
18 PUBLIC WORKS ADMINISTRATION (	0	0	0	0	0	0	0	0	0	0
19 PW ENGINEERING (303004 & 303008	0	0	4,575	0	0	533	0	0	176	0
20 TECHNICAL SERVICES (23 6100)	0	0	7,086	0	0	7,994	0	0	0	0
<b>Total Current Allocations</b>	<b>\$10</b>	<b>\$3</b>	<b>\$238,383</b>	<b>\$0</b>	<b>\$3,598</b>	<b>\$345,568</b>	<b>\$0</b>	<b>\$2</b>	<b>\$4,379</b>	<b>\$1,404</b>

**City of Long Beach, CA  
Full Cost Allocation Plan**

FY 2020-21  
1/26/2023

**Summary Schedule**

Department	343406 2811	343406 5010 (CIP)	343406 5020 (CIP)	343406 5420 (CIP)	343406 6300	343406 7600	343406 7700	343406 7710 (CIP)	35 2210	353501 2000
1 BUILDING DEPRECIATION	\$0	\$0	\$44,109	\$0	\$0	\$0	\$0	\$0	\$0	\$0
2 EQUIPMENT DEPRECIATION	0	0	0	0	0	0	0	0	0	6,757
3 CIVIC CENTER AND ECOC COSTS	0	0	0	0	0	0	0	0	0	0
4 CITY AUDITOR (14 1000)	0	0	0	0	0	735	(1,995)	0	0	0
5 CITY CLERK (11 1000)	0	0	0	0	0	0	0	0	0	0
6 CITY MANAGER (20 1000)	0	0	0	0	0	1,730	1,825	0	0	0
7 CIVIL SERVICE (12 1000)	0	0	0	0	0	2,384	3,082	0	0	0
8 DISASTER PREPAREDNESS & EMEI	0	0	0	0	0	2,374	2,609	0	0	0
9 FIRE ADMIN (333301 1000)	0	0	0	0	0	0	0	0	0	0
10 FM ADMIN (222201 1000)	0	0	0	0	0	0	0	0	0	0
11 FM ACCOUNTING BUREAU (222203	137	12	357	0	0	2,911	2,697	0	0	0
12 FM ACCTNG BUREAU - TIDELANDS	0	0	0	0	0	320	(867)	0	0	0
13 FM BUDGET MANAGEMENT (222202	0	0	0	0	0	1,655	1,746	0	0	0
14 FM PURCHASING (222204 1000)	0	0	1,461	0	0	858	855	0	0	0
15 FM FLEET SERVICES BUREAU (222205	0	0	0	0	0	0	0	0	0	0
16 LEGISLATIVE (10 1000)	0	0	0	0	0	7,225	7,621	0	0	0
17 LAW (13 1000)	0	0	0	0	0	0	0	0	0	0
18 PUBLIC WORKS ADMINISTRATION (	0	0	0	0	0	0	0	0	0	0
19 PW ENGINEERING (303004 & 303005)	0	0	11,224	0	0	0	2	0	0	0
20 TECHNICAL SERVICES (23 6100)	0	0	0	0	0	5,064	5,108	0	0	0
<b>Total Current Allocations</b>	<b>\$137</b>	<b>\$12</b>	<b>\$57,151</b>	<b>\$0</b>	<b>\$0</b>	<b>\$25,257</b>	<b>\$22,682</b>	<b>\$0</b>	<b>\$0</b>	<b>\$6,757</b>

**City of Long Beach, CA**  
**Full Cost Allocation Plan**

FY 2020-21  
1/26/2023

**Summary Schedule**

Department	353501 2200	353501 2210	353501 2760	353502 1000	353502 2200	353502 2210	353503 2000	353503 2200	353503 2210	353504 1000
1 BUILDING DEPRECIATION	\$167,605	\$0	\$0	\$0	\$0	\$0	\$0	\$0	\$0	\$0
2 EQUIPMENT DEPRECIATION	562	71,520	0	0	0	14,417	0	0	0	0
3 CIVIC CENTER AND ECOC COSTS	0	0	0	0	0	0	0	0	0	0
4 CITY AUDITOR (14 1000)	0	0	0	161	0	0	0	0	0	0
5 CITY CLERK (11 1000)	7,418	0	0	0	0	0	0	0	0	0
6 CITY MANAGER (20 1000)	2,090	29	0	373	6,923	54,668	0	0	0	0
7 CIVIL SERVICE (12 1000)	831	0	0	0	3,572	17,360	0	0	0	0
8 DISASTER PREPAREDNESS & EMEI	2,038	255	0	255	3,261	49,370	0	0	0	0
9 FIRE ADMIN (333301 1000)	0	0	0	0	0	0	0	0	0	0
10 FM ADMIN (222201 1000)	0	0	0	0	0	0	0	0	0	0
11 FM ACCOUNTING BUREAU (222203	1,826	95	0	828	3,500	15,646	0	0	0	0
12 FM ACCTNG BUREAU - TIDELANDS	0	0	0	0	0	0	0	0	0	0
13 FM BUDGET MANAGEMENT (222202	1,000	14	0	178	3,311	26,146	0	0	0	0
14 FM PURCHASING (222204 1000)	2,014	0	0	0	762	15,970	0	0	0	0
15 FM FLEET SERVICES BUREAU (2222	0	0	0	0	0	0	0	0	0	0
16 LEGISLATIVE (10 1000)	4,365	62	0	779	14,455	114,147	0	0	0	0
17 LAW (13 1000)	0	0	0	0	0	0	0	0	0	0
18 PUBLIC WORKS ADMINISTRATION (	0	0	0	0	0	0	0	0	0	0
19 PW ENGINEERING (303004 & 303008	0	0	0	0	0	0	0	0	0	0
20 TECHNICAL SERVICES (23 6100)	0	0	0	230	0	0	0	0	0	0
<b>Total Current Allocations</b>	<b>\$189,749</b>	<b>\$71,975</b>	<b>\$0</b>	<b>\$2,804</b>	<b>\$35,783</b>	<b>\$307,723</b>	<b>\$0</b>	<b>\$0</b>	<b>\$0</b>	<b>\$0</b>

City of Long Beach, CA  
Full Cost Allocation Plan

FY 2020-21  
1/26/2023

Summary Schedule

Department	353504 2000	353504 2200	353504 2210	353504 6300	353505 2000	353505 2200	353505 2210	353505 4005	353506 1000	353506 2210
1 BUILDING DEPRECIATION	\$0	\$117,241	\$0	\$0	\$0	\$0	\$0	\$0	\$0	\$57,228
2 EQUIPMENT DEPRECIATION	0	0	0	0	0	0	17,554	0	0	0
3 CIVIC CENTER AND ECOC COSTS	0	0	0	0	0	0	0	0	0	0
4 CITY AUDITOR (14 1000)	0	0	0	0	0	0	0	0	98	0
5 CITY CLERK (11 1000)	0	0	0	0	0	0	0	0	0	0
6 CITY MANAGER (20 1000)	0	0	0	0	0	24,516	19,824	0	21	0
7 CIVIL SERVICE (12 1000)	0	0	0	0	0	16,330	3,530	0	0	0
8 DISASTER PREPAREDNESS & EMEI	0	0	0	0	0	22,713	16,599	0	0	0
9 FIRE ADMIN (333301 1000)	0	0	0	0	0	0	0	0	0	0
10 FM ADMIN (222201 1000)	0	0	0	0	0	0	0	0	0	0
11 FM ACCOUNTING BUREAU (222203	0	0	0	0	0	13,621	10,309	0	18	6
12 FM ACCTNG BUREAU - TIDELANDS	0	0	0	0	0	0	0	0	0	0
13 FM BUDGET MANAGEMENT (222202	0	0	0	0	0	11,725	9,481	0	10	0
14 FM PURCHASING (222204 1000)	0	0	0	0	0	19,270	5,729	0	0	0
15 FM FLEET SERVICES BUREAU (2222	0	0	0	0	0	0	0	0	0	0
16 LEGISLATIVE (10 1000)	0	0	0	0	0	51,189	41,393	0	43	0
17 LAW (13 1000)	0	0	0	0	0	0	0	0	0	0
18 PUBLIC WORKS ADMINISTRATION (	0	0	0	0	0	0	0	0	0	0
19 PW ENGINEERING (303004 & 303008	0	0	0	0	0	0	0	0	0	0
20 TECHNICAL SERVICES (23 6100)	0	0	0	0	0	0	0	0	0	0
<b>Total Current Allocations</b>	<b>\$0</b>	<b>\$117,241</b>	<b>\$0</b>	<b>\$0</b>	<b>\$0</b>	<b>\$159,365</b>	<b>\$124,420</b>	<b>\$0</b>	<b>\$190</b>	<b>\$57,234</b>

**City of Long Beach, CA**  
**Full Cost Allocation Plan**

FY 2020-21  
1/26/2023

**Summary Schedule**

Department	353506 6300	353507 1000	353507 1030	353507 2200	353507 2210	353507 2760	353508 1000	353508 1030	353508 2200	353508 2210
1 BUILDING DEPRECIATION	\$0	\$0	\$0	\$0	\$115,906	\$0	\$0	\$0	\$0	\$0
2 EQUIPMENT DEPRECIATION	0	0	0	0	0	0	0	0	0	0
3 CIVIC CENTER AND ECOC COSTS	0	0	0	0	0	0	0	0	0	0
4 CITY AUDITOR (14 1000)	0	2,075	0	0	0	0	278	0	0	0
5 CITY CLERK (11 1000)	0	0	0	0	0	745	0	0	0	0
6 CITY MANAGER (20 1000)	0	5,580	0	2,957	31,772	0	464	0	38,702	5,808
7 CIVIL SERVICE (12 1000)	0	2,741	0	3,073	1,661	0	831	0	19,013	3,123
8 DISASTER PREPAREDNESS & EMEI	0	6,674	0	5,706	28,379	0	509	0	17,374	5,309
9 FIRE ADMIN (333301 1000)	0	0	0	0	0	0	0	0	0	0
10 FM ADMIN (222201 1000)	0	0	0	0	0	0	0	0	0	0
11 FM ACCOUNTING BUREAU (222203	0	4,881	0	813	18,375	4	655	0	11,489	2,993
12 FM ACCTNG BUREAU - TIDELANDS	0	0	0	0	0	0	0	0	0	0
13 FM BUDGET MANAGEMENT (222202	0	2,669	0	1,414	15,196	0	222	0	18,510	2,778
14 FM PURCHASING (222204 1000)	0	4,965	0	491	74,994	0	322	0	7,652	4,580
15 FM FLEET SERVICES BUREAU (2222	0	6,094	0	0	0	0	0	0	0	0
16 LEGISLATIVE (10 1000)	0	11,651	0	6,175	66,340	0	968	0	80,810	12,127
17 LAW (13 1000)	0	0	0	0	0	196,837	0	0	0	0
18 PUBLIC WORKS ADMINISTRATION (	0	0	0	0	0	0	0	0	0	0
19 PW ENGINEERING (303004 & 303008	0	0	0	0	0	0	0	0	0	0
20 TECHNICAL SERVICES (23 6100)	0	4,639	0	0	0	0	510	0	0	0
<b>Total Current Allocations</b>	<b>\$0</b>	<b>\$51,971</b>	<b>\$0</b>	<b>\$20,630</b>	<b>\$352,623</b>	<b>\$197,586</b>	<b>\$4,758</b>	<b>\$0</b>	<b>\$193,549</b>	<b>\$36,719</b>

**City of Long Beach, CA**  
**Full Cost Allocation Plan**

FY 2020-21  
1/26/2023

**Summary Schedule**

Department	353508 2300	353508 2310	353509 1000	353509 2200	353509 2210	353510 1000	353510 2200	353510 2760	353510 2761	353511 1000
1 BUILDING DEPRECIATION	\$0	\$0	\$0	\$0	\$0	\$0	\$0	\$0	\$0	\$0
2 EQUIPMENT DEPRECIATION	0	0	0	0	0	0	0	0	0	0
3 CIVIC CENTER AND ECOC COSTS	0	0	0	0	0	0	0	0	0	0
4 CITY AUDITOR (14 1000)	731	8	1,093	0	0	0	0	0	0	7,983
5 CITY CLERK (11 1000)	0	0	0	0	0	0	0	0	0	0
6 CITY MANAGER (20 1000)	3,655	4	3,042	23,984	49	0	0	6,955	24,816	8,197
7 CIVIL SERVICE (12 1000)	4,278	0	0	23,258	0	0	0	3,622	38,741	0
8 DISASTER PREPAREDNESS & EMEI	3,409	0	255	22,163	0	0	0	4,229	31,742	0
9 FIRE ADMIN (333301 1000)	0	0	0	0	0	0	0	0	0	0
10 FM ADMIN (222201 1000)	0	0	0	0	0	0	0	0	0	0
11 FM ACCOUNTING BUREAU (222203	987	13	3,216	10,706	152	4	0	1,551	4,054	14,048
12 FM ACCTNG BUREAU - TIDELANDS	0	0	0	0	0	0	0	0	0	0
13 FM BUDGET MANAGEMENT (222202	1,748	2	1,455	11,471	24	0	0	3,327	11,869	3,921
14 FM PURCHASING (222204 1000)	1,056	0	7,849	8,407	269	0	0	349	15,972	17,003
15 FM FLEET SERVICES BUREAU (2222	0	0	0	0	0	0	0	0	0	0
16 LEGISLATIVE (10 1000)	7,631	7	6,352	50,078	103	0	0	14,523	51,817	17,116
17 LAW (13 1000)	0	0	0	0	0	0	0	0	0	0
18 PUBLIC WORKS ADMINISTRATION (	0	0	0	0	0	0	0	0	0	0
19 PW ENGINEERING (303004 & 303008	0	0	0	0	0	0	0	0	0	0
20 TECHNICAL SERVICES (23 6100)	2,585	0	838	0	0	0	0	0	0	2,066
<b>Total Current Allocations</b>	<b>\$26,079</b>	<b>\$34</b>	<b>\$24,101</b>	<b>\$150,066</b>	<b>\$597</b>	<b>\$4</b>	<b>\$0</b>	<b>\$34,555</b>	<b>\$179,011</b>	<b>\$70,335</b>

**City of Long Beach, CA**  
**Full Cost Allocation Plan**

FY 2020-21  
1/26/2023

**Summary Schedule**

Department	353511 2000	353511 2200	353511 2210	36 1000	36 2040	36 6000	363601 1000	363602 1000	363602 2040	363602 6000
1 BUILDING DEPRECIATION	\$0	\$0	\$0	\$0	\$0	\$0	\$0	\$0	\$0	\$0
2 EQUIPMENT DEPRECIATION	3,090	0	3,465	0	0	0	0	19,384	0	0
3 CIVIC CENTER AND ECOC COSTS	0	0	0	2,443,780	0	0	0	0	0	0
4 CITY AUDITOR (14 1000)	0	0	0	0	0	0	3,427	3,546	170	0
5 CITY CLERK (11 1000)	0	0	0	0	0	0	0	0	0	0
6 CITY MANAGER (20 1000)	0	19,090	114,592	0	0	0	9,420	24,426	2,583	0
7 CIVIL SERVICE (12 1000)	0	831	0	0	0	0	6,645	17,443	0	0
8 DISASTER PREPAREDNESS & EMEI	0	3,261	6,038	0	0	0	6,623	15,667	4,545	0
9 FIRE ADMIN (333301 1000)	0	0	0	0	0	0	0	0	0	0
10 FM ADMIN (222201 1000)	0	0	0	0	0	0	0	0	0	0
11 FM ACCOUNTING BUREAU (222203	149	3,576	24,142	0	0	0	3,906	6,032	1,262	0
12 FM ACCTNG BUREAU - TIDELANDS	0	0	0	0	0	0	0	0	0	0
13 FM BUDGET MANAGEMENT (222202	0	9,130	54,806	0	0	0	4,506	11,682	1,235	0
14 FM PURCHASING (222204 1000)	1,315	550	101,266	0	0	0	7,019	13,189	94	0
15 FM FLEET SERVICES BUREAU (2222	0	0	0	0	0	0	4,105	0	0	0
16 LEGISLATIVE (10 1000)	0	39,860	239,269	0	0	0	19,670	51,002	5,393	0
17 LAW (13 1000)	0	0	0	5,482	0	0	0	0	0	0
18 PUBLIC WORKS ADMINISTRATION (	0	0	0	0	0	0	0	0	0	0
19 PW ENGINEERING (303004 & 303008	0	0	0	0	0	0	0	0	0	0
20 TECHNICAL SERVICES (23 6100)	0	0	0	0	0	0	121	0	0	0
<b>Total Current Allocations</b>	<b>\$4,555</b>	<b>\$76,297</b>	<b>\$543,578</b>	<b>\$2,449,261</b>	<b>\$0</b>	<b>\$0</b>	<b>\$65,442</b>	<b>\$162,372</b>	<b>\$15,280</b>	<b>\$0</b>

**City of Long Beach, CA  
Full Cost Allocation Plan**

FY 2020-21  
1/26/2023

**Summary Schedule**

Department	363603 1000	363603 2040	363603 5020 (CIP)	363603 6000	363604 1000	363604 2040	373701 5020 (CIP)	373701 7400	373701 7410 (CIP)	373701 7411 (CIP)
1 BUILDING DEPRECIATION	\$247,224	\$0	\$0	\$0	\$0	\$0	\$0	\$0	\$0	\$0
2 EQUIPMENT DEPRECIATION	0	0	0	0	1,650	0	0	0	0	0
3 CIVIC CENTER AND ECOC COSTS	0	0	0	0	0	0	0	0	0	0
4 CITY AUDITOR (14 1000)	5,681	12	0	0	2,398	0	0	17,266	18,926	24,563
5 CITY CLERK (11 1000)	0	0	0	0	0	0	0	0	0	0
6 CITY MANAGER (20 1000)	36,281	347	0	0	6,393	0	4,046	49,602	0	0
7 CIVIL SERVICE (12 1000)	31,232	0	0	0	5,482	0	5,482	55,985	0	0
8 DISASTER PREPAREDNESS & EMEI	34,875	0	0	0	4,382	0	3,363	39,853	0	0
9 FIRE ADMIN (333301 1000)	0	0	0	0	0	0	0	0	0	0
10 FM ADMIN (222201 1000)	0	0	0	0	0	0	0	0	0	0
11 FM ACCOUNTING BUREAU (222203	18,920	338	0	0	4,215	0	3,628	8,965	921	1,398
12 FM ACCTNG BUREAU - TIDELANDS	0	0	0	0	0	0	0	0	0	0
13 FM BUDGET MANAGEMENT (222202	17,352	166	0	0	3,058	0	1,935	23,723	0	0
14 FM PURCHASING (222204 1000)	31,945	0	0	0	7,463	0	0	22,168	13,058	1,406
15 FM FLEET SERVICES BUREAU (2222	0	0	0	0	0	0	0	38,191	0	0
16 LEGISLATIVE (10 1000)	75,755	725	0	0	13,349	0	8,448	103,570	0	0
17 LAW (13 1000)	0	0	0	0	0	0	0	26,486	0	0
18 PUBLIC WORKS ADMINISTRATION (	0	0	0	0	0	0	0	0	0	0
19 PW ENGINEERING (303004 & 303008	0	0	0	0	0	0	0	629	285,915	337,790
20 TECHNICAL SERVICES (23 6100)	80	0	0	0	50,875	0	0	567	0	0
<b>Total Current Allocations</b>	<b>\$499,346</b>	<b>\$1,589</b>	<b>\$0</b>	<b>\$0</b>	<b>\$99,264</b>	<b>\$0</b>	<b>\$26,902</b>	<b>\$387,006</b>	<b>\$318,820</b>	<b>\$365,158</b>

**City of Long Beach, CA**  
**Full Cost Allocation Plan**

FY 2020-21  
1/26/2023

**Summary Schedule**

Department	373701 7412 (CIP)	373701 7420 (CIP)	373701 7425	373702 7400	373702 7410 (CIP)	373702 7411 (CIP)	373702 7412 (CIP)	373702 7420 (CIP)	373702 7425	383801 7000
1 BUILDING DEPRECIATION	\$0	\$0	\$0	\$0	\$0	\$0	\$0	\$0	\$0	\$0
2 EQUIPMENT DEPRECIATION	0	0	0	0	0	0	0	0	0	0
3 CIVIC CENTER AND ECOC COSTS	0	0	0	0	0	0	0	0	0	0
4 CITY AUDITOR (14 1000)	270	0	0	4,544	(10,590)	(22,377)	(265)	0	(372)	304
5 CITY CLERK (11 1000)	0	0	0	0	0	0	0	0	0	0
6 CITY MANAGER (20 1000)	0	170	0	22,488	0	0	0	0	0	752
7 CIVIL SERVICE (12 1000)	0	0	0	19,935	0	0	0	0	0	0
8 DISASTER PREPAREDNESS & EMEI	0	0	0	16,925	0	0	0	0	0	637
9 FIRE ADMIN (333301 1000)	0	0	0	0	0	0	0	0	0	0
10 FM ADMIN (222201 1000)	0	0	0	0	0	0	0	0	0	0
11 FM ACCOUNTING BUREAU (222203	311	2,109	0	9,526	37	4	2	7	359	38
12 FM ACCTNG BUREAU - TIDELANDS	0	0	0	0	0	0	0	0	0	0
13 FM BUDGET MANAGEMENT (222202	0	81	0	10,756	0	0	0	0	0	360
14 FM PURCHASING (222204 1000)	308	4,408	0	22,130	0	0	0	0	0	917
15 FM FLEET SERVICES BUREAU (2222	0	0	0	133	0	0	0	0	0	0
16 LEGISLATIVE (10 1000)	0	355	0	46,956	0	0	0	0	0	1,570
17 LAW (13 1000)	0	0	0	0	0	0	0	0	0	0
18 PUBLIC WORKS ADMINISTRATION (	0	0	0	0	0	0	0	0	0	0
19 PW ENGINEERING (303004 & 303008	4,082	(41,633)	0	3,988	119,328	0	0	0	0	0
20 TECHNICAL SERVICES (23 6100)	0	0	0	54,014	0	0	0	0	0	0
<b>Total Current Allocations</b>	<b>\$4,972</b>	<b>\$(34,509)</b>	<b>\$0</b>	<b>\$211,396</b>	<b>\$108,775</b>	<b>\$(22,372)</b>	<b>\$(263)</b>	<b>\$7</b>	<b>\$(13)</b>	<b>\$4,578</b>

**City of Long Beach, CA  
Full Cost Allocation Plan**

FY 2020-21  
1/26/2023

**Summary Schedule**

Department	383801 7800	383802 7000	383802 7005	383802 7020 (CIP)	383802 7800	383803 7000	383803 7020 (CIP)	383804 1100	383804 7000	383804 7800
1 BUILDING DEPRECIATION	\$0	\$0	\$0	\$0	\$0	\$0	\$0	\$0	\$0	\$0
2 EQUIPMENT DEPRECIATION	0	0	0	0	0	0	0	0	0	0
3 CIVIC CENTER AND ECOC COSTS	0	0	0	0	0	0	0	0	0	0
4 CITY AUDITOR (14 1000)	57	29,347	19	0	(149)	891	0	2,406	5	30,949
5 CITY CLERK (11 1000)	0	0	0	0	0	0	0	0	24,614	0
6 CITY MANAGER (20 1000)	375	31,397	0	0	2,159	45,265	4,483	0	0	5,060
7 CIVIL SERVICE (12 1000)	0	39,247	0	0	3,945	49,007	0	0	0	9,968
8 DISASTER PREPAREDNESS & EMEI	382	29,637	0	0	3,312	33,229	0	0	0	8,661
9 FIRE ADMIN (333301 1000)	0	0	0	0	0	0	0	0	0	0
10 FM ADMIN (222201 1000)	0	0	0	0	0	0	0	0	0	0
11 FM ACCOUNTING BUREAU (222203	2	1,054	1	4	23	305	0	149	1	277
12 FM ACCTNG BUREAU - TIDELANDS	25	0	0	0	(65)	0	0	0	0	35,883
13 FM BUDGET MANAGEMENT (222202	359	15,016	0	0	2,065	21,649	2,144	0	0	4,840
14 FM PURCHASING (222204 1000)	154	35,944	0	119	163	8,195	0	6,198	0	6,070
15 FM FLEET SERVICES BUREAU (2222	0	3,886	0	0	0	51,957	0	0	0	3,779
16 LEGISLATIVE (10 1000)	1,568	65,557	0	0	9,017	94,514	9,360	0	0	21,131
17 LAW (13 1000)	0	0	0	0	0	0	0	0	0	47,426
18 PUBLIC WORKS ADMINISTRATION (	0	0	0	0	0	0	0	0	0	0
19 PW ENGINEERING (303004 & 303008	0	0	0	0	0	0	0	0	0	0
20 TECHNICAL SERVICES (23 6100)	0	223,784	0	0	13,062	1,301	0	0	0	84
<b>Total Current Allocations</b>	<b>\$2,923</b>	<b>\$474,869</b>	<b>\$20</b>	<b>\$123</b>	<b>\$33,534</b>	<b>\$306,315</b>	<b>\$15,986</b>	<b>\$8,752</b>	<b>\$24,620</b>	<b>\$174,128</b>

**City of Long Beach, CA  
Full Cost Allocation Plan**

FY 2020-21  
1/26/2023

**Summary Schedule**

Department	383805 7350	383806 7000	383806 7020 (CIP)	383806 7035	383807 7000	383807 7020 (CIP)	50 7900	505001 7900	505001 7920	505002 7900
1 BUILDING DEPRECIATION	\$0	\$0	\$0	\$0	\$0	\$0	\$0	\$0	\$0	\$0
2 EQUIPMENT DEPRECIATION	0	0	0	0	0	0	0	0	0	0
3 CIVIC CENTER AND ECOC COSTS	0	0	0	0	0	0	0	0	0	0
4 CITY AUDITOR (14 1000)	37,124	9,195	0	0	491	0	0	(143,164)	128	53,558
5 CITY CLERK (11 1000)	0	0	0	0	0	0	0	0	0	0
6 CITY MANAGER (20 1000)	1,934	53,049	32,965	0	0	0	0	24,242	4	51,224
7 CIVIL SERVICE (12 1000)	415	21,596	0	0	45,685	0	0	17,443	0	83,063
8 DISASTER PREPAREDNESS & EMEI	1,783	15,285	0	0	29,551	0	0	32,914	0	66,744
9 FIRE ADMIN (333301 1000)	0	0	0	0	0	0	0	0	0	0
10 FM ADMIN (222201 1000)	0	0	0	0	0	0	0	0	0	0
11 FM ACCOUNTING BUREAU (222203	211	1,010	234	0	610	143	0	2,017	32	890
12 FM ACCTNG BUREAU - TIDELANDS	0	0	0	0	0	0	0	0	0	0
13 FM BUDGET MANAGEMENT (222202	925	25,372	15,766	0	0	0	0	23,189	3	48,998
14 FM PURCHASING (222204 1000)	124,361	20,761	13,718	0	8,590	20,577	0	0	0	0
15 FM FLEET SERVICES BUREAU (2222	0	117,245	0	0	0	0	0	0	0	137
16 LEGISLATIVE (10 1000)	4,039	110,768	68,831	0	0	0	0	75,927	11	160,435
17 LAW (13 1000)	0	0	0	0	0	0	0	(187,543)	0	0
18 PUBLIC WORKS ADMINISTRATION (	0	0	0	0	0	0	0	0	0	0
19 PW ENGINEERING (303004 & 303008	0	0	0	0	0	0	0	0	0	0
20 TECHNICAL SERVICES (23 6100)	1,872	13,378	0	0	69	0	0	92	0	1,310
<b>Total Current Allocations</b>	<b>\$172,665</b>	<b>\$387,661</b>	<b>\$131,514</b>	<b>\$0</b>	<b>\$84,996</b>	<b>\$20,720</b>	<b>\$0</b>	<b>\$(154,882)</b>	<b>\$178</b>	<b>\$466,360</b>

**City of Long Beach, CA  
Full Cost Allocation Plan**

FY 2020-21  
1/26/2023

**Summary Schedule**

Department	505002 7910	505002 7920	505003 7900	505003 7910	505003 7920	505004 7900	505004 7910	505004 7920	505005 7900	505005 7905
1 BUILDING DEPRECIATION	\$0	\$0	\$0	\$0	\$0	\$0	\$0	\$0	\$0	\$0
2 EQUIPMENT DEPRECIATION	0	0	0	0	0	0	0	0	0	0
3 CIVIC CENTER AND ECOC COSTS	0	0	0	0	0	0	0	0	0	0
4 CITY AUDITOR (14 1000)	2,014	(820)	54,785	5,614	247,633	25,663	8,254	(8,472)	7,281	531
5 CITY CLERK (11 1000)	0	0	0	0	0	0	0	0	5,494	0
6 CITY MANAGER (20 1000)	0	16	89,751	3	44,797	12,268	103	1,704	30,443	0
7 CIVIL SERVICE (12 1000)	0	0	207,658	0	0	21,596	0	0	46,515	0
8 DISASTER PREPAREDNESS & EMEI	0	0	142,659	0	0	20,889	0	0	40,250	0
9 FIRE ADMIN (333301 1000)	0	0	0	0	0	0	0	0	0	0
10 FM ADMIN (222201 1000)	0	0	0	0	0	0	0	0	0	0
11 FM ACCOUNTING BUREAU (222203	90	12	4,161	15	1,503	683	168	162	1,515	8
12 FM ACCTNG BUREAU - TIDELANDS	0	0	0	0	0	0	0	0	0	0
13 FM BUDGET MANAGEMENT (222202	0	15	85,851	3	21,425	11,735	98	815	29,120	0
14 FM PURCHASING (222204 1000)	0	0	0	0	0	0	0	0	0	0
15 FM FLEET SERVICES BUREAU (2222	0	0	1,567	0	0	0	0	0	0	0
16 LEGISLATIVE (10 1000)	0	50	281,102	9	70,152	38,425	322	2,668	95,348	0
17 LAW (13 1000)	0	0	0	0	0	0	0	0	0	0
18 PUBLIC WORKS ADMINISTRATION (	0	0	0	0	0	0	0	0	0	0
19 PW ENGINEERING (303004 & 303008	0	0	0	0	0	0	0	0	0	0
20 TECHNICAL SERVICES (23 6100)	0	0	0	0	0	0	0	0	72,401	0
<b>Total Current Allocations</b>	<b>\$2,104</b>	<b>\$(727)</b>	<b>\$867,535</b>	<b>\$5,643</b>	<b>\$385,509</b>	<b>\$131,260</b>	<b>\$8,945</b>	<b>\$(3,124)</b>	<b>\$328,367</b>	<b>\$539</b>

City of Long Beach, CA  
Full Cost Allocation Plan

FY 2020-21  
1/26/2023

Summary Schedule

Department	505005 7910	505005 7920	505005 7930	505005 7931	505005 7932	505005 7933	505005 7934	505005 7935	505005 7936	505005 7937
1 BUILDING DEPRECIATION	\$0	\$0	\$0	\$0	\$0	\$0	\$0	\$0	\$0	\$0
2 EQUIPMENT DEPRECIATION	0	0	0	0	0	0	0	0	0	0
3 CIVIC CENTER AND ECOC COSTS	0	0	0	0	0	0	0	0	0	0
4 CITY AUDITOR (14 1000)	(16,847)	1,198,734	0	0	1	271	210	416	2,602	3,009
5 CITY CLERK (11 1000)	0	0	0	0	0	0	0	0	0	0
6 CITY MANAGER (20 1000)	0	674	0	0	0	0	0	0	0	0
7 CIVIL SERVICE (12 1000)	0	0	0	0	0	0	0	0	0	0
8 DISASTER PREPAREDNESS & EMEI	0	0	0	0	0	0	0	0	0	0
9 FIRE ADMIN (333301 1000)	0	0	0	0	0	0	0	0	0	0
10 FM ADMIN (222201 1000)	0	0	0	0	0	0	0	0	0	0
11 FM ACCOUNTING BUREAU (222203	1	372	0	0	1	1	1	1	1	1
12 FM ACCTNG BUREAU - TIDELANDS	0	0	0	0	0	0	0	0	0	0
13 FM BUDGET MANAGEMENT (222202	0	322	0	0	0	0	0	0	0	0
14 FM PURCHASING (222204 1000)	0	0	0	0	0	0	0	0	0	0
15 FM FLEET SERVICES BUREAU (2222	0	0	0	0	0	0	0	0	0	0
16 LEGISLATIVE (10 1000)	0	1,055	0	0	0	0	0	0	0	0
17 LAW (13 1000)	0	0	0	0	0	0	0	0	0	0
18 PUBLIC WORKS ADMINISTRATION (	0	0	0	0	0	0	0	0	0	0
19 PW ENGINEERING (303004 & 303008	0	0	0	0	0	0	0	0	0	0
20 TECHNICAL SERVICES (23 6100)	0	0	0	0	0	0	0	0	0	0
<b>Total Current Allocations</b>	<b>\$(16,846)</b>	<b>\$1,201,158</b>	<b>\$0</b>	<b>\$0</b>	<b>\$2</b>	<b>\$272</b>	<b>\$210</b>	<b>\$417</b>	<b>\$2,603</b>	<b>\$3,010</b>

**City of Long Beach, CA  
Full Cost Allocation Plan**

FY 2020-21  
1/26/2023

**Summary Schedule**

<b>Department</b>	<b>505005 7938</b>	<b>505005 7939</b>	<b>505005 7940</b>	<b>505005 7941</b>	<b>505005 7942</b>	<b>505005 7943</b>	<b>505005 7944</b>	<b>505005 7945</b>	<b>515105 7920</b>	<b>60 7100</b>
1 BUILDING DEPRECIATION	\$0	\$0	\$0	\$0	\$0	\$0	\$0	\$0	\$0	\$0
2 EQUIPMENT DEPRECIATION	0	0	0	0	0	0	0	0	0	0
3 CIVIC CENTER AND ECOC COSTS	0	0	0	0	0	0	0	0	0	0
4 CITY AUDITOR (14 1000)	4,050	1,169	1,936	1,364	6,548	(111)	401	1,102	0	0
5 CITY CLERK (11 1000)	0	0	0	0	0	0	0	0	0	0
6 CITY MANAGER (20 1000)	0	0	0	0	0	0	0	0	0	0
7 CIVIL SERVICE (12 1000)	0	0	0	0	0	0	0	0	0	0
8 DISASTER PREPAREDNESS & EMEI	0	0	0	0	0	0	0	0	0	0
9 FIRE ADMIN (333301 1000)	0	0	0	0	0	0	0	0	0	0
10 FM ADMIN (222201 1000)	0	0	0	0	0	0	0	0	0	0
11 FM ACCOUNTING BUREAU (222203	1	1	1	2	1	4	2	2	119	0
12 FM ACCTNG BUREAU - TIDELANDS	0	0	0	0	0	0	0	0	0	0
13 FM BUDGET MANAGEMENT (222202	0	0	0	0	0	0	0	0	0	0
14 FM PURCHASING (222204 1000)	0	0	0	0	0	0	0	0	0	0
15 FM FLEET SERVICES BUREAU (2222	0	0	0	0	0	0	0	0	0	0
16 LEGISLATIVE (10 1000)	0	0	0	0	0	0	0	0	0	0
17 LAW (13 1000)	0	0	0	0	0	0	0	0	0	179
18 PUBLIC WORKS ADMINISTRATION (	0	0	0	0	0	0	0	0	0	0
19 PW ENGINEERING (303004 & 303008	0	0	0	0	0	0	0	0	0	0
20 TECHNICAL SERVICES (23 6100)	0	0	0	0	0	0	0	0	0	0
<b>Total Current Allocations</b>	<b>\$4,051</b>	<b>\$1,169</b>	<b>\$1,936</b>	<b>\$1,366</b>	<b>\$6,548</b>	<b>\$(106)</b>	<b>\$403</b>	<b>\$1,104</b>	<b>\$119</b>	<b>\$179</b>

**City of Long Beach, CA  
Full Cost Allocation Plan**

FY 2020-21  
1/26/2023

**Summary Schedule**

<b>Department</b>	<b>60 7200</b>	<b>606001 7100</b>	<b>606002 7100</b>	<b>606002 7200</b>	<b>606003 7100</b>	<b>606003 7200</b>	<b>606004 7100</b>	<b>606004 7101</b>	<b>606004 7105</b>	<b>606004 7120</b>
1 BUILDING DEPRECIATION	\$0	\$0	\$0	\$0	\$0	\$0	\$0	\$0	\$0	\$0
2 EQUIPMENT DEPRECIATION	0	0	0	0	0	0	0	0	0	0
3 CIVIC CENTER AND ECOC COSTS	0	0	0	0	0	0	0	0	0	0
4 CITY AUDITOR (14 1000)	0	1,098	51	0	5,115	302	862	0	833	(16,408)
5 CITY CLERK (11 1000)	0	0	0	0	0	0	0	0	0	0
6 CITY MANAGER (20 1000)	0	3,675	82	0	19,920	0	7,574	0	0	1,354
7 CIVIL SERVICE (12 1000)	0	1,661	0	0	11,438	0	5,814	0	0	0
8 DISASTER PREPAREDNESS & EMEI	0	4,978	0	0	9,054	0	4,585	0	0	0
9 FIRE ADMIN (333301 1000)	0	0	0	0	0	0	0	0	0	0
10 FM ADMIN (222201 1000)	0	0	0	0	0	0	0	0	0	0
11 FM ACCOUNTING BUREAU (222203	0	51	7	0	1,166	0	160	12	7	15
12 FM ACCTNG BUREAU - TIDELANDS	0	0	0	0	0	0	0	0	0	0
13 FM BUDGET MANAGEMENT (222202	0	1,758	39	0	9,527	0	3,623	0	0	647
14 FM PURCHASING (222204 1000)	0	0	0	0	0	0	0	0	0	0
15 FM FLEET SERVICES BUREAU (2222	0	0	0	0	0	0	0	0	0	0
16 LEGISLATIVE (10 1000)	0	5,755	129	0	31,196	0	11,861	0	0	2,120
17 LAW (13 1000)	0	0	0	0	0	0	0	0	0	0
18 PUBLIC WORKS ADMINISTRATION (	0	0	0	0	0	0	0	0	0	0
19 PW ENGINEERING (303004 & 303008	0	0	0	0	0	0	0	0	0	0
20 TECHNICAL SERVICES (23 6100)	0	0	0	0	60,290	13,396	43,006	0	0	0
<b>Total Current Allocations</b>	<b>\$0</b>	<b>\$18,975</b>	<b>\$309</b>	<b>\$0</b>	<b>\$147,706</b>	<b>\$13,698</b>	<b>\$77,486</b>	<b>\$12</b>	<b>\$840</b>	<b>\$(12,271)</b>

City of Long Beach, CA  
Full Cost Allocation Plan

FY 2020-21  
1/26/2023

Summary Schedule

Department	606004 7121	606004 7200	606004 7205	606004 7220	606005 7100	606006 7100	606006 7120	606006 7121	606006 7200	606006 7220
1 BUILDING DEPRECIATION	\$0	\$0	\$0	\$0	\$0	\$0	\$0	\$0	\$0	\$0
2 EQUIPMENT DEPRECIATION	0	0	0	0	0	0	0	0	0	0
3 CIVIC CENTER AND ECOC COSTS	0	0	0	0	0	0	0	0	0	0
4 CITY AUDITOR (14 1000)	(544)	1,341	345	(6,453)	811	3,211	6,995	327	743	4,579
5 CITY CLERK (11 1000)	0	0	0	0	0	0	0	0	0	0
6 CITY MANAGER (20 1000)	0	0	0	0	1,699	17,321	7,210	0	3,285	3,177
7 CIVIL SERVICE (12 1000)	0	0	0	0	0	20,766	0	0	5,814	0
8 DISASTER PREPAREDNESS & EMEI	0	0	0	0	0	15,794	0	0	4,585	0
9 FIRE ADMIN (333301 1000)	0	0	0	0	0	0	0	0	0	0
10 FM ADMIN (222201 1000)	0	0	0	0	0	0	0	0	0	0
11 FM ACCOUNTING BUREAU (222203	0	32	3	0	207	271	578	36	12	218
12 FM ACCTNG BUREAU - TIDELANDS	0	0	0	0	0	0	0	0	0	0
13 FM BUDGET MANAGEMENT (222202	0	0	0	0	812	8,284	3,449	0	1,571	1,520
14 FM PURCHASING (222204 1000)	0	0	0	0	0	0	0	0	0	0
15 FM FLEET SERVICES BUREAU (2222	0	0	0	0	0	0	0	0	0	0
16 LEGISLATIVE (10 1000)	0	0	0	0	2,660	27,125	11,291	0	5,145	4,975
17 LAW (13 1000)	0	0	0	0	0	0	0	0	0	0
18 PUBLIC WORKS ADMINISTRATION (	0	0	0	0	0	0	0	0	0	0
19 PW ENGINEERING (303004 & 303008	0	0	0	0	0	0	0	0	0	0
20 TECHNICAL SERVICES (23 6100)	0	40,730	0	0	0	3,047	0	0	689	0
<b>Total Current Allocations</b>	<b>\$(544)</b>	<b>\$42,103</b>	<b>\$349</b>	<b>\$(6,453)</b>	<b>\$6,189</b>	<b>\$95,821</b>	<b>\$29,523</b>	<b>\$363</b>	<b>\$21,846</b>	<b>\$14,469</b>

**City of Long Beach, CA**  
**Full Cost Allocation Plan**

FY 2020-21  
1/26/2023

**Summary Schedule**

Department	606007 7100	606007 7101	606007 7120	606007 7200	606007 7220	606008 7100	606008 7120	606008 7121	606009 7100	606009 7120
1 BUILDING DEPRECIATION	\$0	\$0	\$0	\$0	\$0	\$0	\$0	\$0	\$0	\$0
2 EQUIPMENT DEPRECIATION	0	0	0	0	0	0	0	0	0	0
3 CIVIC CENTER AND ECOC COSTS	0	0	0	0	0	0	0	0	0	0
4 CITY AUDITOR (14 1000)	29,729	704	405	889	0	2,058	729	119	12,670	6,306
5 CITY CLERK (11 1000)	0	0	0	0	0	0	0	0	0	0
6 CITY MANAGER (20 1000)	42,848	0	1,961	11,363	1	4,573	0	0	104,305	22,030
7 CIVIL SERVICE (12 1000)	33,225	0	0	1,661	0	3,323	0	0	74,757	0
8 DISASTER PREPAREDNESS & EMEI	24,965	0	0	1,019	0	4,117	0	0	48,402	0
9 FIRE ADMIN (333301 1000)	0	0	0	0	0	0	0	0	0	0
10 FM ADMIN (222201 1000)	0	0	0	0	0	0	0	0	0	0
11 FM ACCOUNTING BUREAU (222203	1,342	40	37	44	0	226	54	8	2,342	303
12 FM ACCTNG BUREAU - TIDELANDS	0	0	0	0	0	0	0	0	0	0
13 FM BUDGET MANAGEMENT (222202	20,493	0	938	5,435	1	2,187	0	0	49,886	10,536
14 FM PURCHASING (222204 1000)	0	0	0	0	0	0	0	0	0	0
15 FM FLEET SERVICES BUREAU (2222	0	0	0	0	0	0	96	0	11,886	0
16 LEGISLATIVE (10 1000)	67,100	0	3,071	17,795	2	7,162	0	0	163,343	34,499
17 LAW (13 1000)	0	0	0	0	0	0	0	0	0	0
18 PUBLIC WORKS ADMINISTRATION (	0	0	0	0	0	0	0	0	0	0
19 PW ENGINEERING (303004 & 303008	0	0	0	0	0	0	0	0	0	0
20 TECHNICAL SERVICES (23 6100)	0	0	0	0	0	280	0	0	463	0
<b>Total Current Allocations</b>	<b>\$219,702</b>	<b>\$744</b>	<b>\$6,412</b>	<b>\$38,205</b>	<b>\$4</b>	<b>\$23,926</b>	<b>\$879</b>	<b>\$127</b>	<b>\$468,055</b>	<b>\$73,675</b>

**City of Long Beach, CA  
Full Cost Allocation Plan**

FY 2020-21  
1/26/2023

**Summary Schedule**

Department	606009 7121	606009 7200	606009 7220	All Other	303011 1000	303011 2600	303011 6000	303011 7600	303011 7630	303011 7631
1 BUILDING DEPRECIATION	\$0	\$0	\$0	\$0	\$0	\$0	\$0	\$0	\$0	\$0
2 EQUIPMENT DEPRECIATION	0	0	0	57,631	0	0	0	0	0	0
3 CIVIC CENTER AND ECOC COSTS	0	0	0	972,934	0	0	0	0	0	0
4 CITY AUDITOR (14 1000)	74	4,231	1,496	413,798	5,109	523	467	942	0	3,785
5 CITY CLERK (11 1000)	0	0	0	1,987	0	0	0	0	0	0
6 CITY MANAGER (20 1000)	0	25,156	5,048	86,581	8,541	0	432	896	355	739
7 CIVIL SERVICE (12 1000)	0	26,580	0	0	0	0	0	0	0	0
8 DISASTER PREPAREDNESS & EMEI	0	16,813	0	0	0	0	0	0	0	0
9 FIRE ADMIN (333301 1000)	0	0	0	76,836	0	0	0	0	0	0
10 FM ADMIN (222201 1000)	0	0	0	0	0	0	0	0	0	0
11 FM ACCOUNTING BUREAU (222203	0	614	148	645,501	3,620	285	558	517	452	4,404
12 FM ACCTNG BUREAU - TIDELANDS	0	0	0	0	0	0	0	409	0	1,646
13 FM BUDGET MANAGEMENT (222202	0	12,031	2,414	41,409	4,085	0	207	429	170	353
14 FM PURCHASING (222204 1000)	0	0	0	144,585	4,596	312	979	3,242	0	4,539
15 FM FLEET SERVICES BUREAU (2222	0	0	0	0	120	0	0	0	0	501
16 LEGISLATIVE (10 1000)	0	39,394	7,905	180,782	17,833	0	902	1,871	741	1,542
17 LAW (13 1000)	0	0	0	1,871	0	0	0	0	0	0
18 PUBLIC WORKS ADMINISTRATION (	0	0	0	0	0	0	0	0	0	0
19 PW ENGINEERING (303004 & 303008	0	0	0	751	0	0	0	0	0	0
20 TECHNICAL SERVICES (23 6100)	0	0	0	0	9,914	0	0	2,907	0	802
<b>Total Current Allocations</b>	<b>\$74</b>	<b>\$124,820</b>	<b>\$17,011</b>	<b>\$2,624,667</b>	<b>\$53,818</b>	<b>\$1,120</b>	<b>\$3,545</b>	<b>\$11,213</b>	<b>\$1,718</b>	<b>\$18,312</b>

City of Long Beach, CA  
Full Cost Allocation Plan

FY 2020-21  
1/26/2023

Summary Schedule

Department	333302 2010	343403 1020	343405 2010	505005 7946	505005 7947	505005 7948	20 7600	22 6200	22 6220	30 6020
1 BUILDING DEPRECIATION	\$0	\$0	\$0	\$0	\$0	\$0	\$0	\$0	\$0	\$0
2 EQUIPMENT DEPRECIATION	4,019	0	2,166	0	0	0	0	0	0	0
3 CIVIC CENTER AND ECOC COSTS	0	0	0	0	0	0	0	0	0	0
4 CITY AUDITOR (14 1000)	0	0	0	0	0	2,356	355	0	0	0
5 CITY CLERK (11 1000)	0	0	0	0	0	0	0	0	0	0
6 CITY MANAGER (20 1000)	0	0	0	0	0	0	183	0	0	0
7 CIVIL SERVICE (12 1000)	0	0	0	0	0	0	0	0	0	0
8 DISASTER PREPAREDNESS & EMEI	0	0	0	0	0	0	173	0	0	0
9 FIRE ADMIN (333301 1000)	0	0	0	0	0	0	0	0	0	0
10 FM ADMIN (222201 1000)	0	0	0	0	0	0	0	0	0	0
11 FM ACCOUNTING BUREAU (222203	0	3	0	1	1	0	446	0	0	0
12 FM ACCTNG BUREAU - TIDELANDS	0	0	0	0	0	0	154	0	0	0
13 FM BUDGET MANAGEMENT (222202	0	0	0	0	0	0	87	0	0	0
14 FM PURCHASING (222204 1000)	0	0	0	0	0	0	900	0	0	0
15 FM FLEET SERVICES BUREAU (2222	0	0	0	0	0	0	0	0	0	0
16 LEGISLATIVE (10 1000)	0	0	0	0	0	0	382	0	0	0
17 LAW (13 1000)	0	0	0	0	0	0	0	0	0	0
18 PUBLIC WORKS ADMINISTRATION (	0	0	0	0	0	0	0	0	0	0
19 PW ENGINEERING (303004 & 303008	0	0	0	0	0	0	0	0	0	0
20 TECHNICAL SERVICES (23 6100)	0	0	0	0	0	0	200	0	0	0
<b>Total Current Allocations</b>	<b>\$4,019</b>	<b>\$3</b>	<b>\$2,166</b>	<b>\$1</b>	<b>\$1</b>	<b>\$2,356</b>	<b>\$2,880</b>	<b>\$0</b>	<b>\$0</b>	<b>\$0</b>

**City of Long Beach, CA  
Full Cost Allocation Plan**

FY 2020-21  
1/26/2023

**Summary Schedule**

Department	30 7300	30 7600	30 7620	30 7750	37 7400	37 7410	37 7411	37 7412	37 7420	37 7425
1 BUILDING DEPRECIATION	\$0	\$0	\$0	\$0	\$0	\$0	\$0	\$0	\$0	\$0
2 EQUIPMENT DEPRECIATION	0	0	0	0	0	0	0	0	0	0
3 CIVIC CENTER AND ECOC COSTS	0	0	0	0	0	0	0	0	0	0
4 CITY AUDITOR (14 1000)	0	0	0	0	0	0	0	0	0	0
5 CITY CLERK (11 1000)	0	0	0	0	0	0	0	0	0	0
6 CITY MANAGER (20 1000)	0	0	0	0	0	0	0	0	0	0
7 CIVIL SERVICE (12 1000)	0	0	0	0	0	0	0	0	0	0
8 DISASTER PREPAREDNESS & EMEI	0	0	0	0	0	0	0	0	0	0
9 FIRE ADMIN (333301 1000)	0	0	0	0	0	0	0	0	0	0
10 FM ADMIN (222201 1000)	0	0	0	0	0	0	0	0	0	0
11 FM ACCOUNTING BUREAU (222203	0	0	0	0	0	0	0	0	0	0
12 FM ACCTNG BUREAU - TIDELANDS	0	0	0	0	0	0	0	0	0	0
13 FM BUDGET MANAGEMENT (222202	0	0	0	0	0	0	0	0	0	0
14 FM PURCHASING (222204 1000)	0	0	0	0	0	0	0	0	0	0
15 FM FLEET SERVICES BUREAU (2222	0	0	0	0	0	0	0	0	0	0
16 LEGISLATIVE (10 1000)	0	0	0	0	0	0	0	0	0	0
17 LAW (13 1000)	0	0	0	0	0	0	0	0	0	0
18 PUBLIC WORKS ADMINISTRATION (	0	0	0	0	0	0	0	0	0	0
19 PW ENGINEERING (303004 & 303008	0	0	0	0	0	0	0	0	0	0
20 TECHNICAL SERVICES (23 6100)	0	0	0	0	0	0	0	0	0	0
<b>Total Current Allocations</b>	<b>\$0</b>	<b>\$0</b>	<b>\$0</b>	<b>\$0</b>	<b>\$0</b>	<b>\$0</b>	<b>\$0</b>	<b>\$0</b>	<b>\$0</b>	<b>\$0</b>

**City of Long Beach, CA  
Full Cost Allocation Plan**

FY 2020-21  
1/26/2023

**Summary Schedule**

<b>Department</b>	<b>38 7020</b>	<b>70 6400</b>	<b>2nd Allocation Orphans</b>	<b>Total</b>
1 BUILDING DEPRECIATION	\$0	\$0	\$0	\$8,547,149
2 EQUIPMENT DEPRECIATION	0	0	0	2,424,693
3 CIVIC CENTER AND ECOC COSTS	0	0	0	5,509,927
4 CITY AUDITOR (14 1000)	0	0	0	2,831,809
5 CITY CLERK (11 1000)	0	0	0	466,214
6 CITY MANAGER (20 1000)	0	0	0	4,487,992
7 CIVIL SERVICE (12 1000)	0	0	0	3,201,951
8 DISASTER PREPAREDNESS & EMEI	0	0	0	4,919,747
9 FIRE ADMIN (333301 1000)	0	0	0	19,530,642
10 FM ADMIN (222201 1000)	0	0	0	3,375,972
11 FM ACCOUNTING BUREAU (222203	0	0	0	1,523,439
12 FM ACCTNG BUREAU - TIDELANDS	0	0	0	71,702
13 FM BUDGET MANAGEMENT (222202	0	0	0	2,070,230
14 FM PURCHASING (222204 1000)	0	0	0	2,413,766
15 FM FLEET SERVICES BUREAU (2222	0	0	0	3,112,735
16 LEGISLATIVE (10 1000)	0	0	0	8,615,505
17 LAW (13 1000)	0	0	0	1,336,518
18 PUBLIC WORKS ADMINISTRATION (	0	0	0	6,729,546
19 PW ENGINEERING (303004 & 303008	0	0	0	2,960,305
20 TECHNICAL SERVICES (23 6100)	0	0	0	1,803,554
<b>Total Current Allocations</b>	<b>\$0</b>	<b>\$0</b>	<b>\$0</b>	<b>\$85,933,397</b>

## BUILDING DEPRECIATION Nature and Extent of Services

The Building Depreciation department was created to distribute depreciation charges associated with governmental type fund departments. Depreciation costs were developed from the City's fixed asset depreciation report. Enterprise and Intergovernmental Service fund departments' account for depreciation of their fixed assets in their respective financial statements. The annual depreciation cost for Buildings and Improvements are derived from the City's fixed asset depreciation report and are allocated to Receiving Departments, as follows:

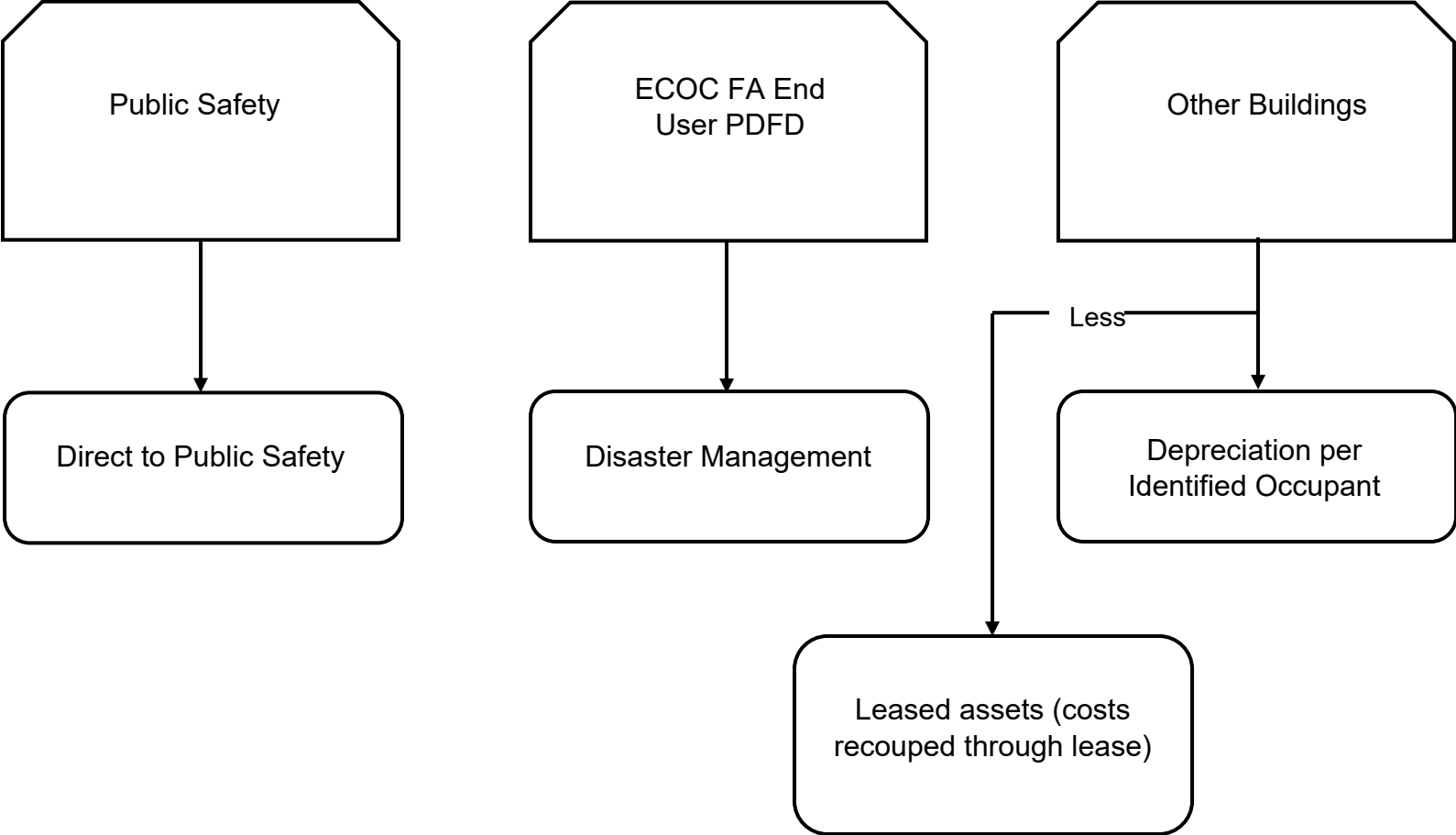
**Public Safety** - Costs associated with the public safety building have been allocated directly to Public Safety.

**Other Buildings** - Costs associated with single occupant buildings have been allocated based on depreciation per identified building occupant.

**ECOC FA End User PDFD** - Costs have been allocated directly to Disaster Management.

The chart on the following page illustrates the functions and measures used to allocate Building Depreciation costs. The top tier shows the Central Service department, the second tier shows the functions developed, and the third tier shows the measures used to allocate costs citywide:

# Building Depreciation



**City of Long Beach, CA**  
**Full Cost Allocation Plan**

FY 2020-21  
1/26/2023

**A. Department Costs**

**Dept:1 BUILDING DEPRECIATION**

Description		Amount	General Admin	Public Safety	Other Buildings	ECOC FA End User PDFD
<b>Personnel Costs</b>						
Salaries	S	0	0	0	0	0
<i>Salary % Split</i>			<i>.00%</i>	<i>.00%</i>	<i>.00%</i>	<i>.00%</i>
Benefits	S	0	0	0	0	0
<b>Subtotal - Personnel Costs</b>		<b>0</b>	<b>0</b>	<b>0</b>	<b>0</b>	<b>0</b>
<b>Services &amp; Supplies Cost</b>						
Public Safety	P	1,314,766	0	1,314,766	0	0
Buildings	P	8,693,149	0	0	8,693,149	0
ECOC FA End User PDFD	P	465,593	0	0	0	465,593
<b>Subtotal - Services &amp; Supplies</b>		<b>10,473,509</b>	<b>0</b>	<b>1,314,766</b>	<b>8,693,149</b>	<b>465,593</b>
<b>Department Cost Total</b>		<b>10,473,509</b>	<b>0</b>	<b>1,314,766</b>	<b>8,693,149</b>	<b>465,593</b>
<b>Adjustments to Cost</b>						
<b>Subtotal - Adjustments</b>		<b>0</b>	<b>0</b>	<b>0</b>	<b>0</b>	<b>0</b>
<b>Total Costs After Adjustments</b>		<b>10,473,509</b>	<b>0</b>	<b>1,314,766</b>	<b>8,693,149</b>	<b>465,593</b>
General Admin Distribution			0	0	0	0
<b>Grand Total</b>		<b>\$10,473,509</b>		<b>\$1,314,766</b>	<b>\$8,693,149</b>	<b>\$465,593</b>

**City of Long Beach, CA  
Full Cost Allocation Plan**

FY 2020-21  
1/26/2023

**B. Incoming Costs - (Default Spread Expense%)**

**Dept:1 BUILDING DEPRECIATION**

No Indirect Costs

Page Intentionally Left Blank

**City of Long Beach, CA  
Full Cost Allocation Plan**

FY 2020-21  
1/26/2023

**Public Safety Allocations**

**Dept:1 BUILDING DEPRECIATION**

Department	Units	Allocation Percent	First Allocation	Direct Billed	Department Allocation	Second Allocation	Total
252 32 1000	100	100.0%	\$1,314,766	\$0	\$1,314,766	\$0	\$1,314,766
<b>Subtotal</b>	100	100.0%	1,314,766	0	1,314,766	0	1,314,766
Direct Bills					0		0
<b>Total</b>					\$1,314,766		\$1,314,766

Basis Units: Direct allocation to Public Safety  
Source:

**City of Long Beach, CA  
Full Cost Allocation Plan**

FY 2020-21  
1/26/2023

**Other Buildings Allocations**

**Dept:1 BUILDING DEPRECIATION**

Department	Units	Allocation Percent	First Allocation	Direct Billed	Department Allocation	Second Allocation	Total
9 FIRE ADMIN (333301 1000)	501,878	6.0%	\$501,878	\$0	\$501,878	\$0	\$501,878
19 PW ENGINEERING (303004 & 30300E	958,888	11.0%	958,888	0	958,888	0	958,888
145 252502 1000	25,837	0.0%	25,837	0	25,837	0	25,837
148 252503 1000	167,954	2.0%	167,954	0	167,954	0	167,954
169 303003 6000	347,113	4.0%	347,113	0	347,113	0	347,113
184 303006 1000	291	0.0%	291	0	291	0	291
201 303007 5020 (CIP)	1,355,017	16.0%	1,355,017	0	1,355,017	0	1,355,017
203 303007 5200 (CIP)	22,670	0.0%	22,670	0	22,670	0	22,670
280 323205 1000	299,223	3.0%	299,223	0	299,223	0	299,223
289 323206 1000	29,417	0.0%	29,417	0	29,417	0	29,417
292 323206 2020	10,625	0.0%	10,625	0	10,625	0	10,625
314 333304 1000	5,959	0.0%	5,959	0	5,959	0	5,959
319 343402 1000	145,588	2.0%	145,588	0	145,588	0	145,588
325 343403 1000	3,865,804	44.0%	3,865,804	0	3,865,804	0	3,865,804
334 343404 1000	64,615	1.0%	64,615	0	64,615	0	64,615
346 343406 1000	142,957	2.0%	142,957	0	142,957	0	142,957
353 343406 5020 (CIP)	44,109	1.0%	44,109	0	44,109	0	44,109
361 353501 2200	167,605	2.0%	167,605	0	167,605	0	167,605
372 353504 2200	117,241	1.0%	117,241	0	117,241	0	117,241
380 353506 2210	57,228	1.0%	57,228	0	57,228	0	57,228
385 353507 2210	115,906	1.0%	115,906	0	115,906	0	115,906
411 363603 1000	247,224	3.0%	247,224	0	247,224	0	247,224
<b>Subtotal</b>	<b>8,693,149</b>	<b>100.0%</b>	<b>8,693,149</b>	<b>0</b>	<b>8,693,149</b>	<b>0</b>	<b>8,693,149</b>
Direct Bills					0		0
<b>Total</b>					<b>\$8,693,149</b>		<b>\$8,693,149</b>

Basis Units: Depreciation per Identified Building Occupant  
Source:

**City of Long Beach, CA  
Full Cost Allocation Plan**

FY 2020-21  
1/26/2023

ECOC FA End User PDFD Allocations

Dept:1 BUILDING DEPRECIATION

Department	Units	Allocation Percent	First Allocation	Direct Billed	Department Allocation	Second Allocation	Total
8 DISASTER PREPAREDNESS & EMEI	100	100.0%	\$465,593	\$0	\$465,593	\$0	\$465,593
<b>Subtotal</b>	100	100.0%	465,593	0	465,593	0	465,593
Direct Bills					0		0
<b>Total</b>					\$465,593		\$465,593

Basis Units: Direct allocation to Disaster Management

Source:

**City of Long Beach, CA  
Full Cost Allocation Plan**

FY 2020-21  
1/26/2023

**Allocation Summary**

**Dept:1 BUILDING DEPRECIATION**

<b>Department</b>	<b>Public Safety</b>	<b>Other Buildings</b>	<b>ECOC FA End User PDFD</b>	<b>Total</b>
8 DISASTER PREPAREDNESS & EMEI	\$0	\$0	\$465,593	\$465,593
9 FIRE ADMIN (333301 1000)	0	501,878	0	501,878
19 PW ENGINEERING (303004 & 30300E	0	958,888	0	958,888
145 252502 1000	0	25,837	0	25,837
148 252503 1000	0	167,954	0	167,954
169 303003 6000	0	347,113	0	347,113
184 303006 1000	0	291	0	291
201 303007 5020 (CIP)	0	1,355,017	0	1,355,017
203 303007 5200 (CIP)	0	22,670	0	22,670
252 32 1000	1,314,766	0	0	1,314,766
280 323205 1000	0	299,223	0	299,223
289 323206 1000	0	29,417	0	29,417
292 323206 2020	0	10,625	0	10,625
314 333304 1000	0	5,959	0	5,959
319 343402 1000	0	145,588	0	145,588
325 343403 1000	0	3,865,804	0	3,865,804
334 343404 1000	0	64,615	0	64,615
346 343406 1000	0	142,957	0	142,957
353 343406 5020 (CIP)	0	44,109	0	44,109
361 353501 2200	0	167,605	0	167,605
372 353504 2200	0	117,241	0	117,241
380 353506 2210	0	57,228	0	57,228
385 353507 2210	0	115,906	0	115,906
411 363603 1000	0	247,224	0	247,224
<b>Total</b>	<b>\$1,314,766</b>	<b>\$8,693,149</b>	<b>\$465,593</b>	<b>\$10,473,509</b>

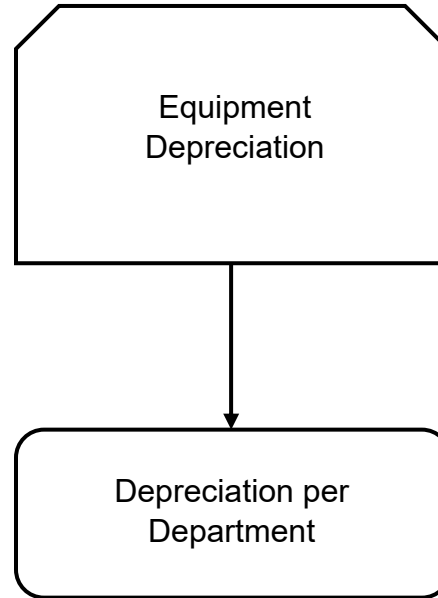
## EQUIPMENT DEPRECIATION Nature and Extent of Services

The Equipment Depreciation department was created to distribute depreciation charges associated with governmental type fund departments. Depreciation costs were developed from the City's fixed asset depreciation report. Enterprise and Intergovernmental Service fund departments' account for depreciation of their fixed assets in their respective financial statements. Equipment Depreciation costs are allocated to governmental type fund departments, as follows:

**Equipment Depreciation** - Costs associated with general office equipment, software, vehicle, furniture and fixtures and other equipment, have been allocated based on depreciation per department.

The chart on the following page illustrates the functions and measures used to allocate Equipment Depreciation costs. The top tier shows the Central Service department, the second tier shows the functions developed, and the third tier shows the measures used to allocate costs citywide:

# Equipment Depreciation



**City of Long Beach, CA  
Full Cost Allocation Plan**

FY 2020-21  
1/26/2023

**A. Department Costs**

**Dept:2 EQUIPMENT DEPRECIATION**

Description		Amount	General Admin	Equipment Depreciation
<hr/>				
Personnel Costs				
Salaries	S	0	0	0
<i>Salary % Split</i>			<i>.00%</i>	<i>.00%</i>
Benefits	S	0	0	0
Subtotal - Personnel Costs		<hr/> 0	<hr/> 0	<hr/> 0
Services & Supplies Cost				
Equipment Depreciation	P	2,485,487	0	2,485,487
Subtotal - Services & Supplies		<hr/> 2,485,487	<hr/> 0	<hr/> 2,485,487
<b>Department Cost Total</b>		2,485,487	0	2,485,487
Adjustments to Cost				
Subtotal - Adjustments		<hr/> 0	<hr/> 0	<hr/> 0
<b>Total Costs After Adjustments</b>		2,485,487	0	2,485,487
General Admin Distribution			0	0
<b>Grand Total</b>		<hr/> <hr/> \$2,485,487	<hr/> <hr/> \$2,485,487	

**City of Long Beach, CA  
Full Cost Allocation Plan**

FY 2020-21  
1/26/2023

**B. Incoming Costs - (Default Spread Expense%)**

**Dept:2 EQUIPMENT DEPRECIATION**

No Indirect Costs

Page Intentionally Left Blank

**City of Long Beach, CA  
Full Cost Allocation Plan**

FY 2020-21  
1/26/2023

**Equipment Depreciation Allocations**

**Dept:2 EQUIPMENT DEPRECIATION**

Department	Units	Allocation Percent	First Allocation	Direct Billed	Department Allocation	Second Allocation	Total
9 FIRE ADMIN (333301 1000)	49,651.13	2.0%	\$49,651	\$0	\$49,651	\$0	\$49,651
19 PW ENGINEERING (303004 & 303008)	11,142.57	0.0%	11,143	0	11,143	0	11,143
90 222206 1000	19,380.81	1.0%	19,381	0	19,381	0	19,381
96 222208 5413 (CIP)	112,557.62	5.0%	112,558	0	112,558	0	112,558
116 242402 1000	84,033.88	3.0%	84,034	0	84,034	0	84,034
163 303003 2600	5,365.44	0.0%	5,365	0	5,365	0	5,365
184 303006 1000	3,420.39	0.0%	3,420	0	3,420	0	3,420
193 303007 1000	20,605.56	1.0%	20,606	0	20,606	0	20,606
195 303007 2600	322,175.79	13.0%	322,176	0	322,176	0	322,176
249 313101 2010	3,387.93	0.0%	3,388	0	3,388	0	3,388
253 323201 1000	56,583.18	2.0%	56,583	0	56,583	0	56,583
255 323201 1040	4,742.28	0.0%	4,742	0	4,742	0	4,742
259 323201 2010	695,866.10	28.0%	695,866	0	695,866	0	695,866
260 323201 2020	30,690.77	1.0%	30,691	0	30,691	0	30,691
271 323203 2020	144,796.08	6.0%	144,796	0	144,796	0	144,796
280 323205 1000	296,382.37	12.0%	296,382	0	296,382	0	296,382
283 323205 2010	6,412.09	0.0%	6,412	0	6,412	0	6,412
289 323206 1000	5,468.52	0.0%	5,469	0	5,469	0	5,469
291 323206 2010	53,611.70	2.0%	53,612	0	53,612	0	53,612
298 333301 2010	2,534.82	0.0%	2,535	0	2,535	0	2,535
300 333302 1000	40,234.70	2.0%	40,235	0	40,235	0	40,235
314 333304 1000	25,700.58	1.0%	25,701	0	25,701	0	25,701
315 333304 2030	247,764.24	10.0%	247,764	0	247,764	0	247,764
325 343403 1000	32,355.30	1.0%	32,355	0	32,355	0	32,355
327 343403 2015	5,282.38	0.0%	5,282	0	5,282	0	5,282
349 343406 2015	3,124.29	0.0%	3,124	0	3,124	0	3,124
360 353501 2000	6,757.45	0.0%	6,757	0	6,757	0	6,757
361 353501 2200	562.20	0.0%	562	0	562	0	562
362 353501 2210	71,520.07	3.0%	71,520	0	71,520	0	71,520
366 353502 2210	14,416.50	1.0%	14,417	0	14,417	0	14,417
377 353505 2210	17,554.43	1.0%	17,554	0	17,554	0	17,554
401 353511 2000	3,090.11	0.0%	3,090	0	3,090	0	3,090
403 353511 2210	3,465.44	0.0%	3,465	0	3,465	0	3,465
408 363602 1000	19,383.90	1.0%	19,384	0	19,384	0	19,384
415 363604 1000	1,649.90	0.0%	1,650	0	1,650	0	1,650
514 All Other	57,631.10	2.0%	57,631	0	57,631	0	57,631
521 333302 2010	4,019.40	0.0%	4,019	0	4,019	0	4,019
523 343405 2010	2,165.67	0.0%	2,166	0	2,166	0	2,166

**City of Long Beach, CA  
Full Cost Allocation Plan**

FY 2020-21  
1/26/2023

**Equipment Depreciation Allocations**

**Dept:2 EQUIPMENT DEPRECIATION**

Department	Units	Allocation Percent	First Allocation	Direct Billed	Department Allocation	Second Allocation	Total
<b>Subtotal</b>	2,485,486.69	100.00%	2,485,487	0	2,485,487	0	2,485,487
Direct Bills					0		0
<b>Total</b>					<b>\$2,485,487</b>		<b>\$2,485,487</b>
Basis Units: Depreciation per Department Source:							

City of Long Beach, CA  
Full Cost Allocation Plan

FY 2020-21  
1/26/2023

Allocation Summary

Dept:2 EQUIPMENT DEPRECIATION

Department	Equipment Depreciation	Total
9 FIRE ADMIN (333301 1000)	\$49,651	\$49,651
19 PW ENGINEERING (303004 & 303008)	11,143	11,143
90 222206 1000	19,381	19,381
96 222208 5413 (CIP)	112,558	112,558
116 242402 1000	84,034	84,034
163 303003 2600	5,365	5,365
184 303006 1000	3,420	3,420
193 303007 1000	20,606	20,606
195 303007 2600	322,176	322,176
249 313101 2010	3,388	3,388
253 323201 1000	56,583	56,583
255 323201 1040	4,742	4,742
259 323201 2010	695,866	695,866
260 323201 2020	30,691	30,691
271 323203 2020	144,796	144,796
280 323205 1000	296,382	296,382
283 323205 2010	6,412	6,412
289 323206 1000	5,469	5,469
291 323206 2010	53,612	53,612
298 333301 2010	2,535	2,535
300 333302 1000	40,235	40,235
314 333304 1000	25,701	25,701
315 333304 2030	247,764	247,764
325 343403 1000	32,355	32,355
327 343403 2015	5,282	5,282
349 343406 2015	3,124	3,124
360 353501 2000	6,757	6,757
361 353501 2200	562	562
362 353501 2210	71,520	71,520
366 353502 2210	14,417	14,417
377 353505 2210	17,554	17,554
401 353511 2000	3,090	3,090
403 353511 2210	3,465	3,465
408 363602 1000	19,384	19,384
415 363604 1000	1,650	1,650
514 All Other	57,631	57,631
521 333302 2010	4,019	4,019
523 343405 2010	2,166	2,166
<b>Total</b>	<b>\$2,485,487</b>	<b>\$2,485,487</b>

## CIVIC CENTER AND EMERGENCY COMMUNICATIONS AND OPERATION CENTER (ECOC) COSTS Nature and Extent of Services

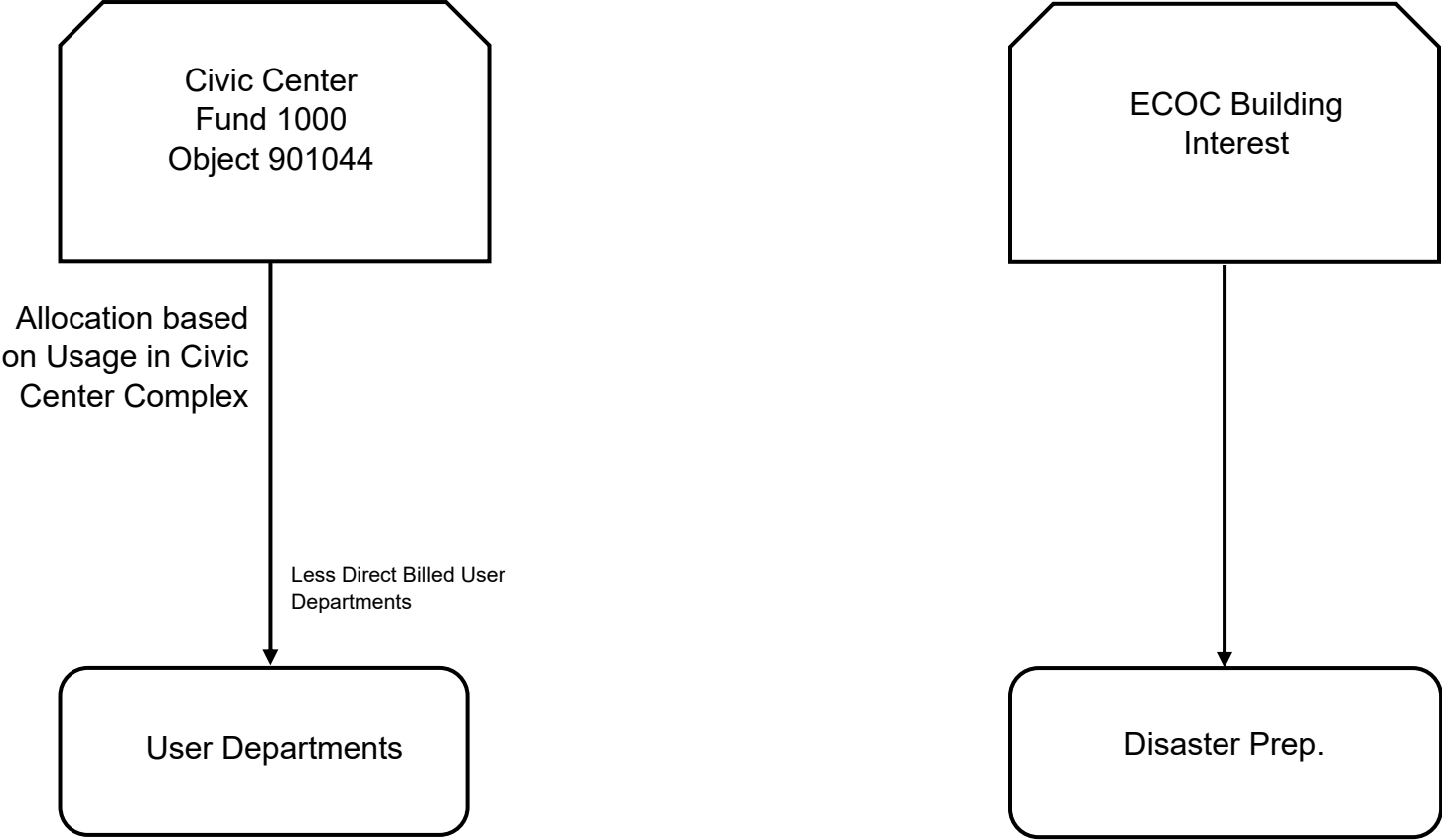
The Civic Center and ECOC department handles the operation and maintenance of the City Hall Complex. These costs are allocated to Receiving Departments, as follows:

**Civic Center** - Costs applicable to general fund support in relation to operation and maintenance of City buildings have been allocated based on Civic Center Use Charges. The Financial Management portion of the costs were further allocated based on the number of FTE's per Financial Management division.

**ECOC Building Interest** - Costs associated with ECOC building interest have been allocated directly to Disaster Management.

The following chart illustrates the functions and measures used to allocate Civic Center and ECOC costs. The top tier shows the Central Service department, the second tier shows the functions developed, and the third tier shows the measures used to allocate costs citywide:

**Civic Center & Emergency Communications and Operations Center (ECOC)**



**City of Long Beach, CA  
Full Cost Allocation Plan**

FY 2020-21  
1/26/2023

**A. Department Costs**

**Dept:3 CIVIC CENTER AND ECOC COSTS**

Description		Amount	General Admin	Civic Center	ECOC Building Interest
<b>Personnel Costs</b>					
Salaries	S	0	0	0	0
<i>Salary % Split</i>			<i>.00%</i>	<i>.00%</i>	<i>.00%</i>
Benefits	S	0	0	0	0
<b>Subtotal - Personnel Costs</b>		<b>0</b>	<b>0</b>	<b>0</b>	<b>0</b>
<b>Services &amp; Supplies Cost</b>					
Civic Center Costs	P	10,537,966	0	10,537,966	0
ECOC Building Interest	P	109,512	0	0	109,512
<b>Subtotal - Services &amp; Supplies</b>		<b>10,647,478</b>	<b>0</b>	<b>10,537,966</b>	<b>109,512</b>
<b>Department Cost Total</b>		<b>10,647,478</b>	<b>0</b>	<b>10,537,966</b>	<b>109,512</b>
<b>Adjustments to Cost</b>					
<b>Subtotal - Adjustments</b>		<b>0</b>	<b>0</b>	<b>0</b>	<b>0</b>
<b>Total Costs After Adjustments</b>		<b>10,647,478</b>	<b>0</b>	<b>10,537,966</b>	<b>109,512</b>
General Admin Distribution			0	0	0
<b>Grand Total</b>		<b>\$10,647,478</b>		<b>\$10,537,966</b>	<b>\$109,512</b>

**City of Long Beach, CA  
Full Cost Allocation Plan**

FY 2020-21  
1/26/2023

**B. Incoming Costs - (Default Spread Expense%)**

**Dept:3 CIVIC CENTER AND ECOC COSTS**

No Indirect Costs

Page Intentionally Left Blank

**City of Long Beach, CA  
Full Cost Allocation Plan**

FY 2020-21  
1/26/2023

**Civic Center Allocations**

**Dept:3 CIVIC CENTER AND ECOC COSTS**

Department	Units	Allocation Percent	First Allocation	Direct Billed	Department Allocation	Second Allocation	Total
4 CITY AUDITOR (14 1000)	415,786.38	2.0%	\$197,783	\$0	\$197,783	\$0	\$197,783
5 CITY CLERK (11 1000)	1,035,339.72	5.0%	492,495	0	492,495	0	492,495
6 CITY MANAGER (20 1000)	515,654.34	2.0%	245,289	0	245,289	0	245,289
7 CIVIL SERVICE (12 1000)	368,572.52	2.0%	175,324	0	175,324	0	175,324
10 FM ADMIN (222201 1000)	2,703,715.18	12.0%	1,286,116	0	1,286,116	0	1,286,116
16 LEGISLATIVE (10 1000)	943,916.33	4.0%	449,007	0	449,007	0	449,007
17 LAW (13 1000)	798,544.81	4.0%	379,856	0	379,856	0	379,856
18 PUBLIC WORKS ADMINISTRATION (	1,129,387.95	5.0%	537,233	0	537,233	0	537,233
19 PW ENGINEERING (303004 & 303008	350,191.95	2.0%	166,581	0	166,581	0	166,581
20 TECHNICAL SERVICES (23 6100)	2,308,996.50	10.0%	1,098,355	0	1,098,355	0	1,098,355
35 15 1000	798,544.81	4.0%	379,856	0	379,856	0	379,856
42 20 2400	330,933.19	1.0%	157,420	0	157,420	0	157,420
106 242401 1000	719,122.54	3.0%	342,076	0	342,076	0	342,076
113 242401 7500	1,660,554.52	7.0%	789,901	0	789,901	0	789,901
145 252502 1000	225,151.97	1.0%	107,101	0	107,101	0	107,101
170 303003 7600	84,963.99	0.0%	40,416	0	40,416	0	40,416
252 32 1000	581,150.00	3.0%	276,444	0	276,444	0	276,444
404 36 1000	5,137,392.46	23.0%	2,443,780	0	2,443,780	0	2,443,780
514 All Other	2,045,332.66	9.0%	972,934	0	972,934	0	972,934
<b>Subtotal</b>	<b>22,153,251.82</b>	<b>100.0%</b>	<b>10,537,966</b>	<b>0</b>	<b>10,537,966</b>	<b>0</b>	<b>10,537,966</b>
Direct Bills					0		0
<b>Total</b>					<b>\$10,537,966</b>		<b>\$10,537,966</b>

Basis Units: Civic Center Use Charges  
Source:

**City of Long Beach, CA  
Full Cost Allocation Plan**

FY 2020-21  
1/26/2023

**ECOC Building Interest Allocations**

**Dept:3 CIVIC CENTER AND ECOC COSTS**

<b>Department</b>	<b>Units</b>	<b>Allocation Percent</b>	<b>First Allocation</b>	<b>Direct Billed</b>	<b>Department Allocation</b>	<b>Second Allocation</b>	<b>Total</b>
8 DISASTER PREPAREDNESS & EMEI	100	100.0%	\$109,512	\$0	\$109,512	\$0	\$109,512
<b>Subtotal</b>	<b>100</b>	<b>100.0%</b>	<b>109,512</b>	<b>0</b>	<b>109,512</b>	<b>0</b>	<b>109,512</b>
Direct Bills					0		0
<b>Total</b>					<b>\$109,512</b>		<b>\$109,512</b>

Basis Units: Direct allocation to Disaster Management

Source:

**City of Long Beach, CA  
Full Cost Allocation Plan**

FY 2020-21  
1/26/2023

**Allocation Summary**

**Dept:3 CIVIC CENTER AND ECOC COSTS**

<b>Department</b>	<b>Civic Center</b>	<b>ECOC Building Interest</b>	<b>Total</b>
4 CITY AUDITOR (14 1000)	\$197,783	\$0	\$197,783
5 CITY CLERK (11 1000)	492,495	0	492,495
6 CITY MANAGER (20 1000)	245,289	0	245,289
7 CIVIL SERVICE (12 1000)	175,324	0	175,324
8 DISASTER PREPAREDNESS & EMEI	0	109,512	109,512
10 FM ADMIN (222201 1000)	1,286,116	0	1,286,116
16 LEGISLATIVE (10 1000)	449,007	0	449,007
17 LAW (13 1000)	379,856	0	379,856
18 PUBLIC WORKS ADMINISTRATION (	537,233	0	537,233
19 PW ENGINEERING (303004 & 303008	166,581	0	166,581
20 TECHNICAL SERVICES (23 6100)	1,098,355	0	1,098,355
35 15 1000	379,856	0	379,856
42 20 2400	157,420	0	157,420
106 242401 1000	342,076	0	342,076
113 242401 7500	789,901	0	789,901
145 252502 1000	107,101	0	107,101
170 303003 7600	40,416	0	40,416
252 32 1000	276,444	0	276,444
404 36 1000	2,443,780	0	2,443,780
514 All Other	972,934	0	972,934
<b>Total</b>	<b>\$10,537,966</b>	<b>\$109,512</b>	<b>\$10,647,478</b>

## CITY AUDITOR (14 1000) Nature and Extent of Services

The City Auditor as an elected official is responsible for serving as the 'general auditor' of the City's books, records, accounts, funds and securities for all departments, commissions and offices. The City Auditor is to provide independent assurance that public funds are spent wisely and responsibly to ensure transparency, accountability, and efficiency in City operations and to prevent fraud, waste, and abuse of City resources. Cost associated with the City Auditor function are allocated to Receiving Departments as follows:

**Audit Services** - Costs associated with oversight and management of departmental and citywide audits, have been allocated based on expenditures per Dept / Bureau / Fund.

The chart on the following page illustrates the functions and measures used to allocate City Auditor costs. The top tier shows the Central Service department, the second tier shows the functions developed, and the third tier shows the measures used to allocate costs citywide:

**City Auditor**

**City Auditor Expense – 14 1000**



**Inbound Allocated Indirect Cost**

Allocation based on citywide personal, non-personal, and interfund charges

Less Direct Billed

All Other Depts / Funds

Excludes 75% natural gas purchases (Objects 820020, 820022)

Less Direct Billed

383802  
7000

Excludes 75% payments to the State (Object 835040)

383804  
7800

Excludes 20% of Exp in Capital Fund Exp (Funds 7910, 7920)

Less Direct Billed

Harbor Department

Excludes 75% Water Purchases (Object 820024)  
Excludes 75% Pipeline Fee (Object 833644)

Less Direct Billed

Water and Sewer

Not further allocated to other departments

**City of Long Beach, CA**  
**Full Cost Allocation Plan**

FY 2020-21  
1/26/2023

**A. Department Costs**

Dept:4 CITY AUDITOR (14 1000)

Description		Amount	General Admin	Audit Services
<b>Personnel Costs</b>				
Salaries	S1	2,273,816	0	2,273,816
<i>Salary % Split</i>			<i>.00%</i>	<i>100.00%</i>
Benefits	S	0	0	0
Subtotal - Personnel Costs		<u>2,273,816</u>	0	<u>2,273,816</u>
<b>Services &amp; Supplies Cost</b>				
Materials & Supplies	S	405,558	0	405,558
Internal Support	S	209,445	0	209,445
Revenues	S	0	0	0
Subtotal - Services & Supplies		<u>615,003</u>	0	<u>615,003</u>
<b>Department Cost Total</b>		2,888,819	0	2,888,819
<b>Adjustments to Cost</b>				
Subtotal - Adjustments		<u>0</u>	0	0
<b>Total Costs After Adjustments</b>		2,888,819	0	2,888,819
General Admin Distribution			0	0
<b>Grand Total</b>		<u><u>\$2,888,819</u></u>		<u><u>\$2,888,819</u></u>

**City of Long Beach, CA  
Full Cost Allocation Plan**

FY 2020-21  
1/26/2023

**B. Incoming Costs - (Default Spread Expense%)**

**Dept:4 CITY AUDITOR (14 1000)**

<b>Department</b>	<b>First Incoming</b>	<b>Second Incoming</b>	<b>Audit Services</b>
3 Civic Center	\$197,783	\$0	\$197,783
Subtotal - CIVIC CENTER AND ECOC	197,783	0	197,783
4 Audit Services	0	2,632	2,632
Subtotal - CITY AUDITOR (14 1000)	0	2,632	2,632
5 Records Management	0	4,859	4,859
Subtotal - CITY CLERK (11 1000)	0	4,859	4,859
6 Council / Dept Support	0	1,906	1,906
Subtotal - CITY MANAGER (20 1000)	0	1,906	1,906
8 Citywide Support	0	6,771	6,771
Subtotal - DISASTER PREPAREDNESS	0	6,771	6,771
11 General Accounting Citywide	0	1,063	1,063
11 Accounts Payable Citywide	0	270	270
Subtotal - FM ACCOUNTING BUREAU	0	1,333	1,333
13 Budget Admin	0	3,834	3,834
Subtotal - FM BUDGET MANAGEMENT	0	3,834	3,834
14 FM Purchasing	0	5,665	5,665
Subtotal - FM PURCHASING (222204)	0	5,665	5,665
16 Council Support	0	12,333	12,333
Subtotal - LEGISLATIVE (10 1000)	0	12,333	12,333
17 General Admin & Law	0	2,456	2,456
Subtotal - LAW (13 1000)	0	2,456	2,456
20 Technical Services	0	4,989	4,989
Subtotal - TECHNICAL SERVICES (23)	0	4,989	4,989
<b>Total Incoming</b>	<b>197,783</b>	<b>46,778</b>	<b>244,561</b>
<b>C. Total Allocated</b>		<b>\$3,133,380</b>	<b>\$3,133,380</b>
			100.00%

**City of Long Beach, CA  
Full Cost Allocation Plan**

FY 2020-21  
1/26/2023

**Audit Services Allocations**

**Dept:4 CITY AUDITOR (14 1000)**

Department	Units	Allocation Percent	First Allocation	Direct Billed	Department Allocation	Second Allocation	Total
4 CITY AUDITOR (14 1000)	2,716,744.69	0.0%	\$2,632	\$0	\$2,632	\$0	\$2,632
5 CITY CLERK (11 1000)	2,978,468.71	0.0%	2,886	0	2,886	44	2,930
6 CITY MANAGER (20 1000)	9,880,691.65	0.0%	9,574	0	9,574	145	9,719
7 CIVIL SERVICE (12 1000)	3,226,877.34	0.0%	3,127	0	3,127	47	3,174
8 DISASTER PREPAREDNESS & EMEI	4,547,813.88	0.0%	4,407	0	4,407	67	4,473
9 FIRE ADMIN (333301 1000)	19,180,949.93	1.0%	18,585	0	18,585	282	18,867
10 FM ADMIN (222201 1000)	5,598,227.75	0.0%	5,424	0	5,424	82	5,507
12 FM ACCTNG BUREAU - TIDELANDS	(6,763,900.07)	0.0%	(6,554)	0	(6,554)	(99)	(6,653)
13 FM BUDGET MANAGEMENT (222202	1,834,339.19	0.0%	1,777	0	1,777	27	1,804
14 FM PURCHASING (222204 1000)	3,211,100.82	0.0%	3,111	0	3,111	47	3,159
15 FM FLEET SERVICES BUREAU (2222	20,640,530.92	1.0%	20,000	0	20,000	303	20,303
16 LEGISLATIVE (10 1000)	5,942,114.63	0.0%	5,758	0	5,758	87	5,845
17 LAW (13 1000)	5,403,318.04	0.0%	5,236	0	5,236	79	5,315
18 PUBLIC WORKS ADMINISTRATION (	6,860,590.26	0.0%	6,648	0	6,648	101	6,748
19 PW ENGINEERING (303004 & 30300	9,606,052.43	0.0%	9,308	0	9,308	141	9,449
20 TECHNICAL SERVICES (23 6100)	44,603,444.77	1.0%	43,219	0	43,219	656	43,874
24 111104 1000	1,240,814.33	0.0%	1,202	0	1,202	18	1,221
29 12 6400	51,337.28	0.0%	50	0	50	1	50
30 131302 6400	446,177.50	0.0%	432	0	432	7	439
31 131303 6300	1,840,395.12	0.0%	1,783	0	1,783	27	1,810
32 131303 6350	3,240,246.44	0.0%	3,140	0	3,140	48	3,187
33 14 6400	150,014.72	0.0%	145	0	145	2	148
34 14 7600	455,530.02	0.0%	441	0	441	7	448
35 15 1000	6,338,880.45	0.0%	6,142	0	6,142	93	6,235
39 15 2025	105,073.81	0.0%	102	0	102	2	103
42 20 2400	9,420,560.98	0.0%	9,128	0	9,128	138	9,267
47 212101 6300	686,758.94	0.0%	665	0	665	10	676
48 212101 6400	1,019,280.96	0.0%	988	0	988	15	1,003
52 212102 6400	623,133.98	0.0%	604	0	604	9	613
53 212103 6400	977,008.47	0.0%	947	0	947	14	961
55 212104 6300	3,078,746.23	0.0%	2,983	0	2,983	45	3,028
56 212104 6350	10,878,304.49	0.0%	10,541	0	10,541	160	10,700
57 212105 1000	23,061.32	0.0%	22	0	22	0	23
63 222201 6100	150,424.85	0.0%	146	0	146	2	148
64 222201 6400	144,531.44	0.0%	140	0	140	2	142
65 222202 1000	65,261.95	0.0%	63	0	63	1	64
66 222202 1020	121,458.00	0.0%	118	0	118	2	119
67 222202 6400	538,848.81	0.0%	522	0	522	8	530
68 222202 7600	101,549.54	0.0%	98	0	98	1	100
69 222203 1000	2,428,538.11	0.0%	2,353	0	2,353	36	2,389
80 222203 6100	294,601.91	0.0%	285	0	285	4	290
81 222203 6300	45,809.06	0.0%	44	0	44	1	45

**City of Long Beach, CA  
Full Cost Allocation Plan**

FY 2020-21  
1/26/2023

**Audit Services Allocations**

**Dept:4 CITY AUDITOR (14 1000)**

Department	Units	Allocation Percent	First Allocation	Direct Billed	Department Allocation	Second Allocation	Total
82 222203 6400	1,101,598.54	0.0%	\$1,067	\$0	\$1,067	\$16	\$1,084
84 222203 7700	46,718.42	0.0%	45	0	45	1	46
85 222204 1000	161,060.61	0.0%	156	0	156	2	158
89 222205 1000	1,645,565.50	0.0%	1,594	0	1,594	24	1,619
90 222206 1000	5,399,693.92	0.0%	5,232	0	5,232	79	5,311
93 222207 6100	4.42	0.0%	0	0	0	0	0
98 222208 6210	10,000.00	0.0%	10	0	10	0	10
100 222208 6230	3,842,444.75	0.0%	3,723	0	3,723	56	3,780
101 222208 7550	4,277,668.72	0.0%	4,145	0	4,145	63	4,208
106 242401 1000	1,055,800.50	0.0%	1,023	0	1,023	16	1,039
113 242401 7500	1,083,655.16	0.0%	1,050	0	1,050	16	1,066
116 242402 1000	338,500.30	0.0%	328	0	328	5	333
120 242402 2650	332.00	0.0%	0	0	0	0	0
122 242402 2713	16,624,053.66	1.0%	16,108	0	16,108	244	16,352
123 242402 4505	35,909,047.49	1.0%	34,794	0	34,794	528	35,322
127 242403 1000	74.30	0.0%	0	0	0	0	0
128 242403 2035	(24,337.77)	0.0%	(24)	0	(24)	(0)	(24)
129 242403 7500	2,193,060.27	0.0%	2,125	0	2,125	32	2,157
130 242403 7510	1,167,915.56	0.0%	1,132	0	1,132	17	1,149
133 242404 7500	13,153,535.41	0.0%	12,745	0	12,745	193	12,938
136 242405 1000	4,057,903.37	0.0%	3,932	0	3,932	60	3,992
139 242405 7500	792,670.38	0.0%	768	0	768	12	780
140 252501 1000	1,174,657.36	0.0%	1,138	0	1,138	17	1,155
142 252501 6000	38,195.85	0.0%	37	0	37	1	38
143 252501 7600	248,039.81	0.0%	240	0	240	4	244
145 252502 1000	5,836,635.44	0.0%	5,655	0	5,655	86	5,741
147 252502 2650	445,145.01	0.0%	431	0	431	7	438
148 252503 1000	3,359,482.01	0.0%	3,255	0	3,255	49	3,305
149 252503 1020	2,177,641.35	0.0%	2,110	0	2,110	32	2,142
150 252503 6000	74,830.46	0.0%	73	0	73	1	74
151 252503 7600	7,009,570.97	0.0%	6,792	0	6,792	103	6,895
152 252503 7605	11,283.03	0.0%	11	0	11	0	11
153 252503 7700	49,359.39	0.0%	48	0	48	1	49
156 252504 1000	427,395.48	0.0%	414	0	414	6	420
163 303003 2600	117,299.17	0.0%	114	0	114	2	115
169 303003 6000	174,086.11	0.0%	169	0	169	3	171
170 303003 7600	864,392.98	0.0%	838	0	838	13	850
171 303003 7631	743,182.45	0.0%	720	0	720	11	731
178 303004 7600	1,288,458.17	0.0%	1,248	0	1,248	19	1,267
179 303005 1000	8,271,588.17	0.0%	8,015	0	8,015	122	8,136
181 303005 7300	46,675,957.43	1.0%	45,227	0	45,227	686	45,913
183 303005 7600	57,608.01	0.0%	56	0	56	1	57

**City of Long Beach, CA  
Full Cost Allocation Plan**

FY 2020-21  
1/26/2023

**Audit Services Allocations**

**Dept:4 CITY AUDITOR (14 1000)**

Department	Units	Allocation Percent	First Allocation	Direct Billed	Department Allocation	Second Allocation	Total
184 303006 1000	15,978,372.16	1.0%	\$15,482	\$0	\$15,482	\$235	\$15,717
186 303006 1020	157,912.59	0.0%	153	0	153	2	155
188 303006 6000	9,728,153.51	0.0%	9,426	0	9,426	143	9,569
190 303006 7600	99,525.71	0.0%	96	0	96	1	98
191 303006 7631	845,255.70	0.0%	819	0	819	12	831
192 303006 7700	32,530.84	0.0%	32	0	32	0	32
242 303010 6200	45,750.67	0.0%	44	0	44	1	45
243 303010 6205	(201,029.15)	0.0%	(195)	0	(195)	(3)	(198)
251 313103 1000	9,794,136.11	0.0%	9,490	0	9,490	144	9,634
253 323201 1000	55,495,372.10	2.0%	53,772	0	53,772	816	54,588
254 323201 1020	5,379,251.75	0.0%	5,212	0	5,212	79	5,291
256 323201 1041	(111,148.00)	0.0%	(108)	0	(108)	(2)	(109)
266 323202 1000	5,684,931.26	0.0%	5,508	0	5,508	84	5,592
268 323203 1000	4,462,767.34	0.0%	4,324	0	4,324	66	4,390
269 323203 1020	1,883,357.79	0.0%	1,825	0	1,825	28	1,853
273 323203 7600	2,744.52	0.0%	3	0	3	0	3
275 323204 1000	43,995,944.52	1.0%	42,630	0	42,630	647	43,277
276 323204 1020	3,035,832.59	0.0%	2,942	0	2,942	45	2,986
280 323205 1000	92,318,554.77	3.0%	89,452	0	89,452	1,357	90,809
281 323205 1020	10,196,960.89	0.0%	9,880	0	9,880	150	10,030
285 323205 2150	1,505,413.92	0.0%	1,459	0	1,459	22	1,481
287 323205 7600	1,255,012.17	0.0%	1,216	0	1,216	18	1,234
289 323206 1000	32,404,821.33	1.0%	31,399	0	31,399	476	31,875
290 323206 1020	3,907,171.27	0.0%	3,786	0	3,786	57	3,843
295 323206 7600	10,212,103.28	0.0%	9,895	0	9,895	150	10,045
296 323206 7700	3,251,495.76	0.0%	3,151	0	3,151	48	3,198
300 333302 1000	77,012,447.50	2.0%	74,621	0	74,621	1,132	75,753
301 333302 1020	14,063,783.05	0.0%	13,627	0	13,627	207	13,834
304 333302 2100	1,499,962.39	0.0%	1,453	0	1,453	22	1,475
305 333302 2813	447,348.59	0.0%	433	0	433	7	440
307 333302 7600	28,275,123.43	1.0%	27,397	0	27,397	416	27,813
308 333302 7700	2,668,074.31	0.0%	2,585	0	2,585	39	2,624
309 333303 1000	6,571,358.73	0.0%	6,367	0	6,367	97	6,464
312 333303 2300	1,189,698.21	0.0%	1,153	0	1,153	17	1,170
313 333303 7600	210,954.36	0.0%	204	0	204	3	208
314 333304 1000	6,563,707.96	0.0%	6,360	0	6,360	96	6,456
315 333304 2030	1,256,352.93	0.0%	1,217	0	1,217	18	1,236
316 343401 1000	1,849,824.84	0.0%	1,792	0	1,792	27	1,820
317 343401 7600	263,049.38	0.0%	255	0	255	4	259
318 343401 7700	334,550.59	0.0%	324	0	324	5	329
319 343402 1000	11,963,031.58	0.0%	11,592	0	11,592	176	11,767
321 343402 2400	148,728.80	0.0%	144	0	144	2	146

**City of Long Beach, CA  
Full Cost Allocation Plan**

FY 2020-21  
1/26/2023

**Audit Services Allocations**

**Dept:4 CITY AUDITOR (14 1000)**

Department	Units	Allocation Percent	First Allocation	Direct Billed	Department Allocation	Second Allocation	Total
323 343402 7600	1,862,831.23	0.0%	\$1,805	\$0	\$1,805	\$27	\$1,832
325 343403 1000	13,670,085.45	0.0%	13,246	0	13,246	201	13,447
332 343403 7600	529,155.15	0.0%	513	0	513	8	521
333 343403 7700	406,546.68	0.0%	394	0	394	6	400
336 343404 7600	9,397,916.74	0.0%	9,106	0	9,106	138	9,244
340 343404 7700	8,186,730.48	0.0%	7,933	0	7,933	120	8,053
343 343405 1000	5,727,054.86	0.0%	5,549	0	5,549	84	5,633
345 343405 7600	64,868.97	0.0%	63	0	63	1	64
346 343406 1000	4,944,118.44	0.0%	4,791	0	4,791	73	4,863
350 343406 2400	56,123.61	0.0%	54	0	54	1	55
356 343406 7600	747,381.88	0.0%	724	0	724	11	735
357 343406 7700	(2,028,064.51)	0.0%	(1,965)	0	(1,965)	(30)	(1,995)
364 353502 1000	163,726.00	0.0%	159	0	159	2	161
379 353506 1000	99,350.14	0.0%	96	0	96	1	98
382 353507 1000	2,109,477.17	0.0%	2,044	0	2,044	31	2,075
387 353508 1000	282,267.50	0.0%	274	0	274	4	278
391 353508 2300	743,612.03	0.0%	721	0	721	11	731
392 353508 2310	8,561.85	0.0%	8	0	8	0	8
393 353509 1000	1,111,312.21	0.0%	1,077	0	1,077	16	1,093
400 353511 1000	8,116,200.46	0.0%	7,864	0	7,864	119	7,983
407 363601 1000	3,483,984.61	0.0%	3,376	0	3,376	51	3,427
408 363602 1000	3,604,550.20	0.0%	3,493	0	3,493	53	3,546
409 363602 2040	172,896.42	0.0%	168	0	168	3	170
411 363603 1000	5,775,496.01	0.0%	5,596	0	5,596	85	5,681
412 363603 2040	12,292.00	0.0%	12	0	12	0	12
415 363604 1000	2,437,564.76	0.0%	2,362	0	2,362	36	2,398
418 373701 7400	17,552,817.72	1.0%	17,008	0	17,008	258	17,266
419 373701 7410 (CIP)	19,240,937.90	1.0%	18,644	0	18,644	283	18,926
420 373701 7411 (CIP)	24,971,671.64	1.0%	24,196	0	24,196	367	24,563
421 373701 7412 (CIP)	274,709.74	0.0%	266	0	266	4	270
424 373702 7400	4,619,336.62	0.0%	4,476	0	4,476	68	4,544
425 373702 7410 (CIP)	(10,766,339.91)	0.0%	(10,432)	0	(10,432)	(158)	(10,590)
426 373702 7411 (CIP)	(22,748,687.85)	-1.0%	(22,042)	0	(22,042)	(334)	(22,377)
427 373702 7412 (CIP)	(269,769.86)	0.0%	(261)	0	(261)	(4)	(265)
429 373702 7425	(378,109.10)	0.0%	(366)	0	(366)	(6)	(372)
430 383801 7000	309,066.99	0.0%	299	0	299	5	304
431 383801 7800	58,420.19	0.0%	57	0	57	1	57
432 383802 7000	29,834,356.69	1.0%	28,908	0	28,908	438	29,347
433 383802 7005	19,500.00	0.0%	19	0	19	0	19
435 383802 7800	(151,151.96)	0.0%	(146)	0	(146)	(2)	(149)
436 383803 7000	906,172.54	0.0%	878	0	878	13	891
438 383804 1100	2,445,524.14	0.0%	2,370	0	2,370	36	2,406

**City of Long Beach, CA  
Full Cost Allocation Plan**

FY 2020-21  
1/26/2023

**Audit Services Allocations**

**Dept:4 CITY AUDITOR (14 1000)**

Department	Units	Allocation Percent	First Allocation	Direct Billed	Department Allocation	Second Allocation	Total
439 383804 7000	5,500.00	0.0%	\$5	\$0	\$5	\$0	\$5
440 383804 7800	31,463,049.54	1.0%	30,486	0	30,486	462	30,949
441 383805 7350	37,741,607.33	1.0%	36,570	0	36,570	555	37,124
442 383806 7000	9,348,185.87	0.0%	9,058	0	9,058	137	9,195
445 383807 7000	499,306.40	0.0%	484	0	484	7	491
448 505001 7900	21,613,785.04	1.0%	20,943	(164,424)	(143,481)	318	(143,164)
449 505001 7920	130,581.11	0.0%	127	0	127	2	128
450 505002 7900	54,448,182.57	2.0%	52,758	0	52,758	800	53,558
451 505002 7910	2,047,522.81	0.0%	1,984	0	1,984	30	2,014
452 505002 7920	(833,916.18)	0.0%	(808)	0	(808)	(12)	(820)
453 505003 7900	55,695,975.23	2.0%	53,967	0	53,967	819	54,785
454 505003 7910	5,707,227.54	0.0%	5,530	0	5,530	84	5,614
455 505003 7920	251,749,162.14	8.0%	243,933	0	243,933	3,700	247,633
456 505004 7900	26,089,224.73	1.0%	25,279	0	25,279	383	25,663
457 505004 7910	8,391,150.32	0.0%	8,131	0	8,131	123	8,254
458 505004 7920	(8,612,788.94)	0.0%	(8,345)	0	(8,345)	(127)	(8,472)
459 505005 7900	7,402,467.78	0.0%	7,173	0	7,173	109	7,281
460 505005 7905	539,487.11	0.0%	523	0	523	8	531
461 505005 7910	(17,127,412.97)	-1.0%	(16,596)	0	(16,596)	(252)	(16,847)
462 505005 7920	1,218,661,593.56	38.0%	1,180,823	0	1,180,823	17,911	1,198,734
465 505005 7932	1,320.00	0.0%	1	0	1	0	1
466 505005 7933	275,616.00	0.0%	267	0	267	4	271
467 505005 7934	213,431.47	0.0%	207	0	207	3	210
468 505005 7935	423,258.58	0.0%	410	0	410	6	416
469 505005 7936	2,645,225.77	0.0%	2,563	0	2,563	39	2,602
470 505005 7937	3,059,177.75	0.0%	2,964	0	2,964	45	3,009
471 505005 7938	4,117,419.41	0.0%	3,990	0	3,990	61	4,050
472 505005 7939	1,188,353.90	0.0%	1,151	0	1,151	17	1,169
473 505005 7940	1,967,795.98	0.0%	1,907	0	1,907	29	1,936
474 505005 7941	1,386,951.77	0.0%	1,344	0	1,344	20	1,364
475 505005 7942	6,656,766.72	0.0%	6,450	0	6,450	98	6,548
476 505005 7943	(112,361.57)	0.0%	(109)	0	(109)	(2)	(111)
477 505005 7944	407,706.04	0.0%	395	0	395	6	401
478 505005 7945	1,120,498.91	0.0%	1,086	0	1,086	16	1,102
482 606001 7100	1,116,425.12	0.0%	1,082	0	1,082	16	1,098
483 606002 7100	51,808.53	0.0%	50	0	50	1	51
485 606003 7100	5,200,173.11	0.0%	5,039	0	5,039	76	5,115
486 606003 7200	306,774.40	0.0%	297	0	297	5	302
487 606004 7100	876,460.76	0.0%	849	0	849	13	862
489 606004 7105	846,477.36	0.0%	820	0	820	12	833
490 606004 7120	(16,680,543.44)	-1.0%	(16,163)	0	(16,163)	(245)	(16,408)
491 606004 7121	(552,905.37)	0.0%	(536)	0	(536)	(8)	(544)

**City of Long Beach, CA  
Full Cost Allocation Plan**

FY 2020-21  
1/26/2023

**Audit Services Allocations**

**Dept:4 CITY AUDITOR (14 1000)**

Department	Units	Allocation Percent	First Allocation	Direct Billed	Department Allocation	Second Allocation	Total
492 606004 7200	1,363,633.37	0.0%	\$1,321	\$0	\$1,321	\$20	\$1,341
493 606004 7205	351,000.00	0.0%	340	0	340	5	345
494 606004 7220	(6,560,071.04)	0.0%	(6,356)	0	(6,356)	(96)	(6,453)
495 606005 7100	823,981.04	0.0%	798	0	798	12	811
496 606006 7100	3,264,497.21	0.0%	3,163	0	3,163	48	3,211
497 606006 7120	7,110,913.80	0.0%	6,890	0	6,890	105	6,995
498 606006 7121	332,339.40	0.0%	322	0	322	5	327
499 606006 7200	755,714.72	0.0%	732	0	732	11	743
500 606006 7220	4,655,260.57	0.0%	4,511	0	4,511	68	4,579
501 606007 7100	30,222,728.99	1.0%	29,284	0	29,284	444	29,729
502 606007 7101	715,737.59	0.0%	694	0	694	11	704
503 606007 7120	411,989.65	0.0%	399	0	399	6	405
504 606007 7200	903,894.71	0.0%	876	0	876	13	889
505 606007 7220	225.26	0.0%	0	0	0	0	0
506 606008 7100	2,091,995.34	0.0%	2,027	0	2,027	31	2,058
507 606008 7120	740,771.72	0.0%	718	0	718	11	729
508 606008 7121	121,235.56	0.0%	117	0	117	2	119
509 606009 7100	12,880,622.09	0.0%	12,481	0	12,481	189	12,670
510 606009 7120	6,411,191.98	0.0%	6,212	0	6,212	94	6,306
511 606009 7121	75,222.76	0.0%	73	0	73	1	74
512 606009 7200	4,301,050.64	0.0%	4,168	0	4,168	63	4,231
513 606009 7220	1,520,644.16	0.0%	1,473	0	1,473	22	1,496
514 All Other	420,677,265.44	13.0%	407,616	0	407,616	6,183	413,798
515 303011 1000	5,194,245.71	0.0%	5,033	0	5,033	76	5,109
516 303011 2600	532,000.98	0.0%	515	0	515	8	523
517 303011 6000	474,406.22	0.0%	460	0	460	7	467
518 303011 7600	957,342.79	0.0%	928	0	928	14	942
520 303011 7631	3,847,940.33	0.0%	3,728	0	3,728	57	3,785
526 505005 7948	2,395,631.90	0.0%	2,321	0	2,321	35	2,356
527 20 7600	360,900.56	0.0%	350	0	350	5	355
<b>Subtotal</b>	<b>3,185,509,211.33</b>	<b>100.0%</b>	<b>3,086,602</b>	<b>(164,424)</b>	<b>2,922,178</b>	<b>46,778</b>	<b>2,968,956</b>
Direct Bills					164,424		164,424
<b>Total</b>					<b>\$3,086,602</b>		<b>\$3,133,380</b>

Basis Units: Expenditures per Dept / Bureau / Fund

Source:

City of Long Beach, CA  
Full Cost Allocation Plan

FY 2020-21  
1/26/2023

Allocation Summary

Dept:4 CITY AUDITOR (14 1000)

Department	Audit Services	Total
0 Direct Billed	\$164,424	\$164,424
4 CITY AUDITOR (14 1000)	2,632	2,632
5 CITY CLERK (11 1000)	2,930	2,930
6 CITY MANAGER (20 1000)	9,719	9,719
7 CIVIL SERVICE (12 1000)	3,174	3,174
8 DISASTER PREPAREDNESS & EMEI	4,473	4,473
9 FIRE ADMIN (333301 1000)	18,867	18,867
10 FM ADMIN (222201 1000)	5,507	5,507
12 FM ACCTNG BUREAU - TIDELANDS	(6,653)	(6,653)
13 FM BUDGET MANAGEMENT (222202	1,804	1,804
14 FM PURCHASING (222204 1000)	3,159	3,159
15 FM FLEET SERVICES BUREAU (2222	20,303	20,303
16 LEGISLATIVE (10 1000)	5,845	5,845
17 LAW (13 1000)	5,315	5,315
18 PUBLIC WORKS ADMINISTRATION (	6,748	6,748
19 PW ENGINEERING (303004 & 303008	9,449	9,449
20 TECHNICAL SERVICES (23 6100)	43,874	43,874
24 111104 1000	1,221	1,221
29 12 6400	50	50
30 131302 6400	439	439
31 131303 6300	1,810	1,810
32 131303 6350	3,187	3,187
33 14 6400	148	148
34 14 7600	448	448
35 15 1000	6,235	6,235
39 15 2025	103	103
42 20 2400	9,267	9,267
47 212101 6300	676	676
48 212101 6400	1,003	1,003
52 212102 6400	613	613
53 212103 6400	961	961
55 212104 6300	3,028	3,028
56 212104 6350	10,700	10,700
57 212105 1000	23	23
63 222201 6100	148	148
64 222201 6400	142	142
65 222202 1000	64	64
66 222202 1020	119	119
67 222202 6400	530	530
68 222202 7600	100	100
69 222203 1000	2,389	2,389

City of Long Beach, CA  
Full Cost Allocation Plan

FY 2020-21  
1/26/2023

Allocation Summary

Dept:4 CITY AUDITOR (14 1000)

Department	Audit Services	Total
80 222203 6100	\$290	\$290
81 222203 6300	45	45
82 222203 6400	1,084	1,084
84 222203 7700	46	46
85 222204 1000	158	158
89 222205 1000	1,619	1,619
90 222206 1000	5,311	5,311
93 222207 6100	0	0
98 222208 6210	10	10
100 222208 6230	3,780	3,780
101 222208 7550	4,208	4,208
106 242401 1000	1,039	1,039
113 242401 7500	1,066	1,066
116 242402 1000	333	333
120 242402 2650	0	0
122 242402 2713	16,352	16,352
123 242402 4505	35,322	35,322
127 242403 1000	0	0
128 242403 2035	(24)	(24)
129 242403 7500	2,157	2,157
130 242403 7510	1,149	1,149
133 242404 7500	12,938	12,938
136 242405 1000	3,992	3,992
139 242405 7500	780	780
140 252501 1000	1,155	1,155
142 252501 6000	38	38
143 252501 7600	244	244
145 252502 1000	5,741	5,741
147 252502 2650	438	438
148 252503 1000	3,305	3,305
149 252503 1020	2,142	2,142
150 252503 6000	74	74
151 252503 7600	6,895	6,895
152 252503 7605	11	11
153 252503 7700	49	49
156 252504 1000	420	420
163 303003 2600	115	115
169 303003 6000	171	171
170 303003 7600	850	850
171 303003 7631	731	731
178 303004 7600	1,267	1,267

City of Long Beach, CA  
Full Cost Allocation Plan

FY 2020-21  
1/26/2023

Allocation Summary

Dept:4 CITY AUDITOR (14 1000)

Department	Audit Services	Total
179 303005 1000	\$8,136	\$8,136
181 303005 7300	45,913	45,913
183 303005 7600	57	57
184 303006 1000	15,717	15,717
186 303006 1020	155	155
188 303006 6000	9,569	9,569
190 303006 7600	98	98
191 303006 7631	831	831
192 303006 7700	32	32
242 303010 6200	45	45
243 303010 6205	(198)	(198)
251 313103 1000	9,634	9,634
253 323201 1000	54,588	54,588
254 323201 1020	5,291	5,291
256 323201 1041	(109)	(109)
266 323202 1000	5,592	5,592
268 323203 1000	4,390	4,390
269 323203 1020	1,853	1,853
273 323203 7600	3	3
275 323204 1000	43,277	43,277
276 323204 1020	2,986	2,986
280 323205 1000	90,809	90,809
281 323205 1020	10,030	10,030
285 323205 2150	1,481	1,481
287 323205 7600	1,234	1,234
289 323206 1000	31,875	31,875
290 323206 1020	3,843	3,843
295 323206 7600	10,045	10,045
296 323206 7700	3,198	3,198
300 333302 1000	75,753	75,753
301 333302 1020	13,834	13,834
304 333302 2100	1,475	1,475
305 333302 2813	440	440
307 333302 7600	27,813	27,813
308 333302 7700	2,624	2,624
309 333303 1000	6,464	6,464
312 333303 2300	1,170	1,170
313 333303 7600	208	208
314 333304 1000	6,456	6,456
315 333304 2030	1,236	1,236
316 343401 1000	1,820	1,820

City of Long Beach, CA  
Full Cost Allocation Plan

FY 2020-21  
1/26/2023

Allocation Summary

Dept:4 CITY AUDITOR (14 1000)

Department	Audit Services	Total
317 343401 7600	\$259	\$259
318 343401 7700	329	329
319 343402 1000	11,767	11,767
321 343402 2400	146	146
323 343402 7600	1,832	1,832
325 343403 1000	13,447	13,447
332 343403 7600	521	521
333 343403 7700	400	400
336 343404 7600	9,244	9,244
340 343404 7700	8,053	8,053
343 343405 1000	5,633	5,633
345 343405 7600	64	64
346 343406 1000	4,863	4,863
350 343406 2400	55	55
356 343406 7600	735	735
357 343406 7700	(1,995)	(1,995)
364 353502 1000	161	161
379 353506 1000	98	98
382 353507 1000	2,075	2,075
387 353508 1000	278	278
391 353508 2300	731	731
392 353508 2310	8	8
393 353509 1000	1,093	1,093
400 353511 1000	7,983	7,983
407 363601 1000	3,427	3,427
408 363602 1000	3,546	3,546
409 363602 2040	170	170
411 363603 1000	5,681	5,681
412 363603 2040	12	12
415 363604 1000	2,398	2,398
418 373701 7400	17,266	17,266
419 373701 7410 (CIP)	18,926	18,926
420 373701 7411 (CIP)	24,563	24,563
421 373701 7412 (CIP)	270	270
424 373702 7400	4,544	4,544
425 373702 7410 (CIP)	(10,590)	(10,590)
426 373702 7411 (CIP)	(22,377)	(22,377)
427 373702 7412 (CIP)	(265)	(265)
429 373702 7425	(372)	(372)
430 383801 7000	304	304
431 383801 7800	57	57

City of Long Beach, CA  
Full Cost Allocation Plan

FY 2020-21  
1/26/2023

Allocation Summary

Dept:4 CITY AUDITOR (14 1000)

Department	Audit Services	Total
432 383802 7000	\$29,347	\$29,347
433 383802 7005	19	19
435 383802 7800	(149)	(149)
436 383803 7000	891	891
438 383804 1100	2,406	2,406
439 383804 7000	5	5
440 383804 7800	30,949	30,949
441 383805 7350	37,124	37,124
442 383806 7000	9,195	9,195
445 383807 7000	491	491
448 505001 7900	(143,164)	(143,164)
449 505001 7920	128	128
450 505002 7900	53,558	53,558
451 505002 7910	2,014	2,014
452 505002 7920	(820)	(820)
453 505003 7900	54,785	54,785
454 505003 7910	5,614	5,614
455 505003 7920	247,633	247,633
456 505004 7900	25,663	25,663
457 505004 7910	8,254	8,254
458 505004 7920	(8,472)	(8,472)
459 505005 7900	7,281	7,281
460 505005 7905	531	531
461 505005 7910	(16,847)	(16,847)
462 505005 7920	1,198,734	1,198,734
465 505005 7932	1	1
466 505005 7933	271	271
467 505005 7934	210	210
468 505005 7935	416	416
469 505005 7936	2,602	2,602
470 505005 7937	3,009	3,009
471 505005 7938	4,050	4,050
472 505005 7939	1,169	1,169
473 505005 7940	1,936	1,936
474 505005 7941	1,364	1,364
475 505005 7942	6,548	6,548
476 505005 7943	(111)	(111)
477 505005 7944	401	401
478 505005 7945	1,102	1,102
482 606001 7100	1,098	1,098
483 606002 7100	51	51

City of Long Beach, CA  
Full Cost Allocation Plan

FY 2020-21  
1/26/2023

Allocation Summary

Dept:4 CITY AUDITOR (14 1000)

Department	Audit Services	Total
485 606003 7100	\$5,115	\$5,115
486 606003 7200	302	302
487 606004 7100	862	862
489 606004 7105	833	833
490 606004 7120	(16,408)	(16,408)
491 606004 7121	(544)	(544)
492 606004 7200	1,341	1,341
493 606004 7205	345	345
494 606004 7220	(6,453)	(6,453)
495 606005 7100	811	811
496 606006 7100	3,211	3,211
497 606006 7120	6,995	6,995
498 606006 7121	327	327
499 606006 7200	743	743
500 606006 7220	4,579	4,579
501 606007 7100	29,729	29,729
502 606007 7101	704	704
503 606007 7120	405	405
504 606007 7200	889	889
505 606007 7220	0	0
506 606008 7100	2,058	2,058
507 606008 7120	729	729
508 606008 7121	119	119
509 606009 7100	12,670	12,670
510 606009 7120	6,306	6,306
511 606009 7121	74	74
512 606009 7200	4,231	4,231
513 606009 7220	1,496	1,496
514 All Other	413,798	413,798
515 303011 1000	5,109	5,109
516 303011 2600	523	523
517 303011 6000	467	467
518 303011 7600	942	942
520 303011 7631	3,785	3,785
526 505005 7948	2,356	2,356
527 20 7600	355	355
<b>Total</b>	<b>\$3,133,380</b>	<b>\$3,133,380</b>

## CITY CLERK (11 1000) Nature and Extent of Services

The Office of the City Clerk provides record keeping, record management, and reporting services to the Mayor and City Council, as well as other City departments and the public. The Clerk's department in consolidation with the Los Angeles County Registrar-Recorder/County Clerk oversee and manage the Municipal Elections. The Office of the City Clerk assist City staff in their records management responsibilities to comply with current laws and other administrative guidelines. These costs are allocated to Receiving Departments, as follows:

**Council / Dept Support** - Costs associated with reporting services, record keeping, and creating the departmental agenda for City Council, have been allocated directly to Legislative department.

**Commission Support** - Costs associated with supporting various City Commissions have been allocated based on hours of service per department providing Commission Support. In FY 2017, Commission Support costs have been directly charged to Departments. As a result, none will be allocated through the indirect cost plan.

**Records Management** - Costs associated with records storage provided by the City Clerk have been allocated based on the number of boxes stored per department.

**Elections** - Costs associated with oversight and management of City elections. These costs have not been allocated.

The following chart illustrates the functions and measures used to allocate City Clerk costs. The top tier shows the Central Service department, the second tier shows the functions developed, and the third tier shows the measures used to allocate costs citywide:

**City Clerk**

**City Clerk Expense – 11 1000**

**+**

**Inbound Allocated Indirect Cost**

**General Admin**

**Records Management**

**Council / Dept Support**

**Commission Support**

**Elections**

Allocation based on number of stored boxes

**User Departments**

**Legislative  
10 1000**

Allocation based on hours spent

**User Departments**

**Not Distributed**

Not further allocated to other departments

**City of Long Beach, CA  
Full Cost Allocation Plan**

FY 2020-21  
1/26/2023

**A. Department Costs**

Dept:5 CITY CLERK (11 1000)

Description		Amount	General Admin	Council / Dept Support	Commission Support	Records Management	Elections
<b>Personnel Costs</b>							
Salaries	S1	2,386,374	1,111,591	952,851	0	174,940	146,992
<i>Salary % Split</i>			<i>46.58%</i>	<i>39.93%</i>	<i>.00%</i>	<i>7.33%</i>	<i>6.16%</i>
Benefits	S	0	0	0	0	0	0
<b>Subtotal - Personnel Costs</b>		<b>2,386,374</b>	<b>1,111,591</b>	<b>952,851</b>	<b>0</b>	<b>174,940</b>	<b>146,992</b>
<b>Services &amp; Supplies Cost</b>							
Materials, Supplies, and Services	P	1,609,601	5,813	380,912	0	166,473	1,056,403
Internal Support	P	223,308	171,636	13,263	0	990	37,419
Revenues	P	(3,819)	(3,819)	0	0	0	0
<b>Subtotal - Services &amp; Supplies</b>		<b>1,829,090</b>	<b>173,630</b>	<b>394,175</b>	<b>0</b>	<b>167,463</b>	<b>1,093,822</b>
<b>Department Cost Total</b>		<b>4,215,464</b>	<b>1,285,221</b>	<b>1,347,026</b>	<b>0</b>	<b>342,403</b>	<b>1,240,814</b>
<b>Adjustments to Cost</b>							
Subtotal - Adjustments		0	0	0	0	0	0
<b>Total Costs After Adjustments</b>		<b>4,215,464</b>	<b>1,285,221</b>	<b>1,347,026</b>	<b>0</b>	<b>342,403</b>	<b>1,240,814</b>
General Admin Distribution			(1,285,221)	960,653	0	176,372	148,196
<b>Grand Total</b>		<b>\$4,215,464</b>		<b>\$2,307,679</b>	<b>\$0</b>	<b>\$518,775</b>	<b>\$1,389,010</b>
				not allocated		not allocated	

**City of Long Beach, CA  
Full Cost Allocation Plan**

FY 2020-21  
1/26/2023

**B. Incoming Costs - (Default Spread Salary%)**

Dept:5 CITY CLERK (11 1000)

Department	First Incoming	Second Incoming	Council / Dept Support	Commission Support	Records Management	Elections
3 Civic Center	\$492,495	\$0	\$368,121	\$0	\$67,586	\$56,788
Subtotal - CIVIC CENTER AND ECOC	492,495	0	368,121	0	67,586	56,788
4 Audit Services	2,886	44	2,190	0	402	338
Subtotal - CITY AUDITOR (14 1000)	2,886	44	2,190	0	402	338
5 Records Management	0	70,048	52,358	0	9,613	8,077
Subtotal - CITY CLERK (11 1000)	0	70,048	52,358	0	9,613	8,077
6 Council / Dept Support	0	10,241	7,655	0	1,405	1,181
Subtotal - CITY MANAGER (20 1000)	0	10,241	7,655	0	1,405	1,181
8 Citywide Support	0	6,269	4,686	0	860	723
Subtotal - DISASTER PREPAREDNESS	0	6,269	4,686	0	860	723
11 General Accounting Citywide	0	3,651	2,729	0	501	421
11 Accounts Payable Citywide	0	209	156	0	29	24
Subtotal - FM ACCOUNTING BUREAU	0	3,859	2,885	0	530	445
13 Budget Admin	0	5,152	3,851	0	707	594
Subtotal - FM BUDGET MANAGEMENT	0	5,152	3,851	0	707	594
14 FM Purchasing	0	302	226	0	41	35
Subtotal - FM PURCHASING (222204)	0	302	226	0	41	35
16 Council Support	0	22,094	16,514	0	3,032	2,548
Subtotal - LEGISLATIVE (10 1000)	0	22,094	16,514	0	3,032	2,548
17 General Admin & Law	0	102,844	76,872	0	14,113	11,859
Subtotal - LAW (13 1000)	0	102,844	76,872	0	14,113	11,859
20 Technical Services	0	4,367	3,265	0	599	504
Subtotal - TECHNICAL SERVICES (23)	0	4,367	3,265	0	599	504
<b>Total Incoming</b>	<b>495,381</b>	<b>225,221</b>	<b>538,622</b>	<b>0</b>	<b>98,889</b>	<b>83,091</b>
<b>C. Total Allocated</b>		<b>\$4,936,066</b>	<b>\$2,846,301</b>	<b>\$0</b>	<b>\$617,664</b>	<b>\$1,472,101</b>
			57.66%		12.51%	29.82%

**City of Long Beach, CA  
Full Cost Allocation Plan**

FY 2020-21  
1/26/2023

**Council / Dept Support Allocations**

**Dept:5 CITY CLERK (11 1000)**

Department	Units	Allocation Percent	First Allocation	Direct Billed	Department Allocation	Second Allocation	Total
16 LEGISLATIVE (10 1000)	100	100.0%	\$2,677,957	\$0	\$2,677,957	\$168,344	\$2,846,301
<b>Subtotal</b>	100	100.0%	2,677,957	0	2,677,957	168,344	2,846,301
Direct Bills					0		0
<b>Total</b>					<b>\$2,677,957</b>		<b>\$2,846,301</b>

Basis Units: Direct allocation to Legislative Department

Source:

**City of Long Beach, CA  
Full Cost Allocation Plan**

FY 2020-21  
1/26/2023

**Records Management Allocations**

**Dept:5 CITY CLERK (11 1000)**

Department	Units	Allocation Percent	First Allocation	Direct Billed	Department Allocation	Second Allocation	Total
4 CITY AUDITOR (14 1000)	166	1.0%	\$4,859	\$0	\$4,859	\$0	\$4,859
5 CITY CLERK (11 1000)	2,393	12.0%	70,048	0	70,048	0	70,048
6 CITY MANAGER (20 1000)	177	1.0%	5,181	0	5,181	313	5,494
7 CIVIL SERVICE (12 1000)	425	2.0%	12,441	0	12,441	751	13,192
9 FIRE ADMIN (333301 1000)	8	0.0%	234	0	234	14	248
10 FM ADMIN (222201 1000)	11	0.0%	322	0	322	19	341
12 FM ACCTNG BUREAU - TIDELANDS	223	1.0%	6,528	0	6,528	394	6,922
14 FM PURCHASING (222204 1000)	13	0.0%	381	0	381	23	404
16 LEGISLATIVE (10 1000)	51	0.0%	1,493	0	1,493	90	1,583
17 LAW (13 1000)	620	3.0%	18,149	0	18,149	1,096	19,245
18 PUBLIC WORKS ADMINISTRATION (	420	2.0%	12,294	0	12,294	742	13,037
19 PW ENGINEERING (303004 & 30300E	498	2.0%	14,577	0	14,577	880	15,458
20 TECHNICAL SERVICES (23 6100)	20	0.0%	585	0	585	35	621
35 15 1000	116	1.0%	3,396	0	3,396	205	3,601
47 212101 6300	116	1.0%	3,396	0	3,396	205	3,601
48 212101 6400	993	5.0%	29,067	0	29,067	1,755	30,822
69 222203 1000	6,508	32.0%	190,502	0	190,502	11,503	202,005
89 222205 1000	291	1.0%	8,518	0	8,518	514	9,033
90 222206 1000	435	2.0%	12,733	0	12,733	769	13,502
113 242401 7500	9	0.0%	263	0	263	16	279
121 242402 2711	51	0.0%	1,493	0	1,493	90	1,583
124 242402 5500 (CIP)	133	1.0%	3,893	0	3,893	235	4,128
129 242403 7500	1,428	7.0%	41,800	0	41,800	2,524	44,324
133 242404 7500	412	2.0%	12,060	0	12,060	728	12,788
139 242405 7500	46	0.0%	1,347	0	1,347	81	1,428
145 252502 1000	31	0.0%	907	0	907	55	962
252 32 1000	3,148	16.0%	92,148	0	92,148	5,564	97,712
316 343401 1000	6	0.0%	176	0	176	11	186
361 353501 2200	239	1.0%	6,996	0	6,996	422	7,418
386 353507 2760	24	0.0%	703	0	703	42	745
439 383804 7000	793	4.0%	23,213	0	23,213	1,402	24,614
459 505005 7900	177	1.0%	5,181	0	5,181	313	5,494
514 All Other	64	0.0%	1,873	0	1,873	113	1,987
<b>Subtotal</b>	<b>20,045</b>	<b>100.0%</b>	<b>586,757</b>	<b>0</b>	<b>586,757</b>	<b>30,907</b>	<b>617,664</b>
Direct Bills					0		0
<b>Total</b>					<b>\$586,757</b>		<b>\$617,664</b>

Basis Units: Number of Boxes per Dept  
Source:

**City of Long Beach, CA  
Full Cost Allocation Plan**

FY 2020-21  
1/26/2023

**Allocation Summary**

**Dept:5 CITY CLERK (11 1000)**

<b>Department</b>	<b>Council / Dept Support</b>	<b>Commission Support</b>	<b>Records Management</b>	<b>Elections</b>	<b>Total</b>
4 CITY AUDITOR (14 1000)	\$0	\$0	\$4,859	\$0	\$4,859
5 CITY CLERK (11 1000)	0	0	70,048	0	70,048
6 CITY MANAGER (20 1000)	0	0	5,494	0	5,494
7 CIVIL SERVICE (12 1000)	0	0	13,192	0	13,192
9 FIRE ADMIN (333301 1000)	0	0	248	0	248
10 FM ADMIN (222201 1000)	0	0	341	0	341
12 FM ACCTNG BUREAU - TIDELANDS	0	0	6,922	0	6,922
14 FM PURCHASING (222204 1000)	0	0	404	0	404
16 LEGISLATIVE (10 1000)	2,846,301	0	1,583	0	2,847,884
17 LAW (13 1000)	0	0	19,245	0	19,245
18 PUBLIC WORKS ADMINISTRATION (	0	0	13,037	0	13,037
19 PW ENGINEERING (303004 & 30300E	0	0	15,458	0	15,458
20 TECHNICAL SERVICES (23 6100)	0	0	621	0	621
35 15 1000	0	0	3,601	0	3,601
47 212101 6300	0	0	3,601	0	3,601
48 212101 6400	0	0	30,822	0	30,822
69 222203 1000	0	0	202,005	0	202,005
89 222205 1000	0	0	9,033	0	9,033
90 222206 1000	0	0	13,502	0	13,502
113 242401 7500	0	0	279	0	279
121 242402 2711	0	0	1,583	0	1,583
124 242402 5500 (CIP)	0	0	4,128	0	4,128
129 242403 7500	0	0	44,324	0	44,324
133 242404 7500	0	0	12,788	0	12,788
139 242405 7500	0	0	1,428	0	1,428
145 252502 1000	0	0	962	0	962
252 32 1000	0	0	97,712	0	97,712
316 343401 1000	0	0	186	0	186
361 353501 2200	0	0	7,418	0	7,418
386 353507 2760	0	0	745	0	745
439 383804 7000	0	0	24,614	0	24,614
459 505005 7900	0	0	5,494	0	5,494
514 All Other	0	0	1,987	0	1,987
<b>Total</b>	<b>\$2,846,301</b>	<b>\$0</b>	<b>\$617,664</b>	<b>\$0</b>	<b>\$3,463,966</b>

## CITY MANAGER (20 1000) Nature and Extent of Services

The City Manager is responsible for the administration of all City departments with the exception of elected and appointed officers and commission-governed departments. These costs are allocated to Receiving Departments, as follows:

**Council / Dept Support** - Costs associated with general and administrative duties of the office, have been allocated based on the actual number of work hours per Dept / Bureau / Fund. (13, 14, 15 @25% (discounted 75%), 12, 50, 60 @ 50%)

**Police Commission** - Costs associated with the civilian police commission have been allocated directly to the Police department.

**IGR & Arts** - Costs associated with intergovernmental relations and the arts grant program. These costs have not been allocated.

The chart on the following page illustrates the functions and measures used to allocate City Manager costs. The top tier shows the Central Service department, the second tier shows the functions developed, and the third tier shows the measures used to allocate costs citywide:

**City Manager**

**City Manager Expense – 20 1000**

**+**

**Inbound Allocated Indirect Cost**

Council Dept (Programs  
20001, 20002, 20010,  
20011)

Police Commission  
Index (Program  
20007)

IGR & Art Indices  
(Program 20003)

Allocation based on  
actual work hours

Excludes 75%  
of Labor Hours

Excludes 50%  
of Labor Hours

Depts /  
Funds

Elected  
Official  
Depts (13,  
14, 15)

Comm, Admin  
Dept/Funds  
(Harbor, Sewer,  
Civil Service,  
Water)

Police  
32 1000

Not further allocated  
to other departments

Not Distributed  
Direct Benefits to  
LB Citizens

**City of Long Beach, CA  
Full Cost Allocation Plan**

FY 2020-21  
1/26/2023

**A. Department Costs**

Dept:6 CITY MANAGER (20 1000)

Description		Amount	General Admin	Council / Dept Support	Police Commission	IGR & Arts
<b>Personnel Costs</b>						
Salaries	S1	3,766,616	0	3,100,884	349,828	315,904
<i>Salary % Split</i>			<i>.00%</i>	<i>82.33%</i>	<i>9.29%</i>	<i>8.39%</i>
Benefits	S	0	0	0	0	0
<b>Subtotal - Personnel Costs</b>		<b>3,766,616</b>	<b>0</b>	<b>3,100,884</b>	<b>349,828</b>	<b>315,904</b>
<b>Services &amp; Supplies Cost</b>						
Materials, Services & Supplies	P	471,174	0	321,685	76,656	72,833
Internal Support	P	451,708	0	422,771	26,542	2,395
<b>Subtotal - Services &amp; Supplies</b>		<b>922,882</b>	<b>0</b>	<b>744,456</b>	<b>103,198</b>	<b>75,228</b>
<b>Department Cost Total</b>		<b>4,689,498</b>	<b>0</b>	<b>3,845,340</b>	<b>453,026</b>	<b>391,132</b>
<b>Adjustments to Cost</b>						
<b>Subtotal - Adjustments</b>		<b>0</b>	<b>0</b>	<b>0</b>	<b>0</b>	<b>0</b>
<b>Total Costs After Adjustments</b>		<b>4,689,498</b>	<b>0</b>	<b>3,845,340</b>	<b>453,026</b>	<b>391,132</b>
General Admin Distribution			0	0	0	0
<b>Grand Total</b>		<b>\$4,689,498</b>		<b>\$3,845,340</b>	<b>\$453,026</b>	<b>\$391,132</b>
					not allocated	

**City of Long Beach, CA  
Full Cost Allocation Plan**

FY 2020-21  
1/26/2023

**B. Incoming Costs - (Default Spread Salary%)**

Dept:6 CITY MANAGER (20 1000)

Department	First Incoming	Second Incoming	Council / Dept Support	Police Commission	IGR & Arts
3 Civic Center	\$245,289	\$0	\$201,935	\$22,781	\$20,572
Subtotal - CIVIC CENTER AND ECOC	245,289	0	201,935	22,781	20,572
4 Audit Services	9,574	145	8,001	903	815
Subtotal - CITY AUDITOR (14 1000)	9,574	145	8,001	903	815
5 Records Management	5,181	313	4,523	510	461
Subtotal - CITY CLERK (11 1000)	5,181	313	4,523	510	461
6 Council / Dept Support	0	6,351	5,229	590	533
Subtotal - CITY MANAGER (20 1000)	0	6,351	5,229	590	533
8 Citywide Support	0	15,552	12,803	1,444	1,304
Subtotal - DISASTER PREPAREDNESS	0	15,552	12,803	1,444	1,304
11 General Accounting Citywide	0	10,177	8,378	945	854
11 Accounts Payable Citywide	0	1,001	824	93	84
Subtotal - FM ACCOUNTING BUREAU	0	11,178	9,203	1,038	938
13 Budget Admin	0	12,077	9,942	1,122	1,013
Subtotal - FM BUDGET MANAGEMENT	0	12,077	9,942	1,122	1,013
14 FM Purchasing	0	23,165	19,071	2,151	1,943
Subtotal - FM PURCHASING (222204)	0	23,165	19,071	2,151	1,943
15 Fleet Services	0	1,587	1,307	147	133
Subtotal - FM FLEET SERVICES BUREAU	0	1,587	1,307	147	133
16 Council Support	0	51,792	42,638	4,810	4,344
Subtotal - LEGISLATIVE (10 1000)	0	51,792	42,638	4,810	4,344
17 General Admin & Law	0	208,395	171,563	19,355	17,478
Subtotal - LAW (13 1000)	0	208,395	171,563	19,355	17,478
20 Technical Services	0	15,755	12,971	1,463	1,321
Subtotal - TECHNICAL SERVICES (23 1000)	0	15,755	12,971	1,463	1,321
<b>Total Incoming</b>	<b>260,044</b>	<b>346,312</b>	<b>499,185</b>	<b>56,316</b>	<b>50,855</b>
<b>C. Total Allocated</b>		<b>\$5,295,854</b>	<b>\$4,344,525</b>	<b>\$509,342</b>	<b>\$441,987</b>
			82.04%	9.62%	8.35%

**City of Long Beach, CA  
Full Cost Allocation Plan**

FY 2020-21  
1/26/2023

Council / Dept Support Allocations

Dept:6 CITY MANAGER (20 1000)

Department	Units	Allocation Percent	First Allocation	Direct Billed	Department Allocation	Second Allocation	Total
4 CITY AUDITOR (14 1000)	4,629.84	0.0%	\$1,906	\$0	\$1,906	\$0	\$1,906
5 CITY CLERK (11 1000)	24,882.93	0.0%	10,241	0	10,241	0	10,241
6 CITY MANAGER (20 1000)	15,432.15	0.0%	6,351	0	6,351	0	6,351
7 CIVIL SERVICE (12 1000)	13,940.78	0.0%	5,738	0	5,738	405	6,142
8 DISASTER PREPAREDNESS & EMEI	13,296.00	0.0%	5,472	0	5,472	386	5,858
9 FIRE ADMIN (333301 1000)	32,155.81	0.0%	13,234	0	13,234	934	14,168
10 FM ADMIN (222201 1000)	3,820.35	0.0%	1,572	0	1,572	111	1,683
12 FM ACCTNG BUREAU - TIDELANDS	3,736.07	0.0%	1,538	0	1,538	108	1,646
13 FM BUDGET MANAGEMENT (222202	4,360.25	0.0%	1,795	0	1,795	127	1,921
14 FM PURCHASING (222204 1000)	11,750.56	0.0%	4,836	0	4,836	341	5,177
15 FM FLEET SERVICES BUREAU (2222	161,081.26	2.0%	66,297	0	66,297	4,677	70,974
16 LEGISLATIVE (10 1000)	85,065.29	1.0%	35,011	0	35,011	2,470	37,481
17 LAW (13 1000)	17,130.47	0.0%	7,050	0	7,050	497	7,548
18 PUBLIC WORKS ADMINISTRATION (	34,116.84	0.0%	14,042	0	14,042	991	15,032
19 PW ENGINEERING (303004 & 30300	55,703.60	1.0%	22,926	0	22,926	1,618	24,544
20 TECHNICAL SERVICES (23 6100)	352,239.64	4.0%	144,972	0	144,972	10,228	155,201
24 111104 1000	2,992.64	0.0%	1,232	0	1,232	87	1,319
29 12 6400	322.84	0.0%	133	0	133	9	142
30 131302 6400	3,030.54	0.0%	1,247	0	1,247	88	1,335
31 131303 6300	40,581.17	0.0%	16,702	0	16,702	1,178	17,881
32 131303 6350	31,773.53	0.0%	13,077	0	13,077	923	14,000
33 14 6400	2,389.53	0.0%	983	0	983	69	1,053
34 14 7600	2,687.15	0.0%	1,106	0	1,106	78	1,184
35 15 1000	15,299.43	0.0%	6,297	0	6,297	444	6,741
36 15 1010	91.00	0.0%	37	0	37	3	40
37 15 1030	74.20	0.0%	31	0	31	2	33
38 15 2010	645.60	0.0%	266	0	266	19	284
39 15 2025	1,604.35	0.0%	660	0	660	47	707
42 20 2400	30,161.26	0.0%	12,414	0	12,414	876	13,289
47 212101 6300	1,831.86	0.0%	754	0	754	53	807
48 212101 6400	4,044.94	0.0%	1,665	0	1,665	117	1,782
50 212102 6120 (CIP)	4,459.26	0.0%	1,835	0	1,835	129	1,965
52 212102 6400	28,600.72	0.0%	11,771	0	11,771	831	12,602
53 212103 6400	9,138.23	0.0%	3,761	0	3,761	265	4,026
55 212104 6300	23,766.13	0.0%	9,782	0	9,782	690	10,472
56 212104 6350	3,389.64	0.0%	1,395	0	1,395	98	1,494
57 212105 1000	252.60	0.0%	104	0	104	7	111
63 222201 6100	716.00	0.0%	295	0	295	21	315
64 222201 6400	898.30	0.0%	370	0	370	26	396
67 222202 6400	5,464.61	0.0%	2,249	0	2,249	159	2,408
68 222202 7600	1,041.96	0.0%	429	0	429	30	459
69 222203 1000	7,765.86	0.0%	3,196	0	3,196	226	3,422

**City of Long Beach, CA  
Full Cost Allocation Plan**

FY 2020-21  
1/26/2023

Council / Dept Support Allocations

Dept:6 CITY MANAGER (20 1000)

Department	Units	Allocation Percent	First Allocation	Direct Billed	Department Allocation	Second Allocation	Total
70 222203 2200	319.42	0.0%	\$131	\$0	\$131	\$9	\$141
73 222203 2710	478.39	0.0%	197	0	197	14	211
77 222203 2761	260.79	0.0%	107	0	107	8	115
80 222203 6100	3,556.08	0.0%	1,464	0	1,464	103	1,567
81 222203 6300	396.76	0.0%	163	0	163	12	175
82 222203 6400	9,885.38	0.0%	4,069	0	4,069	287	4,356
84 222203 7700	243.78	0.0%	100	0	100	7	107
89 222205 1000	3,022.88	0.0%	1,244	0	1,244	88	1,332
90 222206 1000	17,206.85	0.0%	7,082	0	7,082	500	7,582
100 222208 6230	19,160.46	0.0%	7,886	0	7,886	556	8,442
101 222208 7550	52,783.59	1.0%	21,724	0	21,724	1,533	23,257
103 232302 6120 (CIP)	11,472.80	0.0%	4,722	0	4,722	333	5,055
106 242401 1000	6,699.04	0.0%	2,757	0	2,757	195	2,952
116 242402 1000	1,233.71	0.0%	508	0	508	36	544
118 242402 2501	7,138.80	0.0%	2,938	0	2,938	207	3,145
119 242402 2550	573.30	0.0%	236	0	236	17	253
121 242402 2711	33,441.49	0.0%	13,764	0	13,764	971	14,735
122 242402 2713	4,290.80	0.0%	1,766	0	1,766	125	1,891
125 242402 5501 (CIP)	612.40	0.0%	252	0	252	18	270
129 242403 7500	45,777.54	0.0%	18,841	0	18,841	1,329	20,170
133 242404 7500	112,005.03	1.0%	46,098	0	46,098	3,252	49,351
136 242405 1000	51,094.17	1.0%	21,029	0	21,029	1,484	22,513
138 242405 2711	5,477.03	0.0%	2,254	0	2,254	159	2,413
139 242405 7500	2,813.00	0.0%	1,158	0	1,158	82	1,239
140 252501 1000	9,711.40	0.0%	3,997	0	3,997	282	4,279
141 252501 2710	64.26	0.0%	26	0	26	2	28
142 252501 6000	267.88	0.0%	110	0	110	8	118
143 252501 7600	1,630.42	0.0%	671	0	671	47	718
145 252502 1000	7,508.96	0.0%	3,090	0	3,090	218	3,309
147 252502 2650	624.20	0.0%	257	0	257	18	275
148 252503 1000	7,302.47	0.0%	3,006	0	3,006	212	3,218
151 252503 7600	4,711.59	0.0%	1,939	0	1,939	137	2,076
153 252503 7700	166.32	0.0%	68	0	68	5	73
156 252504 1000	1,741.18	0.0%	717	0	717	51	767
157 252504 2710	77,938.76	1.0%	32,078	0	32,078	2,263	34,341
169 303003 6000	551.92	0.0%	227	0	227	16	243
170 303003 7600	40.40	0.0%	17	0	17	1	18
171 303003 7631	895.54	0.0%	369	0	369	26	395
176 303004 5418 (CIP)	7,149.20	0.0%	2,942	0	2,942	208	3,150
178 303004 7600	1,627.40	0.0%	670	0	670	47	717
179 303005 1000	112,995.11	1.0%	46,506	0	46,506	3,281	49,787
181 303005 7300	252,857.57	3.0%	104,069	0	104,069	7,342	111,412

**City of Long Beach, CA  
Full Cost Allocation Plan**

FY 2020-21  
1/26/2023

Council / Dept Support Allocations

Dept:6 CITY MANAGER (20 1000)

Department	Units	Allocation Percent	First Allocation	Direct Billed	Department Allocation	Second Allocation	Total
183 303005 7600	423.80	0.0%	\$174	\$0	\$174	\$12	\$187
184 303006 1000	241,222.09	2.0%	99,281	0	99,281	7,005	106,285
188 303006 6000	2,162.80	0.0%	890	0	890	63	953
190 303006 7600	420.00	0.0%	173	0	173	12	185
191 303006 7631	707.45	0.0%	291	0	291	21	312
201 303007 5020 (CIP)	77,286.69	1.0%	31,809	0	31,809	2,244	34,053
212 303007 5417 (CIP)	89.60	0.0%	37	0	37	3	39
216 303007 6020 (CIP)	3,748.20	0.0%	1,543	0	1,543	109	1,651
225 303007 7620 (CIP)	3,153.88	0.0%	1,298	0	1,298	92	1,390
227 303007 7720 (CIP)	32.00	0.0%	13	0	13	1	14
251 313103 1000	157,265.98	2.0%	64,726	0	64,726	4,567	69,293
253 323201 1000	149,774.64	2.0%	61,643	0	61,643	4,349	65,992
260 323201 2020	10.00	0.0%	4	0	4	0	4
266 323202 1000	40,486.52	0.0%	16,663	0	16,663	1,176	17,839
268 323203 1000	59,991.40	1.0%	24,691	0	24,691	1,742	26,433
271 323203 2020	11,204.15	0.0%	4,611	0	4,611	325	4,937
275 323204 1000	425,532.30	4.0%	175,138	0	175,138	12,357	187,494
280 323205 1000	954,842.34	10.0%	392,988	0	392,988	27,727	420,714
282 323205 1030	329.80	0.0%	136	0	136	10	145
287 323205 7600	6,713.96	0.0%	2,763	0	2,763	195	2,958
289 323206 1000	364,667.97	4.0%	150,088	0	150,088	10,589	160,677
295 323206 7600	63,268.45	1.0%	26,040	0	26,040	1,837	27,877
296 323206 7700	19,572.47	0.0%	8,056	0	8,056	568	8,624
300 333302 1000	1,308,000.09	13.0%	538,338	0	538,338	37,982	576,320
307 333302 7600	112,715.21	1.0%	46,391	0	46,391	3,273	49,664
308 333302 7700	15,091.00	0.0%	6,211	0	6,211	438	6,649
309 333303 1000	59,557.95	1.0%	24,512	0	24,512	1,729	26,242
312 333303 2300	10,992.70	0.0%	4,524	0	4,524	319	4,844
313 333303 7600	1,351.30	0.0%	556	0	556	39	595
314 333304 1000	69,268.54	1.0%	28,509	0	28,509	2,011	30,520
315 333304 2030	2,344.10	0.0%	965	0	965	68	1,033
316 343401 1000	2,629.90	0.0%	1,082	0	1,082	76	1,159
317 343401 7600	635.73	0.0%	262	0	262	18	280
318 343401 7700	630.88	0.0%	260	0	260	18	278
319 343402 1000	284,231.88	3.0%	116,982	0	116,982	8,254	125,236
320 343402 2015	66,455.83	1.0%	27,351	0	27,351	1,930	29,281
321 343402 2400	1,264.80	0.0%	521	0	521	37	557
323 343402 7600	24,319.85	0.0%	10,009	0	10,009	706	10,716
325 343403 1000	79,968.18	1.0%	32,913	0	32,913	2,322	35,235
332 343403 7600	746.90	0.0%	307	0	307	22	329
333 343403 7700	702.70	0.0%	289	0	289	20	310
336 343404 7600	35,389.43	0.0%	14,565	0	14,565	1,028	15,593

**City of Long Beach, CA  
Full Cost Allocation Plan**

FY 2020-21  
1/26/2023

Council / Dept Support Allocations

Dept:6 CITY MANAGER (20 1000)

Department	Units	Allocation Percent	First Allocation	Direct Billed	Department Allocation	Second Allocation	Total
340 343404 7700	46,150.34	0.0%	\$18,994	\$0	\$18,994	\$1,340	\$20,334
343 343405 1000	85,270.16	1.0%	35,095	0	35,095	2,476	37,571
345 343405 7600	561.53	0.0%	231	0	231	16	247
346 343406 1000	27,165.72	0.0%	11,181	0	11,181	789	11,970
350 343406 2400	516.72	0.0%	213	0	213	15	228
356 343406 7600	3,926.62	0.0%	1,616	0	1,616	114	1,730
357 343406 7700	4,141.79	0.0%	1,705	0	1,705	120	1,825
361 353501 2200	4,744.32	0.0%	1,953	0	1,953	138	2,090
362 353501 2210	66.90	0.0%	28	0	28	2	29
364 353502 1000	846.60	0.0%	348	0	348	25	373
365 353502 2200	15,711.93	0.0%	6,467	0	6,467	456	6,923
366 353502 2210	124,072.41	1.0%	51,065	0	51,065	3,603	54,668
376 353505 2200	55,640.26	1.0%	22,900	0	22,900	1,616	24,516
377 353505 2210	44,991.76	0.0%	18,517	0	18,517	1,306	19,824
379 353506 1000	47.20	0.0%	19	0	19	1	21
382 353507 1000	12,664.55	0.0%	5,212	0	5,212	368	5,580
384 353507 2200	6,711.75	0.0%	2,762	0	2,762	195	2,957
385 353507 2210	72,108.85	1.0%	29,678	0	29,678	2,094	31,772
387 353508 1000	1,052.30	0.0%	433	0	433	31	464
389 353508 2200	87,836.59	1.0%	36,151	0	36,151	2,551	38,702
390 353508 2210	13,181.65	0.0%	5,425	0	5,425	383	5,808
391 353508 2300	8,294.19	0.0%	3,414	0	3,414	241	3,655
392 353508 2310	8.00	0.0%	3	0	3	0	4
393 353509 1000	6,904.60	0.0%	2,842	0	2,842	200	3,042
394 353509 2200	54,432.45	1.0%	22,403	0	22,403	1,581	23,984
395 353509 2210	112.20	0.0%	46	0	46	3	49
398 353510 2760	15,785.50	0.0%	6,497	0	6,497	458	6,955
399 353510 2761	56,322.48	1.0%	23,181	0	23,181	1,635	24,816
400 353511 1000	18,604.31	0.0%	7,657	0	7,657	540	8,197
402 353511 2200	43,325.70	0.0%	17,832	0	17,832	1,258	19,090
403 353511 2210	260,074.23	3.0%	107,040	0	107,040	7,552	114,592
407 363601 1000	21,380.25	0.0%	8,800	0	8,800	621	9,420
408 363602 1000	55,437.12	1.0%	22,816	0	22,816	1,610	24,426
409 363602 2040	5,861.40	0.0%	2,412	0	2,412	170	2,583
411 363603 1000	82,341.87	1.0%	33,890	0	33,890	2,391	36,281
412 363603 2040	788.40	0.0%	324	0	324	23	347
415 363604 1000	14,509.90	0.0%	5,972	0	5,972	421	6,393
417 373701 5020 (CIP)	9,182.87	0.0%	3,779	0	3,779	267	4,046
418 373701 7400	112,576.11	1.0%	46,333	0	46,333	3,269	49,602
422 373701 7420 (CIP)	386.10	0.0%	159	0	159	11	170
424 373702 7400	51,038.71	1.0%	21,006	0	21,006	1,482	22,488
430 383801 7000	1,706.80	0.0%	702	0	702	50	752

**City of Long Beach, CA  
Full Cost Allocation Plan**

FY 2020-21  
1/26/2023

Council / Dept Support Allocations

Dept:6 CITY MANAGER (20 1000)

Department	Units	Allocation Percent	First Allocation	Direct Billed	Department Allocation	Second Allocation	Total
431 383801 7800	851.90	0.0%	\$351	\$0	\$351	\$25	\$375
432 383802 7000	71,257.63	1.0%	29,328	0	29,328	2,069	31,397
435 383802 7800	4,900.63	0.0%	2,017	0	2,017	142	2,159
436 383803 7000	102,732.46	1.0%	42,282	0	42,282	2,983	45,265
437 383803 7020 (CIP)	10,173.37	0.0%	4,187	0	4,187	295	4,483
440 383804 7800	11,483.98	0.0%	4,726	0	4,726	333	5,060
441 383805 7350	4,389.95	0.0%	1,807	0	1,807	127	1,934
442 383806 7000	120,399.72	1.0%	49,553	0	49,553	3,496	53,049
443 383806 7020 (CIP)	74,815.64	1.0%	30,792	0	30,792	2,173	32,965
448 505001 7900	55,019.60	1.0%	22,645	0	22,645	1,598	24,242
449 505001 7920	8.00	0.0%	3	0	3	0	4
450 505002 7900	116,256.64	1.0%	47,848	0	47,848	3,376	51,224
452 505002 7920	36.35	0.0%	15	0	15	1	16
453 505003 7900	203,696.76	2.0%	83,836	0	83,836	5,915	89,751
454 505003 7910	6.20	0.0%	3	0	3	0	3
455 505003 7920	101,669.22	1.0%	41,844	0	41,844	2,952	44,797
456 505004 7900	27,844.05	0.0%	11,460	0	11,460	809	12,268
457 505004 7910	233.20	0.0%	96	0	96	7	103
458 505004 7920	3,866.35	0.0%	1,591	0	1,591	112	1,704
459 505005 7900	69,092.36	1.0%	28,437	0	28,437	2,006	30,443
462 505005 7920	1,529.10	0.0%	629	0	629	44	674
482 606001 7100	8,340.10	0.0%	3,433	0	3,433	242	3,675
483 606002 7100	186.90	0.0%	77	0	77	5	82
485 606003 7100	45,210.95	0.0%	18,608	0	18,608	1,313	19,920
487 606004 7100	17,190.05	0.0%	7,075	0	7,075	499	7,574
490 606004 7120	3,072.48	0.0%	1,265	0	1,265	89	1,354
495 606005 7100	3,855.20	0.0%	1,587	0	1,587	112	1,699
496 606006 7100	39,311.66	0.0%	16,180	0	16,180	1,142	17,321
497 606006 7120	16,364.35	0.0%	6,735	0	6,735	475	7,210
499 606006 7200	7,456.55	0.0%	3,069	0	3,069	217	3,285
500 606006 7220	7,210.83	0.0%	2,968	0	2,968	209	3,177
501 606007 7100	97,246.07	1.0%	40,024	0	40,024	2,824	42,848
503 606007 7120	4,450.30	0.0%	1,832	0	1,832	129	1,961
504 606007 7200	25,789.07	0.0%	10,614	0	10,614	749	11,363
505 606007 7220	3.00	0.0%	1	0	1	0	1
506 606008 7100	10,379.65	0.0%	4,272	0	4,272	301	4,573
509 606009 7100	236,728.12	2.0%	97,431	0	97,431	6,874	104,305
510 606009 7120	49,998.82	1.0%	20,578	0	20,578	1,452	22,030
512 606009 7200	57,092.88	1.0%	23,498	0	23,498	1,658	25,156
513 606009 7220	11,456.64	0.0%	4,715	0	4,715	333	5,048
514 All Other	196,501.98	2.0%	80,875	0	80,875	5,706	86,581
515 303011 1000	19,384.08	0.0%	7,978	0	7,978	563	8,541

**City of Long Beach, CA  
Full Cost Allocation Plan**

FY 2020-21  
1/26/2023

**Council / Dept Support Allocations**

Dept:6 CITY MANAGER (20 1000)

Department	Units	Allocation Percent	First Allocation	Direct Billed	Department Allocation	Second Allocation	Total
517 303011 6000	980.96	0.0%	\$404	\$0	\$404	\$28	\$432
518 303011 7600	2,033.70	0.0%	837	0	837	59	896
519 303011 7630	805.70	0.0%	332	0	332	23	355
520 303011 7631	1,676.46	0.0%	690	0	690	49	739
527 20 7600	415.00	0.0%	171	0	171	12	183
<b>Subtotal</b>	<b>9,863,184.39</b>	<b>100.0%</b>	<b>4,059,422</b>	<b>0</b>	<b>4,059,422</b>	<b>285,103</b>	<b>4,344,525</b>
Direct Bills					0		0
<b>Total</b>					<b>\$4,059,422</b>		<b>\$4,344,525</b>

Basis Units: Number of Work Hours per Department (13, 14, 15 @25% (discounted 75%), 12, 50, 60 @ 50%)

Source:

**City of Long Beach, CA  
Full Cost Allocation Plan**

FY 2020-21  
1/26/2023

**Police Commission Allocations**

Dept:6 CITY MANAGER (20 1000)

Department	Units	Allocation Percent	First Allocation	Direct Billed	Department Allocation	Second Allocation	Total
252 32 1000	100	100.0%	\$477,178	\$0	\$477,178	\$32,164	\$509,342
<b>Subtotal</b>	100	100.0%	477,178	0	477,178	32,164	509,342
Direct Bills					0		0
<b>Total</b>					<b>\$477,178</b>		<b>\$509,342</b>

Basis Units: Direct allocation to Police  
Source:

**City of Long Beach, CA  
Full Cost Allocation Plan**

FY 2020-21  
1/26/2023

**Allocation Summary**

Dept:6 CITY MANAGER (20 1000)

Department	Council / Dept Support	Police Commission	IGR & Arts	Total
4 CITY AUDITOR (14 1000)	\$1,906	\$0	\$0	\$1,906
5 CITY CLERK (11 1000)	10,241	0	0	10,241
6 CITY MANAGER (20 1000)	6,351	0	0	6,351
7 CIVIL SERVICE (12 1000)	6,142	0	0	6,142
8 DISASTER PREPAREDNESS & EMEI	5,858	0	0	5,858
9 FIRE ADMIN (333301 1000)	14,168	0	0	14,168
10 FM ADMIN (222201 1000)	1,683	0	0	1,683
12 FM ACCTNG BUREAU - TIDELANDS	1,646	0	0	1,646
13 FM BUDGET MANAGEMENT (222202	1,921	0	0	1,921
14 FM PURCHASING (222204 1000)	5,177	0	0	5,177
15 FM FLEET SERVICES BUREAU (2222	70,974	0	0	70,974
16 LEGISLATIVE (10 1000)	37,481	0	0	37,481
17 LAW (13 1000)	7,548	0	0	7,548
18 PUBLIC WORKS ADMINISTRATION (	15,032	0	0	15,032
19 PW ENGINEERING (303004 & 303008	24,544	0	0	24,544
20 TECHNICAL SERVICES (23 6100)	155,201	0	0	155,201
24 111104 1000	1,319	0	0	1,319
29 12 6400	142	0	0	142
30 131302 6400	1,335	0	0	1,335
31 131303 6300	17,881	0	0	17,881
32 131303 6350	14,000	0	0	14,000
33 14 6400	1,053	0	0	1,053
34 14 7600	1,184	0	0	1,184
35 15 1000	6,741	0	0	6,741
36 15 1010	40	0	0	40
37 15 1030	33	0	0	33
38 15 2010	284	0	0	284
39 15 2025	707	0	0	707
42 20 2400	13,289	0	0	13,289
47 212101 6300	807	0	0	807
48 212101 6400	1,782	0	0	1,782
50 212102 6120 (CIP)	1,965	0	0	1,965
52 212102 6400	12,602	0	0	12,602
53 212103 6400	4,026	0	0	4,026
55 212104 6300	10,472	0	0	10,472
56 212104 6350	1,494	0	0	1,494
57 212105 1000	111	0	0	111
63 222201 6100	315	0	0	315
64 222201 6400	396	0	0	396
67 222202 6400	2,408	0	0	2,408
68 222202 7600	459	0	0	459

**City of Long Beach, CA  
Full Cost Allocation Plan**

FY 2020-21  
1/26/2023

**Allocation Summary**

Dept:6 CITY MANAGER (20 1000)

Department	Council / Dept Support	Police Commission	IGR & Arts	Total
69 222203 1000	\$3,422	\$0	\$0	\$3,422
70 222203 2200	141	0	0	141
73 222203 2710	211	0	0	211
77 222203 2761	115	0	0	115
80 222203 6100	1,567	0	0	1,567
81 222203 6300	175	0	0	175
82 222203 6400	4,356	0	0	4,356
84 222203 7700	107	0	0	107
89 222205 1000	1,332	0	0	1,332
90 222206 1000	7,582	0	0	7,582
100 222208 6230	8,442	0	0	8,442
101 222208 7550	23,257	0	0	23,257
103 232302 6120 (CIP)	5,055	0	0	5,055
106 242401 1000	2,952	0	0	2,952
116 242402 1000	544	0	0	544
118 242402 2501	3,145	0	0	3,145
119 242402 2550	253	0	0	253
121 242402 2711	14,735	0	0	14,735
122 242402 2713	1,891	0	0	1,891
125 242402 5501 (CIP)	270	0	0	270
129 242403 7500	20,170	0	0	20,170
133 242404 7500	49,351	0	0	49,351
136 242405 1000	22,513	0	0	22,513
138 242405 2711	2,413	0	0	2,413
139 242405 7500	1,239	0	0	1,239
140 252501 1000	4,279	0	0	4,279
141 252501 2710	28	0	0	28
142 252501 6000	118	0	0	118
143 252501 7600	718	0	0	718
145 252502 1000	3,309	0	0	3,309
147 252502 2650	275	0	0	275
148 252503 1000	3,218	0	0	3,218
151 252503 7600	2,076	0	0	2,076
153 252503 7700	73	0	0	73
156 252504 1000	767	0	0	767
157 252504 2710	34,341	0	0	34,341
169 303003 6000	243	0	0	243
170 303003 7600	18	0	0	18
171 303003 7631	395	0	0	395
176 303004 5418 (CIP)	3,150	0	0	3,150
178 303004 7600	717	0	0	717

**City of Long Beach, CA  
Full Cost Allocation Plan**

FY 2020-21  
1/26/2023

**Allocation Summary**

Dept:6 CITY MANAGER (20 1000)

Department	Council / Dept Support	Police Commission	IGR & Arts	Total
179 303005 1000	\$49,787	\$0	\$0	\$49,787
181 303005 7300	111,412	0	0	111,412
183 303005 7600	187	0	0	187
184 303006 1000	106,285	0	0	106,285
188 303006 6000	953	0	0	953
190 303006 7600	185	0	0	185
191 303006 7631	312	0	0	312
201 303007 5020 (CIP)	34,053	0	0	34,053
212 303007 5417 (CIP)	39	0	0	39
216 303007 6020 (CIP)	1,651	0	0	1,651
225 303007 7620 (CIP)	1,390	0	0	1,390
227 303007 7720 (CIP)	14	0	0	14
251 313103 1000	69,293	0	0	69,293
252 32 1000	0	509,342	0	509,342
253 323201 1000	65,992	0	0	65,992
260 323201 2020	4	0	0	4
266 323202 1000	17,839	0	0	17,839
268 323203 1000	26,433	0	0	26,433
271 323203 2020	4,937	0	0	4,937
275 323204 1000	187,494	0	0	187,494
280 323205 1000	420,714	0	0	420,714
282 323205 1030	145	0	0	145
287 323205 7600	2,958	0	0	2,958
289 323206 1000	160,677	0	0	160,677
295 323206 7600	27,877	0	0	27,877
296 323206 7700	8,624	0	0	8,624
300 333302 1000	576,320	0	0	576,320
307 333302 7600	49,664	0	0	49,664
308 333302 7700	6,649	0	0	6,649
309 333303 1000	26,242	0	0	26,242
312 333303 2300	4,844	0	0	4,844
313 333303 7600	595	0	0	595
314 333304 1000	30,520	0	0	30,520
315 333304 2030	1,033	0	0	1,033
316 343401 1000	1,159	0	0	1,159
317 343401 7600	280	0	0	280
318 343401 7700	278	0	0	278
319 343402 1000	125,236	0	0	125,236
320 343402 2015	29,281	0	0	29,281
321 343402 2400	557	0	0	557
323 343402 7600	10,716	0	0	10,716

**City of Long Beach, CA  
Full Cost Allocation Plan**

FY 2020-21  
1/26/2023

**Allocation Summary**

Dept:6 CITY MANAGER (20 1000)

Department	Council / Dept Support	Police Commission	IGR & Arts	Total
325 343403 1000	\$35,235	\$0	\$0	\$35,235
332 343403 7600	329	0	0	329
333 343403 7700	310	0	0	310
336 343404 7600	15,593	0	0	15,593
340 343404 7700	20,334	0	0	20,334
343 343405 1000	37,571	0	0	37,571
345 343405 7600	247	0	0	247
346 343406 1000	11,970	0	0	11,970
350 343406 2400	228	0	0	228
356 343406 7600	1,730	0	0	1,730
357 343406 7700	1,825	0	0	1,825
361 353501 2200	2,090	0	0	2,090
362 353501 2210	29	0	0	29
364 353502 1000	373	0	0	373
365 353502 2200	6,923	0	0	6,923
366 353502 2210	54,668	0	0	54,668
376 353505 2200	24,516	0	0	24,516
377 353505 2210	19,824	0	0	19,824
379 353506 1000	21	0	0	21
382 353507 1000	5,580	0	0	5,580
384 353507 2200	2,957	0	0	2,957
385 353507 2210	31,772	0	0	31,772
387 353508 1000	464	0	0	464
389 353508 2200	38,702	0	0	38,702
390 353508 2210	5,808	0	0	5,808
391 353508 2300	3,655	0	0	3,655
392 353508 2310	4	0	0	4
393 353509 1000	3,042	0	0	3,042
394 353509 2200	23,984	0	0	23,984
395 353509 2210	49	0	0	49
398 353510 2760	6,955	0	0	6,955
399 353510 2761	24,816	0	0	24,816
400 353511 1000	8,197	0	0	8,197
402 353511 2200	19,090	0	0	19,090
403 353511 2210	114,592	0	0	114,592
407 363601 1000	9,420	0	0	9,420
408 363602 1000	24,426	0	0	24,426
409 363602 2040	2,583	0	0	2,583
411 363603 1000	36,281	0	0	36,281
412 363603 2040	347	0	0	347
415 363604 1000	6,393	0	0	6,393

**City of Long Beach, CA  
Full Cost Allocation Plan**

FY 2020-21  
1/26/2023

**Allocation Summary**

Dept:6 CITY MANAGER (20 1000)

Department	Council / Dept Support	Police Commission	IGR & Arts	Total
417 373701 5020 (CIP)	\$4,046	\$0	\$0	\$4,046
418 373701 7400	49,602	0	0	49,602
422 373701 7420 (CIP)	170	0	0	170
424 373702 7400	22,488	0	0	22,488
430 383801 7000	752	0	0	752
431 383801 7800	375	0	0	375
432 383802 7000	31,397	0	0	31,397
435 383802 7800	2,159	0	0	2,159
436 383803 7000	45,265	0	0	45,265
437 383803 7020 (CIP)	4,483	0	0	4,483
440 383804 7800	5,060	0	0	5,060
441 383805 7350	1,934	0	0	1,934
442 383806 7000	53,049	0	0	53,049
443 383806 7020 (CIP)	32,965	0	0	32,965
448 505001 7900	24,242	0	0	24,242
449 505001 7920	4	0	0	4
450 505002 7900	51,224	0	0	51,224
452 505002 7920	16	0	0	16
453 505003 7900	89,751	0	0	89,751
454 505003 7910	3	0	0	3
455 505003 7920	44,797	0	0	44,797
456 505004 7900	12,268	0	0	12,268
457 505004 7910	103	0	0	103
458 505004 7920	1,704	0	0	1,704
459 505005 7900	30,443	0	0	30,443
462 505005 7920	674	0	0	674
482 606001 7100	3,675	0	0	3,675
483 606002 7100	82	0	0	82
485 606003 7100	19,920	0	0	19,920
487 606004 7100	7,574	0	0	7,574
490 606004 7120	1,354	0	0	1,354
495 606005 7100	1,699	0	0	1,699
496 606006 7100	17,321	0	0	17,321
497 606006 7120	7,210	0	0	7,210
499 606006 7200	3,285	0	0	3,285
500 606006 7220	3,177	0	0	3,177
501 606007 7100	42,848	0	0	42,848
503 606007 7120	1,961	0	0	1,961
504 606007 7200	11,363	0	0	11,363
505 606007 7220	1	0	0	1
506 606008 7100	4,573	0	0	4,573

**City of Long Beach, CA  
Full Cost Allocation Plan**

FY 2020-21  
1/26/2023

**Allocation Summary**

Dept:6 CITY MANAGER (20 1000)

<b>Department</b>	<b>Council / Dept Support</b>	<b>Police Commission</b>	<b>IGR &amp; Arts</b>	<b>Total</b>
509 606009 7100	\$104,305	\$0	\$0	\$104,305
510 606009 7120	22,030	0	0	22,030
512 606009 7200	25,156	0	0	25,156
513 606009 7220	5,048	0	0	5,048
514 All Other	86,581	0	0	86,581
515 303011 1000	8,541	0	0	8,541
517 303011 6000	432	0	0	432
518 303011 7600	896	0	0	896
519 303011 7630	355	0	0	355
520 303011 7631	739	0	0	739
527 20 7600	183	0	0	183
<b>Total</b>	<b>\$4,344,525</b>	<b>\$509,342</b>	<b>\$0</b>	<b>\$4,853,867</b>

## CIVIL SERVICE (12 1000) Nature and Extent of Services

The Civil Service Department conducts the recruitment, examination and certification of applicants for positions in the classified service of employment. The department administers an independent review and hearing procedures for classified city employees affected by either disciplinary decisions and / or adverse public safety disability retirement decisions. These costs are allocated to Receiving Departments, as follows:

**Administration & Support Services** - Costs associated with departmental overhead, policy review and general record keeping have been allocated based on Classified Employees per Dept / Bureau / Fund (Excl. 10, 11, 13, 14, 15 & 20).

The chart on the following page illustrates the functions and measures used to allocate Civil Service costs. The top tier shows the Central Service department, the second tier shows the functions developed, and the third tier shows the measures used to allocate costs citywide:

**Civil Service**

**Civil Service Expense – 120000 1000**

**+**

**Inbound Allocated Indirect Cost**

Allocation based on budgeted FTEs for  
Classified Employees only  
Excludes Depts 14, 20, 15, 11, 13, & 10  
(per City Charter Section 1100)

Depts / Funds

**City of Long Beach, CA  
Full Cost Allocation Plan**

FY 2020-21  
1/26/2023

**A. Department Costs**

**Dept:7 CIVIL SERVICE (12 1000)**

Description		Amount	General Admin	Admin & Support Services
<b>Personnel Costs</b>				
Salaries	S1	2,801,802	0	2,801,802
<i>Salary % Split</i>			<i>.00%</i>	<i>100.00%</i>
Benefits	S	0	0	0
<b>Subtotal - Personnel Costs</b>		<b>2,801,802</b>	<b>0</b>	<b>2,801,802</b>
<b>Services &amp; Supplies Cost</b>				
Materials, Services & Supplies	S	171,853	0	171,853
Internal Support	S	253,223	0	253,223
<b>Subtotal - Services &amp; Supplies</b>		<b>425,076</b>	<b>0</b>	<b>425,076</b>
<b>Department Cost Total</b>		<b>3,226,878</b>	<b>0</b>	<b>3,226,878</b>
<b>Adjustments to Cost</b>				
<b>Subtotal - Adjustments</b>		<b>0</b>	<b>0</b>	<b>0</b>
<b>Total Costs After Adjustments</b>		<b>3,226,878</b>	<b>0</b>	<b>3,226,878</b>
General Admin Distribution			0	0
<b>Grand Total</b>		<b>\$3,226,878</b>		<b>\$3,226,878</b>

**City of Long Beach, CA  
Full Cost Allocation Plan**

FY 2020-21  
1/26/2023

**B. Incoming Costs - (Default Spread Salary%)**

**Dept:7 CIVIL SERVICE (12 1000)**

<b>Department</b>	<b>First Incoming</b>	<b>Second Incoming</b>	<b>Admin &amp; Support Services</b>
3 Civic Center	\$175,324	\$0	\$175,324
Subtotal - CIVIC CENTER AND ECOC	175,324	0	175,324
4 Audit Services	3,127	47	3,174
Subtotal - CITY AUDITOR (14 1000)	3,127	47	3,174
5 Records Management	12,441	751	13,192
Subtotal - CITY CLERK (11 1000)	12,441	751	13,192
6 Council / Dept Support	5,738	405	6,142
Subtotal - CITY MANAGER (20 1000)	5,738	405	6,142
7 Admin & Support Services	0	10,559	10,559
Subtotal - CIVIL SERVICE (12 1000)	0	10,559	10,559
8 Citywide Support	0	8,962	8,962
Subtotal - DISASTER PREPAREDNESS	0	8,962	8,962
11 General Accounting Citywide	0	6,440	6,440
11 Accounts Payable Citywide	0	265	265
Subtotal - FM ACCOUNTING BUREAU	0	6,705	6,705
13 Budget Admin	0	5,773	5,773
Subtotal - FM BUDGET MANAGEMENT	0	5,773	5,773
14 FM Purchasing	0	4,977	4,977
Subtotal - FM PURCHASING (222204)	0	4,977	4,977
16 Council Support	0	18,567	18,567
Subtotal - LEGISLATIVE (10 1000)	0	18,567	18,567
17 General Admin & Law	0	13,959	13,959
Subtotal - LAW (13 1000)	0	13,959	13,959
20 Technical Services	0	6,677	6,677
Subtotal - TECHNICAL SERVICES (23	0	6,677	6,677
<b>Total Incoming</b>	<b>196,629</b>	<b>77,381</b>	<b>274,011</b>
<b>C. Total Allocated</b>		<b>\$3,500,889</b>	<b>\$3,500,889</b>
		100.00%	

City of Long Beach, CA  
Full Cost Allocation Plan

FY 2020-21  
1/26/2023

Admin & Support Services Allocations

Dept:7 CIVIL SERVICE (12 1000)

Department	Units	Allocation Percent	First Allocation	Direct Billed	Department Allocation	Second Allocation	Total
7 CIVIL SERVICE (12 1000)	13.00	0.0%	\$10,559	\$0	\$10,559	\$0	\$10,559
8 DISASTER PREPAREDNESS & EMEI	3.00	0.0%	2,437	0	2,437	55	2,492
9 FIRE ADMIN (333301 1000)	9.50	0.0%	7,716	0	7,716	175	7,891
10 FM ADMIN (222201 1000)	4.50	0.0%	3,655	0	3,655	83	3,738
12 FM ACCTNG BUREAU - TIDELANDS	1.75	0.0%	1,421	0	1,421	32	1,454
13 FM BUDGET MANAGEMENT (222202	5.57	0.0%	4,524	0	4,524	103	4,627
14 FM PURCHASING (222204 1000)	21.00	0.0%	17,057	0	17,057	387	17,443
15 FM FLEET SERVICES BUREAU (2222	72.70	2.0%	59,048	0	59,048	1,339	60,387
18 PUBLIC WORKS ADMINISTRATION (	14.24	0.0%	11,566	0	11,566	262	11,828
19 PW ENGINEERING (303004 & 303008	58.92	1.0%	47,856	0	47,856	1,085	48,941
20 TECHNICAL SERVICES (23 6100)	156.00	4.0%	126,706	0	126,706	2,873	129,579
47 212101 6300	0.20	0.0%	162	0	162	4	166
52 212102 6400	14.80	0.0%	12,021	0	12,021	273	12,293
53 212103 6400	3.00	0.0%	2,437	0	2,437	55	2,492
55 212104 6300	7.50	0.0%	6,092	0	6,092	138	6,230
56 212104 6350	2.00	0.0%	1,624	0	1,624	37	1,661
63 222201 6100	1.00	0.0%	812	0	812	18	831
67 222202 6400	1.43	0.0%	1,161	0	1,161	26	1,188
69 222203 1000	14.74	0.0%	11,972	0	11,972	271	12,244
70 222203 2200	0.07	0.0%	57	0	57	1	58
73 222203 2710	0.25	0.0%	203	0	203	5	208
77 222203 2761	0.10	0.0%	81	0	81	2	83
80 222203 6100	1.60	0.0%	1,300	0	1,300	29	1,329
81 222203 6300	0.14	0.0%	114	0	114	3	116
82 222203 6400	3.50	0.0%	2,843	0	2,843	64	2,907
84 222203 7700	0.35	0.0%	284	0	284	6	291
89 222205 1000	4.00	0.0%	3,249	0	3,249	74	3,323
90 222206 1000	35.00	1.0%	28,428	0	28,428	645	29,072
100 222208 6230	11.30	0.0%	9,178	0	9,178	208	9,386
101 222208 7550	29.00	1.0%	23,554	0	23,554	534	24,088
106 242401 1000	0.03	0.0%	24	0	24	1	25
108 242401 2501	1.98	0.0%	1,608	0	1,608	36	1,645
110 242401 2711	4.29	0.0%	3,484	0	3,484	79	3,563
112 242401 5501 (CIP)	0.50	0.0%	406	0	406	9	415
113 242401 7500	3.20	0.0%	2,599	0	2,599	59	2,658
116 242402 1000	1.35	0.0%	1,096	0	1,096	25	1,121
117 242402 2500	0.50	0.0%	406	0	406	9	415
118 242402 2501	5.42	0.0%	4,402	0	4,402	100	4,502
120 242402 2650	0.12	0.0%	97	0	97	2	100
121 242402 2711	11.42	0.0%	9,276	0	9,276	210	9,486
125 242402 5501 (CIP)	2.67	0.0%	2,169	0	2,169	49	2,218
129 242403 7500	26.12	1.0%	21,215	0	21,215	481	21,696

**City of Long Beach, CA  
Full Cost Allocation Plan**

FY 2020-21  
1/26/2023

**Admin & Support Services Allocations**

**Dept:7 CIVIL SERVICE (12 1000)**

Department	Units	Allocation Percent	First Allocation	Direct Billed	Department Allocation	Second Allocation	Total
133 242404 7500	71.00	2.0%	\$57,667	\$0	\$57,667	\$1,307	\$58,975
136 242405 1000	25.37	1.0%	20,606	0	20,606	467	21,073
138 242405 2711	9.93	0.0%	8,065	0	8,065	183	8,248
139 242405 7500	11.10	0.0%	9,016	0	9,016	204	9,220
140 252501 1000	2.75	0.0%	2,234	0	2,234	51	2,284
141 252501 2710	0.80	0.0%	650	0	650	15	665
142 252501 6000	0.10	0.0%	81	0	81	2	83
143 252501 7600	0.35	0.0%	284	0	284	6	291
145 252502 1000	2.00	0.0%	1,624	0	1,624	37	1,661
148 252503 1000	3.05	0.0%	2,477	0	2,477	56	2,533
151 252503 7600	1.60	0.0%	1,300	0	1,300	29	1,329
153 252503 7700	0.35	0.0%	284	0	284	6	291
154 252503 7750	1.00	0.0%	812	0	812	18	831
157 252504 2710	14.00	0.0%	11,371	0	11,371	258	11,629
162 303003 1010	1.20	0.0%	975	0	975	22	997
169 303003 6000	0.71	0.0%	577	0	577	13	590
170 303003 7600	1.49	0.0%	1,210	0	1,210	27	1,238
171 303003 7631	0.40	0.0%	325	0	325	7	332
176 303004 5418 (CIP)	6.00	0.0%	4,873	0	4,873	110	4,984
178 303004 7600	0.80	0.0%	650	0	650	15	665
179 303005 1000	67.50	2.0%	54,825	0	54,825	1,243	56,068
181 303005 7300	137.44	3.0%	111,631	0	111,631	2,531	114,162
183 303005 7600	3.00	0.0%	2,437	0	2,437	55	2,492
184 303006 1000	110.68	3.0%	89,896	0	89,896	2,038	91,934
188 303006 6000	1.50	0.0%	1,218	0	1,218	28	1,246
190 303006 7600	1.82	0.0%	1,478	0	1,478	34	1,512
201 303007 5020 (CIP)	67.67	2.0%	54,963	0	54,963	1,246	56,209
251 313103 1000	77.00	2.0%	62,541	0	62,541	1,418	63,959
253 323201 1000	96.00	2.0%	77,973	0	77,973	1,768	79,741
266 323202 1000	14.00	0.0%	11,371	0	11,371	258	11,629
268 323203 1000	21.00	0.0%	17,057	0	17,057	387	17,443
275 323204 1000	213.00	5.0%	173,002	0	173,002	3,922	176,924
280 323205 1000	514.00	12.0%	417,479	0	417,479	9,465	426,945
287 323205 7600	1.00	0.0%	812	0	812	18	831
289 323206 1000	207.00	5.0%	168,129	0	168,129	3,812	171,941
295 323206 7600	33.95	1.0%	27,575	0	27,575	625	28,200
296 323206 7700	23.05	1.0%	18,722	0	18,722	424	19,146
300 333302 1000	399.00	9.0%	324,074	0	324,074	7,348	331,422
307 333302 7600	20.00	0.0%	16,244	0	16,244	368	16,613
308 333302 7700	8.50	0.0%	6,904	0	6,904	157	7,060
309 333303 1000	29.05	1.0%	23,595	0	23,595	535	24,130
312 333303 2300	6.25	0.0%	5,076	0	5,076	115	5,191

**City of Long Beach, CA  
Full Cost Allocation Plan**

FY 2020-21  
1/26/2023

**Admin & Support Services Allocations**

**Dept:7 CIVIL SERVICE (12 1000)**

Department	Units	Allocation Percent	First Allocation	Direct Billed	Department Allocation	Second Allocation	Total
313 333303 7600	0.70	0.0%	\$569	\$0	\$569	\$13	\$581
314 333304 1000	21.28	1.0%	17,284	0	17,284	392	17,676
316 343401 1000	0.50	0.0%	406	0	406	9	415
317 343401 7600	0.25	0.0%	203	0	203	5	208
318 343401 7700	0.25	0.0%	203	0	203	5	208
319 343402 1000	32.79	1.0%	26,633	0	26,633	604	27,236
320 343402 2015	4.54	0.0%	3,687	0	3,687	84	3,771
323 343402 7600	6.15	0.0%	4,995	0	4,995	113	5,108
325 343403 1000	35.90	1.0%	29,159	0	29,159	661	29,820
332 343403 7600	0.55	0.0%	447	0	447	10	457
333 343403 7700	0.55	0.0%	447	0	447	10	457
336 343404 7600	31.06	1.0%	25,227	0	25,227	572	25,799
340 343404 7700	56.36	1.0%	45,777	0	45,777	1,038	46,814
343 343405 1000	27.00	1.0%	21,930	0	21,930	497	22,427
345 343405 7600	1.00	0.0%	812	0	812	18	831
346 343406 1000	11.61	0.0%	9,430	0	9,430	214	9,644
349 343406 2015	0.40	0.0%	325	0	325	7	332
356 343406 7600	2.87	0.0%	2,331	0	2,331	53	2,384
357 343406 7700	3.71	0.0%	3,013	0	3,013	68	3,082
361 353501 2200	1.00	0.0%	812	0	812	18	831
365 353502 2200	4.30	0.0%	3,493	0	3,493	79	3,572
366 353502 2210	20.90	0.0%	16,975	0	16,975	385	17,360
376 353505 2200	19.66	0.0%	15,968	0	15,968	362	16,330
377 353505 2210	4.25	0.0%	3,452	0	3,452	78	3,530
382 353507 1000	3.30	0.0%	2,680	0	2,680	61	2,741
384 353507 2200	3.70	0.0%	3,005	0	3,005	68	3,073
385 353507 2210	2.00	0.0%	1,624	0	1,624	37	1,661
387 353508 1000	1.00	0.0%	812	0	812	18	831
389 353508 2200	22.89	1.0%	18,592	0	18,592	422	19,013
390 353508 2210	3.76	0.0%	3,054	0	3,054	69	3,123
391 353508 2300	5.15	0.0%	4,183	0	4,183	95	4,278
394 353509 2200	28.00	1.0%	22,742	0	22,742	516	23,258
398 353510 2760	4.36	0.0%	3,541	0	3,541	80	3,622
399 353510 2761	46.64	1.0%	37,882	0	37,882	859	38,741
402 353511 2200	1.00	0.0%	812	0	812	18	831
407 363601 1000	8.00	0.0%	6,498	0	6,498	147	6,645
408 363602 1000	21.00	0.0%	17,057	0	17,057	387	17,443
411 363603 1000	37.60	1.0%	30,539	0	30,539	692	31,232
415 363604 1000	6.60	0.0%	5,361	0	5,361	122	5,482
417 373701 5020 (CIP)	6.60	0.0%	5,361	0	5,361	122	5,482
418 373701 7400	67.40	2.0%	54,743	0	54,743	1,241	55,985
424 373702 7400	24.00	1.0%	19,493	0	19,493	442	19,935

**City of Long Beach, CA  
Full Cost Allocation Plan**

FY 2020-21  
1/26/2023

**Admin & Support Services Allocations**

**Dept:7 CIVIL SERVICE (12 1000)**

Department	Units	Allocation Percent	First Allocation	Direct Billed	Department Allocation	Second Allocation	Total
432 383802 7000	47.25	1.0%	\$38,377	\$0	\$38,377	\$870	\$39,247
435 383802 7800	4.75	0.0%	3,858	0	3,858	87	3,945
436 383803 7000	59.00	1.0%	47,921	0	47,921	1,087	49,007
440 383804 7800	12.00	0.0%	9,747	0	9,747	221	9,968
441 383805 7350	0.50	0.0%	406	0	406	9	415
442 383806 7000	26.00	1.0%	21,118	0	21,118	479	21,596
445 383807 7000	55.00	1.0%	44,672	0	44,672	1,013	45,685
448 505001 7900	21.00	0.0%	17,057	0	17,057	387	17,443
450 505002 7900	100.00	2.0%	81,222	0	81,222	1,842	83,063
453 505003 7900	250.00	6.0%	203,054	0	203,054	4,604	207,658
456 505004 7900	26.00	1.0%	21,118	0	21,118	479	21,596
459 505005 7900	56.00	1.0%	45,484	0	45,484	1,031	46,515
482 606001 7100	2.00	0.0%	1,624	0	1,624	37	1,661
485 606003 7100	13.77	0.0%	11,184	0	11,184	254	11,438
487 606004 7100	7.00	0.0%	5,686	0	5,686	129	5,814
496 606006 7100	25.00	1.0%	20,305	0	20,305	460	20,766
499 606006 7200	7.00	0.0%	5,686	0	5,686	129	5,814
501 606007 7100	40.00	1.0%	32,489	0	32,489	737	33,225
504 606007 7200	2.00	0.0%	1,624	0	1,624	37	1,661
506 606008 7100	4.00	0.0%	3,249	0	3,249	74	3,323
509 606009 7100	90.00	2.0%	73,099	0	73,099	1,657	74,757
512 606009 7200	32.00	1.0%	25,991	0	25,991	589	26,580
<b>Subtotal</b>	<b>4,215.02</b>	<b>100.0%</b>	<b>3,423,507</b>	<b>0</b>	<b>3,423,507</b>	<b>77,381</b>	<b>3,500,889</b>
Direct Bills					0		0
<b>Total</b>					<b>\$3,423,507</b>		<b>\$3,500,889</b>

Basis Units: Classified Employees per Dept / Bureau (Excl. 10, 11, 13, 14, 15 & 20)

Source:

City of Long Beach, CA  
Full Cost Allocation Plan

FY 2020-21  
1/26/2023

Allocation Summary

Dept:7 CIVIL SERVICE (12 1000)

Department	Admin & Support Services	Total
7 CIVIL SERVICE (12 1000)	\$10,559	\$10,559
8 DISASTER PREPAREDNESS & EMEI	2,492	2,492
9 FIRE ADMIN (333301 1000)	7,891	7,891
10 FM ADMIN (222201 1000)	3,738	3,738
12 FM ACCTNG BUREAU - TIDELANDS	1,454	1,454
13 FM BUDGET MANAGEMENT (222202	4,627	4,627
14 FM PURCHASING (222204 1000)	17,443	17,443
15 FM FLEET SERVICES BUREAU (2222	60,387	60,387
18 PUBLIC WORKS ADMINISTRATION (	11,828	11,828
19 PW ENGINEERING (303004 & 303008	48,941	48,941
20 TECHNICAL SERVICES (23 6100)	129,579	129,579
47 212101 6300	166	166
52 212102 6400	12,293	12,293
53 212103 6400	2,492	2,492
55 212104 6300	6,230	6,230
56 212104 6350	1,661	1,661
63 222201 6100	831	831
67 222202 6400	1,188	1,188
69 222203 1000	12,244	12,244
70 222203 2200	58	58
73 222203 2710	208	208
77 222203 2761	83	83
80 222203 6100	1,329	1,329
81 222203 6300	116	116
82 222203 6400	2,907	2,907
84 222203 7700	291	291
89 222205 1000	3,323	3,323
90 222206 1000	29,072	29,072
100 222208 6230	9,386	9,386
101 222208 7550	24,088	24,088
106 242401 1000	25	25
108 242401 2501	1,645	1,645
110 242401 2711	3,563	3,563
112 242401 5501 (CIP)	415	415
113 242401 7500	2,658	2,658
116 242402 1000	1,121	1,121
117 242402 2500	415	415
118 242402 2501	4,502	4,502
120 242402 2650	100	100
121 242402 2711	9,486	9,486
125 242402 5501 (CIP)	2,218	2,218

City of Long Beach, CA  
Full Cost Allocation Plan

FY 2020-21  
1/26/2023

Allocation Summary

Dept:7 CIVIL SERVICE (12 1000)

Department	Admin & Support Services	Total
129 242403 7500	\$21,696	\$21,696
133 242404 7500	58,975	58,975
136 242405 1000	21,073	21,073
138 242405 2711	8,248	8,248
139 242405 7500	9,220	9,220
140 252501 1000	2,284	2,284
141 252501 2710	665	665
142 252501 6000	83	83
143 252501 7600	291	291
145 252502 1000	1,661	1,661
148 252503 1000	2,533	2,533
151 252503 7600	1,329	1,329
153 252503 7700	291	291
154 252503 7750	831	831
157 252504 2710	11,629	11,629
162 303003 1010	997	997
169 303003 6000	590	590
170 303003 7600	1,238	1,238
171 303003 7631	332	332
176 303004 5418 (CIP)	4,984	4,984
178 303004 7600	665	665
179 303005 1000	56,068	56,068
181 303005 7300	114,162	114,162
183 303005 7600	2,492	2,492
184 303006 1000	91,934	91,934
188 303006 6000	1,246	1,246
190 303006 7600	1,512	1,512
201 303007 5020 (CIP)	56,209	56,209
251 313103 1000	63,959	63,959
253 323201 1000	79,741	79,741
266 323202 1000	11,629	11,629
268 323203 1000	17,443	17,443
275 323204 1000	176,924	176,924
280 323205 1000	426,945	426,945
287 323205 7600	831	831
289 323206 1000	171,941	171,941
295 323206 7600	28,200	28,200
296 323206 7700	19,146	19,146
300 333302 1000	331,422	331,422
307 333302 7600	16,613	16,613
308 333302 7700	7,060	7,060

City of Long Beach, CA  
Full Cost Allocation Plan

FY 2020-21  
1/26/2023

Allocation Summary

Dept:7 CIVIL SERVICE (12 1000)

Department	Admin & Support Services	Total
309 333303 1000	\$24,130	\$24,130
312 333303 2300	5,191	5,191
313 333303 7600	581	581
314 333304 1000	17,676	17,676
316 343401 1000	415	415
317 343401 7600	208	208
318 343401 7700	208	208
319 343402 1000	27,236	27,236
320 343402 2015	3,771	3,771
323 343402 7600	5,108	5,108
325 343403 1000	29,820	29,820
332 343403 7600	457	457
333 343403 7700	457	457
336 343404 7600	25,799	25,799
340 343404 7700	46,814	46,814
343 343405 1000	22,427	22,427
345 343405 7600	831	831
346 343406 1000	9,644	9,644
349 343406 2015	332	332
356 343406 7600	2,384	2,384
357 343406 7700	3,082	3,082
361 353501 2200	831	831
365 353502 2200	3,572	3,572
366 353502 2210	17,360	17,360
376 353505 2200	16,330	16,330
377 353505 2210	3,530	3,530
382 353507 1000	2,741	2,741
384 353507 2200	3,073	3,073
385 353507 2210	1,661	1,661
387 353508 1000	831	831
389 353508 2200	19,013	19,013
390 353508 2210	3,123	3,123
391 353508 2300	4,278	4,278
394 353509 2200	23,258	23,258
398 353510 2760	3,622	3,622
399 353510 2761	38,741	38,741
402 353511 2200	831	831
407 363601 1000	6,645	6,645
408 363602 1000	17,443	17,443
411 363603 1000	31,232	31,232
415 363604 1000	5,482	5,482

City of Long Beach, CA  
Full Cost Allocation Plan

FY 2020-21  
1/26/2023

Allocation Summary

Dept:7 CIVIL SERVICE (12 1000)

Department	Admin & Support Services	Total
417 373701 5020 (CIP)	\$5,482	\$5,482
418 373701 7400	55,985	55,985
424 373702 7400	19,935	19,935
432 383802 7000	39,247	39,247
435 383802 7800	3,945	3,945
436 383803 7000	49,007	49,007
440 383804 7800	9,968	9,968
441 383805 7350	415	415
442 383806 7000	21,596	21,596
445 383807 7000	45,685	45,685
448 505001 7900	17,443	17,443
450 505002 7900	83,063	83,063
453 505003 7900	207,658	207,658
456 505004 7900	21,596	21,596
459 505005 7900	46,515	46,515
482 606001 7100	1,661	1,661
485 606003 7100	11,438	11,438
487 606004 7100	5,814	5,814
496 606006 7100	20,766	20,766
499 606006 7200	5,814	5,814
501 606007 7100	33,225	33,225
504 606007 7200	1,661	1,661
506 606008 7100	3,323	3,323
509 606009 7100	74,757	74,757
512 606009 7200	26,580	26,580
<b>Total</b>	<b>\$3,500,889</b>	<b>\$3,500,889</b>

## DISASTER PREPAREDNESS & EMERGENCY COMMUNICATIONS (313101 & 313102 1000) Nature and Extent of Services

The Disaster Management Division is responsible for ensuring emergency preparedness of City departments by maintaining the readiness of the Emergency Communications & Operations Center (ECOC). Responsibilities include training, systems management and department-specific training at the ECOC; ensuring coordination between Department Operations Centers (DOC); providing Standardized Emergency Management System (SEMS) training to City employees; and planning, preparing and managing disaster exercises and drills for all departments. These costs are allocated to Receiving Departments, as follows:

**Citywide Support** - Costs associated with maintaining the ECOC and ensuring the City's emergency preparedness have been allocated based on the number of full time employees per department.

**Police Support** - Costs associated with ECOC support provided have been allocated directly to the Police department.

**Dispatch Personnel Support** - Costs associated with Police & Fire Dispatch have been allocated to Police and Fire based on the number of dispatch full time employees per Police & Fire departments.

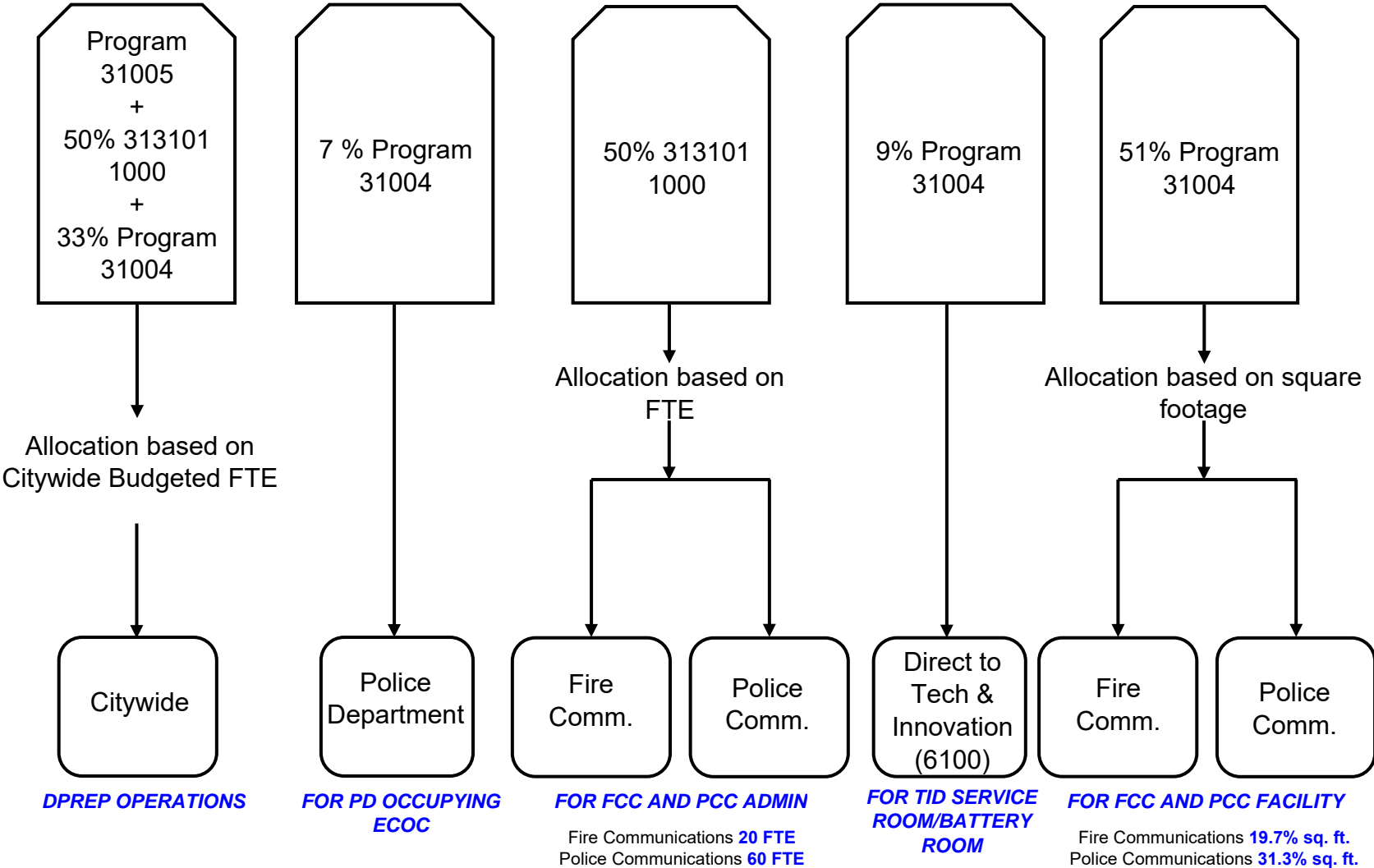
**Dispatch Space Support** - Costs associated with the maintenance of the Dispatch center have been allocated based on the proportion of the ECOC space -19.7% Fire & 31.3% Police.

## DISASTER PREPAREDNESS & EMERGENCY COMMUNICATIONS (313101 &313102) Nature and Extent of Services

**TID Support** - Costs associated with the maintenance of the Technology Service Room have been allocated directly to TID (232304 6100).

The chart on the following page illustrates the functions and measures used to allocate Disaster Preparedness and Emergency Communication costs. The top tier shows the Central Service department, the second tier shows the functions developed, and the third tier shows the measures used to allocate costs citywide:

# Disaster Preparedness and Emergency Communications



**City of Long Beach, CA  
Full Cost Allocation Plan**

FY 2020-21  
1/26/2023

**A. Department Costs**

**Dept:8 DISASTER PREPAREDNESS & EMERG COMM (313101 & 313102 1000)**

Description		Amount	General Admin	Citywide Support	Police Support	Dispatch Personnel Support	Dispatch Space Support	TID Support
Personnel Costs								
Salaries	S1	2,876,836	0	1,650,714	0	1,226,122	0	0
<i>Salary % Split</i>			<i>.00%</i>	<i>57.38%</i>	<i>.00%</i>	<i>42.62%</i>	<i>.00%</i>	<i>.00%</i>
Benefits	S	0	0	0	0	0	0	0
Subtotal - Personnel Costs		2,876,836	0	1,650,714	0	1,226,122	0	0
Services & Supplies Cost								
Materials, Services & Supplies	P	710,631	0	336,801	38,028	9,848	277,061	48,893
Internal Support	P	960,346	0	492,557	7,523	395,780	54,813	9,673
Subtotal - Services & Supplies		1,670,977	0	829,358	45,551	405,628	331,874	58,566
<b>Department Cost Total</b>		4,547,813	0	2,480,072	45,551	1,631,750	331,874	58,566
Adjustments to Cost								
Subtotal - Adjustments		0	0	0	0	0	0	0
<b>Total Costs After Adjustments</b>		4,547,813	0	2,480,072	45,551	1,631,750	331,874	58,566
General Admin Distribution			0	0	0	0	0	0
<b>Grand Total</b>		<b>\$4,547,813</b>		<b>\$2,480,072</b>	<b>\$45,551</b>	<b>\$1,631,750</b>	<b>\$331,874</b>	<b>\$58,566</b>

**City of Long Beach, CA  
Full Cost Allocation Plan**

FY 2020-21  
1/26/2023

**B. Incoming Costs - (Default Spread Salary%)**

**Dept:8 DISASTER PREPAREDNESS & EMERG COMM (313101 & 313102 1000)**

Department	First Incoming	Second Incoming	Citywide Support	Police Support	Dispatch Personnel Support	Dispatch Space Support	TID Support
1 ECOC FA End User PDFD	\$465,593	\$0	\$267,155	\$0	\$198,438	\$0	\$0
Subtotal - BUILDING DEPRECIATION	465,593	0	267,155	0	198,438	0	0
3 ECOC Building Interest	109,512	0	62,837	0	46,675	0	0
Subtotal - CIVIC CENTER AND ECOC	109,512	0	62,837	0	46,675	0	0
4 Audit Services	4,407	67	2,567	0	1,907	0	0
Subtotal - CITY AUDITOR (14 1000)	4,407	67	2,567	0	1,907	0	0
6 Council / Dept Support	5,472	386	3,362	0	2,497	0	0
Subtotal - CITY MANAGER (20 1000)	5,472	386	3,362	0	2,497	0	0
7 Admin & Support Services	2,437	55	1,430	0	1,062	0	0
Subtotal - CIVIL SERVICE (12 1000)	2,437	55	1,430	0	1,062	0	0
8 Citywide Support	0	4,169	2,392	0	1,777	0	0
Subtotal - DISASTER PREPAREDNESS	0	4,169	2,392	0	1,777	0	0
11 General Accounting Citywide	0	2,859	1,640	0	1,218	0	0
11 Accounts Payable Citywide	0	699	401	0	298	0	0
Subtotal - FM ACCOUNTING BUREAU	0	3,558	2,041	0	1,516	0	0
13 Budget Admin	0	2,753	1,580	0	1,173	0	0
Subtotal - FM BUDGET MANAGEMEN	0	2,753	1,580	0	1,173	0	0
14 FM Purchasing	0	6,623	3,800	0	2,823	0	0
Subtotal - FM PURCHASING (222204)	0	6,623	3,800	0	2,823	0	0
15 Fleet Services	0	11,365	6,521	0	4,844	0	0
Subtotal - FM FLEET SERVICES BUR	0	11,365	6,521	0	4,844	0	0
16 Council Support	0	11,806	6,774	0	5,032	0	0
Subtotal - LEGISLATIVE (10 1000)	0	11,806	6,774	0	5,032	0	0
20 Technical Services	0	28,256	16,213	0	12,043	0	0
Subtotal - TECHNICAL SERVICES (23	0	28,256	16,213	0	12,043	0	0
<b>Total Incoming</b>	<b>587,421</b>	<b>69,038</b>	<b>376,673</b>	<b>0</b>	<b>279,786</b>	<b>0</b>	<b>0</b>
<b>C. Total Allocated</b>		<b>\$5,204,271</b>	<b>\$2,856,745</b>	<b>\$45,551</b>	<b>\$1,911,535</b>	<b>\$331,874</b>	<b>\$58,566</b>
			54.89%	0.88%	36.73%	6.38%	1.13%

**City of Long Beach, CA  
Full Cost Allocation Plan**

FY 2020-21  
1/26/2023

**Citywide Support Allocations**

**Dept:8 DISASTER PREPAREDNESS & EMERG COMM (313101 & 313102 1000)**

Department	Units	Allocation Percent	First Allocation	Direct Billed	Department Allocation	Second Allocation	Total
4 CITY AUDITOR (14 1000)	13.48	0.0%	\$6,771	\$0	\$6,771	\$0	\$6,771
5 CITY CLERK (11 1000)	12.48	0.0%	6,269	0	6,269	0	6,269
6 CITY MANAGER (20 1000)	30.96	1.0%	15,552	0	15,552	0	15,552
7 CIVIL SERVICE (12 1000)	17.84	0.0%	8,962	0	8,962	0	8,962
8 DISASTER PREPAREDNESS & EMEI	8.30	0.0%	4,169	0	4,169	0	4,169
9 FIRE ADMIN (333301 1000)	14.50	0.0%	7,284	0	7,284	104	7,388
10 FM ADMIN (222201 1000)	10.00	0.0%	5,023	0	5,023	72	5,095
12 FM ACCTNG BUREAU - TIDELANDS	1.85	0.0%	929	0	929	13	943
13 FM BUDGET MANAGEMENT (222202	9.54	0.0%	4,792	0	4,792	68	4,861
14 FM PURCHASING (222204 1000)	26.00	0.0%	13,061	0	13,061	186	13,247
15 FM FLEET SERVICES BUREAU (2222	77.82	1.0%	39,091	0	39,091	558	39,649
16 LEGISLATIVE (10 1000)	51.61	1.0%	25,925	0	25,925	370	26,295
17 LAW (13 1000)	22.26	0.0%	11,182	0	11,182	160	11,341
18 PUBLIC WORKS ADMINISTRATION (	21.24	0.0%	10,669	0	10,669	152	10,822
19 PW ENGINEERING (303004 & 30300	63.35	1.0%	31,822	0	31,822	454	32,277
20 TECHNICAL SERVICES (23 6100)	178.38	3.0%	89,605	0	89,605	1,279	90,884
24 111104 1000	2.78	0.0%	1,396	0	1,396	20	1,416
29 12 6400	0.16	0.0%	80	0	80	1	82
30 131302 6400	2.00	0.0%	1,005	0	1,005	14	1,019
31 131303 6300	25.14	0.0%	12,629	0	12,629	180	12,809
32 131303 6350	20.60	0.0%	10,348	0	10,348	148	10,496
33 14 6400	1.32	0.0%	663	0	663	9	673
34 14 7600	3.20	0.0%	1,607	0	1,607	23	1,630
35 15 1000	37.80	1.0%	18,988	0	18,988	271	19,259
39 15 2025	0.58	0.0%	291	0	291	4	296
42 20 2400	17.51	0.0%	8,796	0	8,796	126	8,921
47 212101 6300	1.10	0.0%	553	0	553	8	560
48 212101 6400	2.10	0.0%	1,055	0	1,055	15	1,070
50 212102 6120 (CIP)	1.00	0.0%	502	0	502	7	509
52 212102 6400	18.50	0.0%	9,293	0	9,293	133	9,426
53 212103 6400	6.00	0.0%	3,014	0	3,014	43	3,057
55 212104 6300	13.55	0.0%	6,807	0	6,807	97	6,904
56 212104 6350	3.25	0.0%	1,633	0	1,633	23	1,656
63 222201 6100	1.00	0.0%	502	0	502	7	509
64 222201 6400	0.50	0.0%	251	0	251	4	255
67 222202 6400	2.92	0.0%	1,467	0	1,467	21	1,488
68 222202 7600	0.54	0.0%	271	0	271	4	275
69 222203 1000	18.52	0.0%	9,303	0	9,303	133	9,436
70 222203 2200	0.07	0.0%	35	0	35	1	36
73 222203 2710	0.25	0.0%	126	0	126	2	127
77 222203 2761	0.10	0.0%	50	0	50	1	51
80 222203 6100	2.25	0.0%	1,130	0	1,130	16	1,146

**City of Long Beach, CA  
Full Cost Allocation Plan**

FY 2020-21  
1/26/2023

Citywide Support Allocations

Dept:8 DISASTER PREPAREDNESS & EMERG COMM (313101 & 313102 1000)

Department	Units	Allocation Percent	First Allocation	Direct Billed	Department Allocation	Second Allocation	Total
81 222203 6300	0.24	0.0%	\$121	\$0	\$121	\$2	\$122
82 222203 6400	4.87	0.0%	2,446	0	2,446	35	2,481
84 222203 7700	0.35	0.0%	176	0	176	3	178
89 222205 1000	8.00	0.0%	4,019	0	4,019	57	4,076
90 222206 1000	39.53	1.0%	19,857	0	19,857	283	20,140
100 222208 6230	12.30	0.0%	6,179	0	6,179	88	6,267
101 222208 7550	30.38	1.0%	15,261	0	15,261	218	15,479
106 242401 1000	0.09	0.0%	45	0	45	1	46
108 242401 2501	3.66	0.0%	1,839	0	1,839	26	1,865
110 242401 2711	7.07	0.0%	3,551	0	3,551	51	3,602
112 242401 5501 (CIP)	0.82	0.0%	412	0	412	6	418
113 242401 7500	6.06	0.0%	3,044	0	3,044	43	3,088
116 242402 1000	1.40	0.0%	703	0	703	10	713
117 242402 2500	0.50	0.0%	251	0	251	4	255
118 242402 2501	7.16	0.0%	3,597	0	3,597	51	3,648
120 242402 2650	0.12	0.0%	60	0	60	1	61
121 242402 2711	23.06	0.0%	11,584	0	11,584	165	11,749
125 242402 5501 (CIP)	2.92	0.0%	1,467	0	1,467	21	1,488
127 242403 1000	0.09	0.0%	45	0	45	1	46
129 242403 7500	31.73	1.0%	15,939	0	15,939	227	16,166
133 242404 7500	76.40	1.0%	38,378	0	38,378	548	38,926
136 242405 1000	26.37	0.0%	13,246	0	13,246	189	13,435
138 242405 2711	11.53	0.0%	5,792	0	5,792	83	5,875
139 242405 7500	11.80	0.0%	5,927	0	5,927	85	6,012
140 252501 1000	4.85	0.0%	2,436	0	2,436	35	2,471
141 252501 2710	1.50	0.0%	753	0	753	11	764
142 252501 6000	0.15	0.0%	75	0	75	1	76
143 252501 7600	1.50	0.0%	753	0	753	11	764
145 252502 1000	3.00	0.0%	1,507	0	1,507	22	1,528
148 252503 1000	3.90	0.0%	1,959	0	1,959	28	1,987
151 252503 7600	3.60	0.0%	1,808	0	1,808	26	1,834
153 252503 7700	0.50	0.0%	251	0	251	4	255
154 252503 7750	1.00	0.0%	502	0	502	7	509
157 252504 2710	67.96	1.0%	34,138	0	34,138	487	34,625
162 303003 1010	1.60	0.0%	804	0	804	11	815
169 303003 6000	0.84	0.0%	422	0	422	6	428
170 303003 7600	1.75	0.0%	879	0	879	13	892
171 303003 7631	0.61	0.0%	306	0	306	4	311
176 303004 5418 (CIP)	7.00	0.0%	3,516	0	3,516	50	3,566
178 303004 7600	1.52	0.0%	764	0	764	11	774
179 303005 1000	73.73	1.0%	37,037	0	37,037	529	37,565
181 303005 7300	159.41	3.0%	80,076	0	80,076	1,143	81,219

**City of Long Beach, CA  
Full Cost Allocation Plan**

FY 2020-21  
1/26/2023

**Citywide Support Allocations**

**Dept:8 DISASTER PREPAREDNESS & EMERG COMM (313101 & 313102 1000)**

Department	Units	Allocation Percent	First Allocation	Direct Billed	Department Allocation	Second Allocation	Total
183 303005 7600	3.00	0.0%	\$1,507	\$0	\$1,507	\$22	\$1,528
184 303006 1000	119.54	2.0%	60,048	0	60,048	857	60,905
188 303006 6000	2.00	0.0%	1,005	0	1,005	14	1,019
190 303006 7600	1.82	0.0%	914	0	914	13	927
201 303007 5020 (CIP)	88.52	2.0%	44,466	0	44,466	635	45,101
251 313103 1000	79.00	1.0%	39,684	0	39,684	566	40,250
253 323201 1000	109.00	2.0%	54,754	0	54,754	781	55,535
266 323202 1000	22.48	0.0%	11,292	0	11,292	161	11,453
268 323203 1000	24.00	0.0%	12,056	0	12,056	172	12,228
275 323204 1000	223.40	4.0%	112,220	0	112,220	1,602	113,822
280 323205 1000	539.00	10.0%	270,754	0	270,754	3,864	274,619
287 323205 7600	1.00	0.0%	502	0	502	7	509
289 323206 1000	212.25	4.0%	106,619	0	106,619	1,522	108,141
295 323206 7600	35.20	1.0%	17,682	0	17,682	252	17,934
296 323206 7700	23.05	0.0%	11,579	0	11,579	165	11,744
300 333302 1000	402.00	7.0%	201,936	0	201,936	2,882	204,818
307 333302 7600	41.58	1.0%	20,887	0	20,887	298	21,185
308 333302 7700	8.75	0.0%	4,395	0	4,395	63	4,458
309 333303 1000	32.71	1.0%	16,431	0	16,431	235	16,666
312 333303 2300	6.25	0.0%	3,140	0	3,140	45	3,184
313 333303 7600	0.70	0.0%	352	0	352	5	357
314 333304 1000	24.28	0.0%	12,197	0	12,197	174	12,371
316 343401 1000	1.50	0.0%	753	0	753	11	764
317 343401 7600	0.75	0.0%	377	0	377	5	382
318 343401 7700	0.75	0.0%	377	0	377	5	382
319 343402 1000	141.11	3.0%	70,883	0	70,883	1,012	71,895
320 343402 2015	19.03	0.0%	9,559	0	9,559	136	9,696
321 343402 2400	0.89	0.0%	447	0	447	6	453
323 343402 7600	27.79	0.0%	13,960	0	13,960	199	14,159
325 343403 1000	47.40	1.0%	23,810	0	23,810	340	24,150
332 343403 7600	0.90	0.0%	452	0	452	6	459
333 343403 7700	0.85	0.0%	427	0	427	6	433
336 343404 7600	42.90	1.0%	21,550	0	21,550	308	21,857
340 343404 7700	62.45	1.0%	31,370	0	31,370	448	31,818
343 343405 1000	52.87	1.0%	26,558	0	26,558	379	26,937
345 343405 7600	1.00	0.0%	502	0	502	7	509
346 343406 1000	16.39	0.0%	8,233	0	8,233	118	8,351
349 343406 2015	0.52	0.0%	261	0	261	4	265
350 343406 2400	0.30	0.0%	151	0	151	2	153
356 343406 7600	4.66	0.0%	2,341	0	2,341	33	2,374
357 343406 7700	5.12	0.0%	2,572	0	2,572	37	2,609
361 353501 2200	4.00	0.0%	2,009	0	2,009	29	2,038

**City of Long Beach, CA  
Full Cost Allocation Plan**

FY 2020-21  
1/26/2023

**Citywide Support Allocations**

**Dept:8 DISASTER PREPAREDNESS & EMERG COMM (313101 & 313102 1000)**

Department	Units	Allocation Percent	First Allocation	Direct Billed	Department Allocation	Second Allocation	Total
362 353501 2210	0.50	0.0%	\$251	\$0	\$251	\$4	\$255
364 353502 1000	0.50	0.0%	251	0	251	4	255
365 353502 2200	6.40	0.0%	3,215	0	3,215	46	3,261
366 353502 2210	96.90	2.0%	48,676	0	48,676	695	49,370
376 353505 2200	44.58	1.0%	22,394	0	22,394	320	22,713
377 353505 2210	32.58	1.0%	16,366	0	16,366	234	16,599
382 353507 1000	13.10	0.0%	6,580	0	6,580	94	6,674
384 353507 2200	11.20	0.0%	5,626	0	5,626	80	5,706
385 353507 2210	55.70	1.0%	27,980	0	27,980	399	28,379
387 353508 1000	1.00	0.0%	502	0	502	7	509
389 353508 2200	34.10	1.0%	17,129	0	17,129	244	17,374
390 353508 2210	10.42	0.0%	5,234	0	5,234	75	5,309
391 353508 2300	6.69	0.0%	3,361	0	3,361	48	3,409
393 353509 1000	0.50	0.0%	251	0	251	4	255
394 353509 2200	43.50	1.0%	21,851	0	21,851	312	22,163
398 353510 2760	8.30	0.0%	4,169	0	4,169	60	4,229
399 353510 2761	62.30	1.0%	31,295	0	31,295	447	31,742
402 353511 2200	6.40	0.0%	3,215	0	3,215	46	3,261
403 353511 2210	11.85	0.0%	5,953	0	5,953	85	6,038
407 363601 1000	13.00	0.0%	6,530	0	6,530	93	6,623
408 363602 1000	30.75	1.0%	15,447	0	15,447	220	15,667
409 363602 2040	8.92	0.0%	4,481	0	4,481	64	4,545
411 363603 1000	68.45	1.0%	34,384	0	34,384	491	34,875
415 363604 1000	8.60	0.0%	4,320	0	4,320	62	4,382
417 373701 5020 (CIP)	6.60	0.0%	3,315	0	3,315	47	3,363
418 373701 7400	78.22	1.0%	39,292	0	39,292	561	39,853
424 373702 7400	33.22	1.0%	16,687	0	16,687	238	16,925
430 383801 7000	1.25	0.0%	628	0	628	9	637
431 383801 7800	0.75	0.0%	377	0	377	5	382
432 383802 7000	58.17	1.0%	29,220	0	29,220	417	29,637
435 383802 7800	6.50	0.0%	3,265	0	3,265	47	3,312
436 383803 7000	65.22	1.0%	32,762	0	32,762	468	33,229
440 383804 7800	17.00	0.0%	8,540	0	8,540	122	8,661
441 383805 7350	3.50	0.0%	1,758	0	1,758	25	1,783
442 383806 7000	30.00	1.0%	15,070	0	15,070	215	15,285
445 383807 7000	58.00	1.0%	29,135	0	29,135	416	29,551
448 505001 7900	64.60	1.0%	32,450	0	32,450	463	32,914
450 505002 7900	131.00	2.0%	65,805	0	65,805	939	66,744
453 505003 7900	280.00	5.0%	140,652	0	140,652	2,008	142,659
456 505004 7900	41.00	1.0%	20,595	0	20,595	294	20,889
459 505005 7900	79.00	1.0%	39,684	0	39,684	566	40,250
482 606001 7100	9.77	0.0%	4,908	0	4,908	70	4,978

**City of Long Beach, CA  
Full Cost Allocation Plan**

FY 2020-21  
1/26/2023

**Citywide Support Allocations**

**Dept:8 DISASTER PREPAREDNESS & EMERG COMM (313101 & 313102 1000)**

Department	Units	Allocation Percent	First Allocation	Direct Billed	Department Allocation	Second Allocation	Total
485 606003 7100	17.77	0.0%	\$8,926	\$0	\$8,926	\$127	\$9,054
487 606004 7100	9.00	0.0%	4,521	0	4,521	65	4,585
496 606006 7100	31.00	1.0%	15,572	0	15,572	222	15,794
499 606006 7200	9.00	0.0%	4,521	0	4,521	65	4,585
501 606007 7100	49.00	1.0%	24,614	0	24,614	351	24,965
504 606007 7200	2.00	0.0%	1,005	0	1,005	14	1,019
506 606008 7100	8.08	0.0%	4,059	0	4,059	58	4,117
509 606009 7100	95.00	2.0%	47,721	0	47,721	681	48,402
512 606009 7200	33.00	1.0%	16,577	0	16,577	237	16,813
527 20 7600	0.34	0.0%	171	0	171	2	173
<b>Subtotal</b>	<b>5,608.16</b>	<b>100.0%</b>	<b>2,817,132</b>	<b>0</b>	<b>2,817,132</b>	<b>39,613</b>	<b>2,856,745</b>
Direct Bills					0		0
<b>Total</b>					<b>\$2,817,132</b>		<b>\$2,856,745</b>

Basis Units: Number of Full Time Employees per Department  
Source:

**City of Long Beach, CA  
Full Cost Allocation Plan**

FY 2020-21  
1/26/2023

**Police Support Allocations**

**Dept:8 DISASTER PREPAREDNESS & EMERG COMM (313101 & 313102 1000)**

Department	Units	Allocation Percent	First Allocation	Direct Billed	Department Allocation	Second Allocation	Total
252 32 1000	100	100.0%	\$45,551	\$0	\$45,551	\$0	\$45,551
<b>Subtotal</b>	100	100.0%	45,551	0	45,551	0	45,551
Direct Bills					0		0
<b>Total</b>					\$45,551		\$45,551

Basis Units: Direct allocation to Police  
Source:

**City of Long Beach, CA  
Full Cost Allocation Plan**

FY 2020-21  
1/26/2023

**Dispatch Personnel Support Allocations**

**Dept:8 DISASTER PREPAREDNESS & EMERG COMM (313101 & 313102 1000)**

Department	Units	Allocation Percent	First Allocation	Direct Billed	Department Allocation	Second Allocation	Total
252 32 1000	60	75.%	\$1,411,583	\$0	\$1,411,583	\$22,068	\$1,433,652
300 333302 1000	20	25.%	470,528	0	470,528	7,356	477,884
<b>Subtotal</b>	80	100.%	1,882,111	0	1,882,111	29,424	1,911,535
Direct Bills					0		0
<b>Total</b>					<b>\$1,882,111</b>		<b>\$1,911,535</b>

Basis Units: Number of Police & Fire Dispatch full time employees

Source:

**City of Long Beach, CA  
Full Cost Allocation Plan**

FY 2020-21  
1/26/2023

**Dispatch Space Support Allocations**

**Dept:8 DISASTER PREPAREDNESS & EMERG COMM (313101 & 313102 1000)**

Department	Units	Allocation Percent	First Allocation	Direct Billed	Department Allocation	Second Allocation	Total
252 32 1000	31.30	61.0%	\$203,680	\$0	\$203,680	\$0	\$203,680
300 333302 1000	19.70	39.0%	128,194	0	128,194	0	128,194
<b>Subtotal</b>	<b>51.00</b>	<b>100.0%</b>	<b>331,874</b>	<b>0</b>	<b>331,874</b>	<b>0</b>	<b>331,874</b>
Direct Bills					0		0
<b>Total</b>					<b>\$331,874</b>		<b>\$331,874</b>

Basis Units: 19.7% to Fire & 31.3% to PD based on square footage  
Source:

**City of Long Beach, CA  
Full Cost Allocation Plan**

FY 2020-21  
1/26/2023

**TID Support Allocations**

**Dept:8 DISASTER PREPAREDNESS & EMERG COMM (313101 & 313102 1000)**

Department	Units	Allocation Percent	First Allocation	Direct Billed	Department Allocation	Second Allocation	Total
105 232304 6120 (CIP)	100	100.0%	\$58,566	\$0	\$58,566	\$0	\$58,566
<b>Subtotal</b>	100	100.0%	58,566	0	58,566	0	58,566
Direct Bills					0		0
<b>Total</b>					\$58,566		\$58,566

Basis Units: Direct allocation to TID (232304 6100)

Source:

City of Long Beach, CA  
Full Cost Allocation Plan

FY 2020-21  
1/26/2023

Allocation Summary

Dept:8 DISASTER PREPAREDNESS & EMERG COMM (313101 & 313102 1000)

Department	Citywide Support	Police Support	Dispatch Personnel Support	Dispatch Space Support	TID Support	Total
4 CITY AUDITOR (14 1000)	\$6,771	\$0	\$0	\$0	\$0	\$6,771
5 CITY CLERK (11 1000)	6,269	0	0	0	0	6,269
6 CITY MANAGER (20 1000)	15,552	0	0	0	0	15,552
7 CIVIL SERVICE (12 1000)	8,962	0	0	0	0	8,962
8 DISASTER PREPAREDNESS & EMEI	4,169	0	0	0	0	4,169
9 FIRE ADMIN (333301 1000)	7,388	0	0	0	0	7,388
10 FM ADMIN (222201 1000)	5,095	0	0	0	0	5,095
12 FM ACCTNG BUREAU - TIDELANDS	943	0	0	0	0	943
13 FM BUDGET MANAGEMENT (222202	4,861	0	0	0	0	4,861
14 FM PURCHASING (222204 1000)	13,247	0	0	0	0	13,247
15 FM FLEET SERVICES BUREAU (2222	39,649	0	0	0	0	39,649
16 LEGISLATIVE (10 1000)	26,295	0	0	0	0	26,295
17 LAW (13 1000)	11,341	0	0	0	0	11,341
18 PUBLIC WORKS ADMINISTRATION (	10,822	0	0	0	0	10,822
19 PW ENGINEERING (303004 & 30300	32,277	0	0	0	0	32,277
20 TECHNICAL SERVICES (23 6100)	90,884	0	0	0	0	90,884
24 111104 1000	1,416	0	0	0	0	1,416
29 12 6400	82	0	0	0	0	82
30 131302 6400	1,019	0	0	0	0	1,019
31 131303 6300	12,809	0	0	0	0	12,809
32 131303 6350	10,496	0	0	0	0	10,496
33 14 6400	673	0	0	0	0	673
34 14 7600	1,630	0	0	0	0	1,630
35 15 1000	19,259	0	0	0	0	19,259
39 15 2025	296	0	0	0	0	296
42 20 2400	8,921	0	0	0	0	8,921
47 212101 6300	560	0	0	0	0	560
48 212101 6400	1,070	0	0	0	0	1,070
50 212102 6120 (CIP)	509	0	0	0	0	509
52 212102 6400	9,426	0	0	0	0	9,426
53 212103 6400	3,057	0	0	0	0	3,057
55 212104 6300	6,904	0	0	0	0	6,904
56 212104 6350	1,656	0	0	0	0	1,656
63 222201 6100	509	0	0	0	0	509
64 222201 6400	255	0	0	0	0	255
67 222202 6400	1,488	0	0	0	0	1,488
68 222202 7600	275	0	0	0	0	275
69 222203 1000	9,436	0	0	0	0	9,436
70 222203 2200	36	0	0	0	0	36
73 222203 2710	127	0	0	0	0	127
77 222203 2761	51	0	0	0	0	51

City of Long Beach, CA  
Full Cost Allocation Plan

FY 2020-21  
1/26/2023

Allocation Summary

Dept:8 DISASTER PREPAREDNESS & EMERG COMM (313101 & 313102 1000)

Department	Citywide Support	Police Support	Dispatch Personnel Support	Dispatch Space Support	TID Support	Total
80 222203 6100	\$1,146	\$0	\$0	\$0	\$0	\$1,146
81 222203 6300	122	0	0	0	0	122
82 222203 6400	2,481	0	0	0	0	2,481
84 222203 7700	178	0	0	0	0	178
89 222205 1000	4,076	0	0	0	0	4,076
90 222206 1000	20,140	0	0	0	0	20,140
100 222208 6230	6,267	0	0	0	0	6,267
101 222208 7550	15,479	0	0	0	0	15,479
105 232304 6120 (CIP)	0	0	0	0	58,566	58,566
106 242401 1000	46	0	0	0	0	46
108 242401 2501	1,865	0	0	0	0	1,865
110 242401 2711	3,602	0	0	0	0	3,602
112 242401 5501 (CIP)	418	0	0	0	0	418
113 242401 7500	3,088	0	0	0	0	3,088
116 242402 1000	713	0	0	0	0	713
117 242402 2500	255	0	0	0	0	255
118 242402 2501	3,648	0	0	0	0	3,648
120 242402 2650	61	0	0	0	0	61
121 242402 2711	11,749	0	0	0	0	11,749
125 242402 5501 (CIP)	1,488	0	0	0	0	1,488
127 242403 1000	46	0	0	0	0	46
129 242403 7500	16,166	0	0	0	0	16,166
133 242404 7500	38,926	0	0	0	0	38,926
136 242405 1000	13,435	0	0	0	0	13,435
138 242405 2711	5,875	0	0	0	0	5,875
139 242405 7500	6,012	0	0	0	0	6,012
140 252501 1000	2,471	0	0	0	0	2,471
141 252501 2710	764	0	0	0	0	764
142 252501 6000	76	0	0	0	0	76
143 252501 7600	764	0	0	0	0	764
145 252502 1000	1,528	0	0	0	0	1,528
148 252503 1000	1,987	0	0	0	0	1,987
151 252503 7600	1,834	0	0	0	0	1,834
153 252503 7700	255	0	0	0	0	255
154 252503 7750	509	0	0	0	0	509
157 252504 2710	34,625	0	0	0	0	34,625
162 303003 1010	815	0	0	0	0	815
169 303003 6000	428	0	0	0	0	428
170 303003 7600	892	0	0	0	0	892
171 303003 7631	311	0	0	0	0	311
176 303004 5418 (CIP)	3,566	0	0	0	0	3,566

City of Long Beach, CA  
Full Cost Allocation Plan

FY 2020-21  
1/26/2023

Allocation Summary

Dept:8 DISASTER PREPAREDNESS & EMERG COMM (313101 & 313102 1000)

Department	Citywide Support	Police Support	Dispatch Personnel Support	Dispatch Space Support	TID Support	Total
178 303004 7600	\$774	\$0	\$0	\$0	\$0	\$774
179 303005 1000	37,565	0	0	0	0	37,565
181 303005 7300	81,219	0	0	0	0	81,219
183 303005 7600	1,528	0	0	0	0	1,528
184 303006 1000	60,905	0	0	0	0	60,905
188 303006 6000	1,019	0	0	0	0	1,019
190 303006 7600	927	0	0	0	0	927
201 303007 5020 (CIP)	45,101	0	0	0	0	45,101
251 313103 1000	40,250	0	0	0	0	40,250
252 32 1000	0	45,551	1,433,652	203,680	0	1,682,882
253 323201 1000	55,535	0	0	0	0	55,535
266 323202 1000	11,453	0	0	0	0	11,453
268 323203 1000	12,228	0	0	0	0	12,228
275 323204 1000	113,822	0	0	0	0	113,822
280 323205 1000	274,619	0	0	0	0	274,619
287 323205 7600	509	0	0	0	0	509
289 323206 1000	108,141	0	0	0	0	108,141
295 323206 7600	17,934	0	0	0	0	17,934
296 323206 7700	11,744	0	0	0	0	11,744
300 333302 1000	204,818	0	477,884	128,194	0	810,896
307 333302 7600	21,185	0	0	0	0	21,185
308 333302 7700	4,458	0	0	0	0	4,458
309 333303 1000	16,666	0	0	0	0	16,666
312 333303 2300	3,184	0	0	0	0	3,184
313 333303 7600	357	0	0	0	0	357
314 333304 1000	12,371	0	0	0	0	12,371
316 343401 1000	764	0	0	0	0	764
317 343401 7600	382	0	0	0	0	382
318 343401 7700	382	0	0	0	0	382
319 343402 1000	71,895	0	0	0	0	71,895
320 343402 2015	9,696	0	0	0	0	9,696
321 343402 2400	453	0	0	0	0	453
323 343402 7600	14,159	0	0	0	0	14,159
325 343403 1000	24,150	0	0	0	0	24,150
332 343403 7600	459	0	0	0	0	459
333 343403 7700	433	0	0	0	0	433
336 343404 7600	21,857	0	0	0	0	21,857
340 343404 7700	31,818	0	0	0	0	31,818
343 343405 1000	26,937	0	0	0	0	26,937
345 343405 7600	509	0	0	0	0	509
346 343406 1000	8,351	0	0	0	0	8,351

**City of Long Beach, CA  
Full Cost Allocation Plan**

FY 2020-21  
1/26/2023

**Allocation Summary**

**Dept:8 DISASTER PREPAREDNESS & EMERG COMM (313101 & 313102 1000)**

Department	Citywide Support	Police Support	Dispatch Personnel Support	Dispatch Space Support	TID Support	Total
349 343406 2015	\$265	\$0	\$0	\$0	\$0	\$265
350 343406 2400	153	0	0	0	0	153
356 343406 7600	2,374	0	0	0	0	2,374
357 343406 7700	2,609	0	0	0	0	2,609
361 353501 2200	2,038	0	0	0	0	2,038
362 353501 2210	255	0	0	0	0	255
364 353502 1000	255	0	0	0	0	255
365 353502 2200	3,261	0	0	0	0	3,261
366 353502 2210	49,370	0	0	0	0	49,370
376 353505 2200	22,713	0	0	0	0	22,713
377 353505 2210	16,599	0	0	0	0	16,599
382 353507 1000	6,674	0	0	0	0	6,674
384 353507 2200	5,706	0	0	0	0	5,706
385 353507 2210	28,379	0	0	0	0	28,379
387 353508 1000	509	0	0	0	0	509
389 353508 2200	17,374	0	0	0	0	17,374
390 353508 2210	5,309	0	0	0	0	5,309
391 353508 2300	3,409	0	0	0	0	3,409
393 353509 1000	255	0	0	0	0	255
394 353509 2200	22,163	0	0	0	0	22,163
398 353510 2760	4,229	0	0	0	0	4,229
399 353510 2761	31,742	0	0	0	0	31,742
402 353511 2200	3,261	0	0	0	0	3,261
403 353511 2210	6,038	0	0	0	0	6,038
407 363601 1000	6,623	0	0	0	0	6,623
408 363602 1000	15,667	0	0	0	0	15,667
409 363602 2040	4,545	0	0	0	0	4,545
411 363603 1000	34,875	0	0	0	0	34,875
415 363604 1000	4,382	0	0	0	0	4,382
417 373701 5020 (CIP)	3,363	0	0	0	0	3,363
418 373701 7400	39,853	0	0	0	0	39,853
424 373702 7400	16,925	0	0	0	0	16,925
430 383801 7000	637	0	0	0	0	637
431 383801 7800	382	0	0	0	0	382
432 383802 7000	29,637	0	0	0	0	29,637
435 383802 7800	3,312	0	0	0	0	3,312
436 383803 7000	33,229	0	0	0	0	33,229
440 383804 7800	8,661	0	0	0	0	8,661
441 383805 7350	1,783	0	0	0	0	1,783
442 383806 7000	15,285	0	0	0	0	15,285
445 383807 7000	29,551	0	0	0	0	29,551

**City of Long Beach, CA  
Full Cost Allocation Plan**

FY 2020-21  
1/26/2023

**Allocation Summary**

Dept:8 DISASTER PREPAREDNESS & EMERG COMM (313101 & 313102 1000)

Department	Citywide Support	Police Support	Dispatch Personnel Support	Dispatch Space Support	TID Support	Total
448 505001 7900	\$32,914	\$0	\$0	\$0	\$0	\$32,914
450 505002 7900	66,744	0	0	0	0	66,744
453 505003 7900	142,659	0	0	0	0	142,659
456 505004 7900	20,889	0	0	0	0	20,889
459 505005 7900	40,250	0	0	0	0	40,250
482 606001 7100	4,978	0	0	0	0	4,978
485 606003 7100	9,054	0	0	0	0	9,054
487 606004 7100	4,585	0	0	0	0	4,585
496 606006 7100	15,794	0	0	0	0	15,794
499 606006 7200	4,585	0	0	0	0	4,585
501 606007 7100	24,965	0	0	0	0	24,965
504 606007 7200	1,019	0	0	0	0	1,019
506 606008 7100	4,117	0	0	0	0	4,117
509 606009 7100	48,402	0	0	0	0	48,402
512 606009 7200	16,813	0	0	0	0	16,813
527 20 7600	173	0	0	0	0	173
<b>Total</b>	<b>\$2,856,745</b>	<b>\$45,551</b>	<b>\$1,911,535</b>	<b>\$331,874</b>	<b>\$58,566</b>	<b>\$5,204,271</b>

## FIRE DEPARTMENT ADMINISTRATION (333301 1000) Nature and Extent of Services

The Fire Department includes all departmental costs associated with the administration of the Fire Department. Fire Department costs attributable to the Tidelands are direct charged while Harbor and Airport operations are allocated through a separate departmental plan and, therefore, are not included in the costs allocated to Receiving Departments, as follows:

**Fire Admin** - Costs associated with the oversight and management of the Fire Department have been allocated based on the Salaries & Benefits (Characters 80 & 81) per Fire Program.

The chart on the following page illustrates the functions and measures used to allocate Fire Department Administration costs. The top tier shows the Central Service department, the second tier shows the functions developed, and the third tier shows the measures used to allocate costs citywide:

**Fire Department Administration**

**Fire Administration Expense – 333301 1000**

**+**

**Inbound Allocated Indirect Cost**

Allocation based on Salaries,  
Wages and Benefits

Fire Dept Programs

Not further allocated to other departments

**City of Long Beach, CA  
Full Cost Allocation Plan**

FY 2020-21  
1/26/2023

**A. Department Costs**

Dept:9 FIRE ADMIN (333301 1000)

Description		Amount	General Admin	Fire Admin
<b>Personnel Costs</b>				
Salaries	S1	12,794,420	0	12,794,420
<i>Salary % Split</i>			<i>.00%</i>	<i>100.00%</i>
Benefits	S	0	0	0
<b>Subtotal - Personnel Costs</b>		<b>12,794,420</b>	<b>0</b>	<b>12,794,420</b>
<b>Services &amp; Supplies Cost</b>				
Materials, Services & Supplies	S	1,312,644	0	1,312,644
Internal Support	S	5,073,886	0	5,073,886
Revenue	S	(551,698)	0	(551,698)
<b>Subtotal - Services &amp; Supplies</b>		<b>5,834,832</b>	<b>0</b>	<b>5,834,832</b>
<b>Department Cost Total</b>		<b>18,629,252</b>	<b>0</b>	<b>18,629,252</b>
<b>Adjustments to Cost</b>				
<b>Subtotal - Adjustments</b>		<b>0</b>	<b>0</b>	<b>0</b>
<b>Total Costs After Adjustments</b>		<b>18,629,252</b>	<b>0</b>	<b>18,629,252</b>
General Admin Distribution			0	0
<b>Grand Total</b>		<b>\$18,629,252</b>		<b>\$18,629,252</b>

**City of Long Beach, CA  
Full Cost Allocation Plan**

FY 2020-21  
1/26/2023

**B. Incoming Costs - (Default Spread Custom%)**

Dept:9 FIRE ADMIN (333301 1000)

Department	First Incoming	Second Incoming	Fire Admin
1 Other Buildings	\$501,878	\$0	\$501,878
Subtotal - BUILDING DEPRECIATION	501,878	0	501,878
2 Equipment Depreciation	49,651	0	49,651
Subtotal - EQUIPMENT DEPRECIATION	49,651	0	49,651
4 Audit Services	18,585	282	18,867
Subtotal - CITY AUDITOR (14 1000)	18,585	282	18,867
5 Records Management	234	14	248
Subtotal - CITY CLERK (11 1000)	234	14	248
6 Council / Dept Support	13,234	934	14,168
Subtotal - CITY MANAGER (20 1000)	13,234	934	14,168
7 Admin & Support Services	7,716	175	7,891
Subtotal - CIVIL SERVICE (12 1000)	7,716	175	7,891
8 Citywide Support	7,284	104	7,388
Subtotal - DISASTER PREPAREDNESS	7,284	104	7,388
9 Fire Admin	0	1,789,814	1,789,814
Subtotal - FIRE ADMIN (333301 1000)	0	1,789,814	1,789,814
11 General Accounting Citywide	0	2,405	2,405
11 Accounts Payable Citywide	0	566	566
Subtotal - FM ACCOUNTING BUREAU	0	2,971	2,971
13 Budget Admin	0	6,658	6,658
Subtotal - FM BUDGET MANAGEMENT	0	6,658	6,658
14 FM Purchasing	0	10,601	10,601
Subtotal - FM PURCHASING (222204)	0	10,601	10,601
15 Fleet Services	0	2,256	2,256

**City of Long Beach, CA  
Full Cost Allocation Plan**

FY 2020-21  
1/26/2023

**B. Incoming Costs - (Default Spread Custom%)**

Dept:9 FIRE ADMIN (333301 1000)

Department	First Incoming	Second Incoming	Fire Admin
Subtotal - FM FLEET SERVICES BUR	\$0	\$2,256	\$2,256
16 Council Support	0	28,552	28,552
Subtotal - LEGISLATIVE (10 1000)	0	28,552	28,552
17 General Admin & Law	0	40,187	40,187
Subtotal - LAW (13 1000)	0	40,187	40,187
20 Technical Services	0	210,073	210,073
Subtotal - TECHNICAL SERVICES (23	0	210,073	210,073
<b>Total Incoming</b>	<b>598,583</b>	<b>2,092,621</b>	<b>2,691,204</b>
<b>C. Total Allocated</b>		<b>\$21,320,456</b>	<b>\$21,320,456</b>
			100.00%

**City of Long Beach, CA  
Full Cost Allocation Plan**

FY 2020-21  
1/26/2023

**Fire Admin Allocations**

**Dept:9 FIRE ADMIN (333301 1000)**

Department	Units	Allocation Percent	First Allocation	Direct Billed	Department Allocation	Second Allocation	Total
9 FIRE ADMIN (333301 1000)	12,794,420.12	9.%	\$1,789,814	\$0	\$1,789,814	\$0	\$1,789,814
300 333302 1000	88,106,174.27	64.%	12,325,191	0	12,325,191	1,479,064	13,804,255
301 333302 1020	13,053,439.05	9.%	1,826,048	0	1,826,048	219,132	2,045,180
304 333302 2100	1,493,826.47	1.%	208,972	0	208,972	25,077	234,049
307 333302 7600	6,763,689.25	5.%	946,174	0	946,174	113,544	1,059,718
308 333302 7700	1,992,152.03	1.%	278,683	0	278,683	33,443	312,125
309 333303 1000	5,908,324.87	4.%	826,517	0	826,517	99,185	925,702
312 333303 2300	977,518.67	1.%	136,745	0	136,745	16,410	153,155
313 333303 7600	198,611.36	0.%	27,784	0	27,784	3,334	31,118
314 333304 1000	5,256,975.27	4.%	735,399	0	735,399	88,250	823,650
315 333304 2030	413,931.40	0.%	57,905	0	57,905	6,949	64,854
514 All Other	490,409.00	0.%	68,603	0	68,603	8,233	76,836
<b>Subtotal</b>	<b>137,449,471.76</b>	<b>100.%</b>	<b>19,227,835</b>	<b>0</b>	<b>19,227,835</b>	<b>2,092,621</b>	<b>21,320,456</b>
Direct Bills					0		0
<b>Total</b>					<b>\$19,227,835</b>		<b>\$21,320,456</b>

Basis Units: Salaries & Benefits (Characters 80 and 81) per Fire Program

Source:

City of Long Beach, CA  
Full Cost Allocation Plan

FY 2020-21  
1/26/2023

Allocation Summary

Dept:9 FIRE ADMIN (333301 1000)

Department	Fire Admin	Total
9 FIRE ADMIN (333301 1000)	\$1,789,814	\$1,789,814
300 333302 1000	13,804,255	13,804,255
301 333302 1020	2,045,180	2,045,180
304 333302 2100	234,049	234,049
307 333302 7600	1,059,718	1,059,718
308 333302 7700	312,125	312,125
309 333303 1000	925,702	925,702
312 333303 2300	153,155	153,155
313 333303 7600	31,118	31,118
314 333304 1000	823,650	823,650
315 333304 2030	64,854	64,854
514 All Other	76,836	76,836
<b>Total</b>	<b>\$21,320,456</b>	<b>\$21,320,456</b>

## FINANCIAL MANAGEMENT ADMINISTRATION (222201 1000) Nature and Extent of Services

The Financial Management Administration represents Financial Management Director and support staff provide activities for all programs in the Financial Management Department, including purchasing (222204), budget and accounting (222202), city controller (222203), fleet (222208), commercial services (222206), treasury (222205), and financial controls (222207). These costs are allocated to Receiving Departments, as follows:

**Admin General** - Costs associated with general management of the Financial Management department have been allocated based on Work Hours per Financial Management Program.

**Admin Personnel** - Costs associated with oversight and management related to personnel within the Financial Management Department have been allocated based on the number of work hours per Financial Management Program.

The chart on the following page illustrates the functions and measures used to allocate Financial Management Administration costs. The top tier shows the Central Service department, the second tier shows the functions developed, and the third tier shows the measures used to allocate costs citywide:

**Financial Management Administration**

**Administrative Services Bureau Expense – 222201 1000**

**+**

**Inbound Allocated Indirect Cost**

Admin General  
50% of Program 22002  
+  
All Other FM Programs

Admin General  
50% of Program 22002

Allocation based on actual work hours

FM Dept Programs

**City of Long Beach, CA**  
**Full Cost Allocation Plan**

FY 2020-21  
1/26/2023

**A. Department Costs**

Dept:10 FM ADMIN (222201 1000)

Description		Amount	General Admin	Admin General	Admin Personnel
<b>Personnel Costs</b>					
Salaries	S1	3,828,791	0	2,425,142	1,403,649
<i>Salary % Split</i>			<i>.00%</i>	<i>63.34%</i>	<i>36.66%</i>
Benefits	S	0	0	0	0
<b>Subtotal - Personnel Costs</b>		<b>3,828,791</b>	<b>0</b>	<b>2,425,142</b>	<b>1,403,649</b>
<b>Services &amp; Supplies Cost</b>					
Materials, Services & Supplies	P	311,784	0	310,805	979
Internal Services	P	1,457,653	0	1,455,881	1,772
Revenue	S	0	0	0	0
Expenditure Adjustment	S	0	0	0	0
<b>Subtotal - Services &amp; Supplies</b>		<b>1,769,437</b>	<b>0</b>	<b>1,766,686</b>	<b>2,751</b>
<b>Department Cost Total</b>		<b>5,598,228</b>	<b>0</b>	<b>4,191,828</b>	<b>1,406,400</b>
<b>Adjustments to Cost</b>					
<b>Subtotal - Adjustments</b>		<b>0</b>	<b>0</b>	<b>0</b>	<b>0</b>
<b>Total Costs After Adjustments</b>		<b>5,598,228</b>	<b>0</b>	<b>4,191,828</b>	<b>1,406,400</b>
General Admin Distribution			0	0	0
<b>Grand Total</b>		<b>\$5,598,228</b>		<b>\$4,191,828</b>	<b>\$1,406,400</b>

**City of Long Beach, CA  
Full Cost Allocation Plan**

FY 2020-21  
1/26/2023

**B. Incoming Costs - (Default Spread Custom%)**

Dept:10 FM ADMIN (222201 1000)

Department	First Incoming	Second Incoming	Admin General	Admin Personnel
3 Civic Center	\$1,286,116	\$0	\$0	\$1,286,116
Subtotal - CIVIC CENTER AND ECOC	1,286,116	0	0	1,286,116
4 Audit Services	5,424	82	0	5,507
Subtotal - CITY AUDITOR (14 1000)	5,424	82	0	5,507
5 Records Management	322	19	0	341
Subtotal - CITY CLERK (11 1000)	322	19	0	341
6 Council / Dept Support	1,572	111	0	1,683
Subtotal - CITY MANAGER (20 1000)	1,572	111	0	1,683
7 Admin & Support Services	3,655	83	0	3,738
Subtotal - CIVIL SERVICE (12 1000)	3,655	83	0	3,738
8 Citywide Support	5,023	72	0	5,095
Subtotal - DISASTER PREPAREDNESS	5,023	72	0	5,095
10 Admin General	0	142,321	0	142,321
10 Admin Personnel	0	91,959	0	91,959
Subtotal - FM ADMIN (222201 1000)	0	234,280	0	234,280
11 General Accounting Citywide	0	1,668	0	1,668
11 Accounts Payable Citywide	0	48	0	48
Subtotal - FM ACCOUNTING BUREAU	0	1,716	0	1,716
13 Budget Admin	0	3,164	0	3,164
Subtotal - FM BUDGET MANAGEMENT	0	3,164	0	3,164
14 FM Purchasing	0	743	0	743
Subtotal - FM PURCHASING (222204	0	743	0	743
16 Council Support	0	13,569	0	13,569
Subtotal - LEGISLATIVE (10 1000)	0	13,569	0	13,569
17 General Admin & Law	0	170,440	0	170,440

**City of Long Beach, CA  
Full Cost Allocation Plan**

FY 2020-21  
1/26/2023

**B. Incoming Costs - (Default Spread Custom%)**

Dept:10 FM ADMIN (222201 1000)

Department	First Incoming	Second Incoming	Admin General	Admin Personnel
Subtotal - LAW (13 1000)	\$0	\$170,440	\$0	\$170,440
20 Technical Services	0	51,081	0	51,081
Subtotal - TECHNICAL SERVICES (23	0	51,081	0	51,081
<b>Total Incoming</b>	1,302,113	475,361	0	1,777,474
<b>C. Total Allocated</b>		\$7,375,702	\$4,191,828	\$3,183,874
			56.83%	43.17%

**City of Long Beach, CA  
Full Cost Allocation Plan**

FY 2020-21  
1/26/2023

**Admin General Allocations**

Dept:10 FM ADMIN (222201 1000)

Department	Units	Allocation Percent	First Allocation	Direct Billed	Department Allocation	Second Allocation	Total
10 FM ADMIN (222201 1000)	15,281.40	3.%	\$142,321	\$0	\$142,321	\$0	\$142,321
12 FM ACCTNG BUREAU - TIDELANDS	3,736.07	1.%	34,795	0	34,795	0	34,795
13 FM BUDGET MANAGEMENT (222202)	17,440.98	4.%	162,434	0	162,434	0	162,434
14 FM PURCHASING (222204 1000)	47,002.23	10.%	437,747	0	437,747	0	437,747
15 FM FLEET SERVICES BUREAU (222205)	161,081.26	36.%	1,500,203	0	1,500,203	0	1,500,203
63 222201 6100	716.00	0.%	6,668	0	6,668	0	6,668
64 222201 6400	898.30	0.%	8,366	0	8,366	0	8,366
67 222202 6400	5,464.61	1.%	50,894	0	50,894	0	50,894
68 222202 7600	1,041.96	0.%	9,704	0	9,704	0	9,704
69 222203 1000	29,178.82	6.%	271,752	0	271,752	0	271,752
70 222203 2200	319.42	0.%	2,975	0	2,975	0	2,975
73 222203 2710	478.39	0.%	4,455	0	4,455	0	4,455
77 222203 2761	260.79	0.%	2,429	0	2,429	0	2,429
80 222203 6100	3,556.08	1.%	33,119	0	33,119	0	33,119
81 222203 6300	396.76	0.%	3,695	0	3,695	0	3,695
82 222203 6400	9,885.38	2.%	92,066	0	92,066	0	92,066
84 222203 7700	487.56	0.%	4,541	0	4,541	0	4,541
89 222205 1000	12,091.50	3.%	112,612	0	112,612	0	112,612
90 222206 1000	68,827.40	15.%	641,012	0	641,012	0	641,012
100 222208 6230	19,160.46	4.%	178,448	0	178,448	0	178,448
101 222208 7550	52,783.59	12.%	491,591	0	491,591	0	491,591
<b>Subtotal</b>	<b>450,088.96</b>	<b>100.%</b>	<b>4,191,828</b>	<b>0</b>	<b>4,191,828</b>	<b>0</b>	<b>4,191,828</b>
Direct Bills					0		0
<b>Total</b>					<b>\$4,191,828</b>		<b>\$4,191,828</b>

Basis Units: Number of Work Hours per FM Program

Source:

**City of Long Beach, CA  
Full Cost Allocation Plan**

FY 2020-21  
1/26/2023

**Admin Personnel Allocations**

Dept:10 FM ADMIN (222201 1000)

Department	Units	Allocation Percent	First Allocation	Direct Billed	Department Allocation	Second Allocation	Total
10 FM ADMIN (222201 1000)	15,281.40	3.0%	\$91,959	\$0	\$91,959	\$0	\$91,959
12 FM ACCTNG BUREAU - TIDELANDS	3,736.07	1.0%	22,483	0	22,483	4,085	26,567
13 FM BUDGET MANAGEMENT (222202)	17,440.98	4.0%	104,955	0	104,955	19,068	124,023
14 FM PURCHASING (222204 1000)	47,002.23	10.0%	282,847	0	282,847	51,386	334,233
15 FM FLEET SERVICES BUREAU (222205)	161,081.26	36.0%	969,343	0	969,343	176,105	1,145,448
63 222201 6100	716.00	0.0%	4,309	0	4,309	783	5,091
64 222201 6400	898.30	0.0%	5,406	0	5,406	982	6,388
67 222202 6400	5,464.61	1.0%	32,885	0	32,885	5,974	38,859
68 222202 7600	1,041.96	0.0%	6,270	0	6,270	1,139	7,409
69 222203 1000	29,178.82	6.0%	175,590	0	175,590	31,900	207,490
70 222203 2200	319.42	0.0%	1,922	0	1,922	349	2,271
73 222203 2710	478.39	0.0%	2,879	0	2,879	523	3,402
77 222203 2761	260.79	0.0%	1,569	0	1,569	285	1,854
80 222203 6100	3,556.08	1.0%	21,400	0	21,400	3,888	25,287
81 222203 6300	396.76	0.0%	2,388	0	2,388	434	2,821
82 222203 6400	9,885.38	2.0%	59,488	0	59,488	10,807	70,295
84 222203 7700	487.56	0.0%	2,934	0	2,934	533	3,467
89 222205 1000	12,091.50	3.0%	72,763	0	72,763	13,219	85,983
90 222206 1000	68,827.40	15.0%	414,185	0	414,185	75,247	489,431
100 222208 6230	19,160.46	4.0%	115,302	0	115,302	20,947	136,250
101 222208 7550	52,783.59	12.0%	317,637	0	317,637	57,707	375,344
<b>Subtotal</b>	<b>450,088.96</b>	<b>100.0%</b>	<b>2,708,513</b>	<b>0</b>	<b>2,708,513</b>	<b>475,361</b>	<b>3,183,874</b>
Direct Bills					0		0
<b>Total</b>					<b>\$2,708,513</b>		<b>\$3,183,874</b>

Basis Units: Number of Work Hours per FM Program

Source:

**City of Long Beach, CA  
Full Cost Allocation Plan**

FY 2020-21  
1/26/2023

**Allocation Summary**

**Dept:10 FM ADMIN (222201 1000)**

<b>Department</b>	<b>Admin General</b>	<b>Admin Personnel</b>	<b>Total</b>
10 FM ADMIN (222201 1000)	\$142,321	\$91,959	\$234,280
12 FM ACCTNG BUREAU - TIDELANDS	34,795	26,567	61,362
13 FM BUDGET MANAGEMENT (222202)	162,434	124,023	286,456
14 FM PURCHASING (222204 1000)	437,747	334,233	771,980
15 FM FLEET SERVICES BUREAU (222205)	1,500,203	1,145,448	2,645,651
63 222201 6100	6,668	5,091	11,760
64 222201 6400	8,366	6,388	14,754
67 222202 6400	50,894	38,859	89,753
68 222202 7600	9,704	7,409	17,113
69 222203 1000	271,752	207,490	479,243
70 222203 2200	2,975	2,271	5,246
73 222203 2710	4,455	3,402	7,857
77 222203 2761	2,429	1,854	4,283
80 222203 6100	33,119	25,287	58,406
81 222203 6300	3,695	2,821	6,517
82 222203 6400	92,066	70,295	162,361
84 222203 7700	4,541	3,467	8,008
89 222205 1000	112,612	85,983	198,595
90 222206 1000	641,012	489,431	1,130,444
100 222208 6230	178,448	136,250	314,698
101 222208 7550	491,591	375,344	866,935
<b>Total</b>	<b>\$4,191,828</b>	<b>\$3,183,874</b>	<b>\$7,375,702</b>

## FINANCIAL MANAGEMENT ACCOUNTING BUREAU (222203 1000) Nature and Extent of Services

The Accounting Bureau of the Financial Management department is responsible for maintenance of the City's financial system, data processing of accounts payable and checks, payroll processing, indirect cost plan, certain billing and collections functions, and fixed asset control. These costs are allocated to Receiving Departments, as follows:

**General Accounting Citywide** - Costs associated with all aspects of the financial system control, including fixed assets, maintaining the financial books of the City, bank and system reconciliations, and issuing appropriate financial reports. Gas, Harbor, Water, and Sewer do not receive some of these services and are therefore discounted in the allocation basis. These costs have been allocated based on the number of financial transactions per Dept. / Bureau / Fund. (Excl. Journal Vouchers & Budget for Depts 50 & 60) and (Excl. 50% of all transactions 38, 50, 60) & (Fixed Assets for Depts 38, 50 & 60).

**Accounts Payable Citywide** - Costs associated with the City vendor payment process, including coordinating year end close, encumbrance review, maintaining the citywide vendor file, processing state & federal legal reporting requirements for 1099's, and assisting all departments with Advanced Purchasing and Inventory Control System and other payment related topics. Gas, Harbor, Water, and Sewer do not receive some of these services and are therefore discounted in the allocation basis. These costs have been allocated have been allocated based on the number of all check and voucher transactions per Dept. / Bureau / Fund. (Excl. Vouchers for Depts 38, 50 & 60) and (Excl. 50% Checks Depts 38, 50 & 60).

**FINANCIAL MANAGEMENT ACCOUNTING BUREAU (222203 1000)**  
**Nature and Extent of Services**

**CIP Accounting** - Costs associated with the accounting and financial support provided to capital improvement projects have been allocated directly to the Public Works Engineering Administration Department.

**Tidelands & Compliance**- Costs associated with the accounting and financial support provided to Tidelands have been allocated directly to Financial Management Accounting Bureau- Tidelands (222203 7600).

The following chart illustrates the functions and measures used to allocate Financial Management Accounting Bureau costs. The top tier shows the Central Service department, the second tier shows the functions developed, and the third tier shows the measures used to allocate costs citywide:

# Financial Management Accounting Bureau

## Inbound Allocated Indirect Cost

### General Admin

A/P Citywide  
Unit 220304

Allocation based  
on all voucher  
transactions  
(Excludes Depts  
38, 50, 60)

Depts /  
Funds

Allocation based on  
all check transactions  
(Excludes 50% for  
Depts 38, 50, 60)

Depts /  
Funds

Gen Accounting  
+  
Grants Admin

Allocation based on  
transactions

Excludes Journal  
Vouchers for Depts  
50, 60

Excludes 50% of all  
transactions for  
Depts 38, 50, 60

Excludes Budget  
for Depts 50, 60

Excludes Fixed  
Asset Transactions  
for Depts 38, 50, 60

Depts / Funds

CIP Accounting  
Unit 220303

303004

**City of Long Beach, CA**  
**Full Cost Allocation Plan**

FY 2020-21  
1/26/2023

**A. Department Costs**

Dept:11 FM ACCOUNTING BUREAU (222203 1000)

Description		Amount	General Admin	General Accounting Citywide	Accounts Payable Citywide	CIP Accounting	Tidelands & Compliance
<b>Personnel Costs</b>							
Salaries	S1	2,040,776	0	1,231,609	185,952	623,215	0
<i>Salary % Split</i>			<i>.00%</i>	<i>60.35%</i>	<i>9.11%</i>	<i>30.54%</i>	<i>.00%</i>
Benefits	S	0	0	0	0	0	0
<b>Subtotal - Personnel Costs</b>		<b>2,040,776</b>	<b>0</b>	<b>1,231,609</b>	<b>185,952</b>	<b>623,215</b>	<b>0</b>
<b>Services &amp; Supplies Cost</b>							
Materials, Services & Supplies	P	243,526	0	214,915	28,213	398	0
Internal Services	P	18,442	0	12,695	2,754	2,993	0
<b>Subtotal - Services &amp; Supplies</b>		<b>261,968</b>	<b>0</b>	<b>227,610</b>	<b>30,967</b>	<b>3,391</b>	<b>0</b>
<b>Department Cost Total</b>		<b>2,302,744</b>	<b>0</b>	<b>1,459,219</b>	<b>216,919</b>	<b>626,606</b>	<b>0</b>
<b>Adjustments to Cost</b>							
<b>Subtotal - Adjustments</b>		<b>0</b>	<b>0</b>	<b>0</b>	<b>0</b>	<b>0</b>	<b>0</b>
<b>Total Costs After Adjustments</b>		<b>2,302,744</b>	<b>0</b>	<b>1,459,219</b>	<b>216,919</b>	<b>626,606</b>	<b>0</b>
General Admin Distribution			0	0	0	0	0
<b>Grand Total</b>		<b>\$2,302,744</b>		<b>\$1,459,219</b>	<b>\$216,919</b>	<b>\$626,606</b>	<b>\$0</b>

**City of Long Beach, CA  
Full Cost Allocation Plan**

FY 2020-21  
1/26/2023

**B. Incoming Costs - (Default Spread Salary%)**

**Dept:11 FM ACCOUNTING BUREAU (222203 1000)**

**No Indirect Costs**

Page Intentionally Left Blank

City of Long Beach, CA  
Full Cost Allocation Plan

FY 2020-21  
1/26/2023

General Accounting Citywide Allocations

Dept:11 FM ACCOUNTING BUREAU (222203 1000)

Department	Units	Allocation Percent	First Allocation	Direct Billed	Department Allocation	Second Allocation	Total
4 CITY AUDITOR (14 1000)	965.00	0.0%	\$1,063	\$0	\$1,063	\$0	\$1,063
5 CITY CLERK (11 1000)	3,315.00	0.0%	3,651	0	3,651	0	3,651
6 CITY MANAGER (20 1000)	9,241.00	1.0%	10,177	0	10,177	0	10,177
7 CIVIL SERVICE (12 1000)	5,848.00	0.0%	6,440	0	6,440	0	6,440
8 DISASTER PREPAREDNESS & EMEI	2,596.00	0.0%	2,859	0	2,859	0	2,859
9 FIRE ADMIN (333301 1000)	2,184.00	0.0%	2,405	0	2,405	0	2,405
10 FM ADMIN (222201 1000)	1,515.00	0.0%	1,668	0	1,668	0	1,668
12 FM ACCTNG BUREAU - TIDELANDS	492.00	0.0%	542	0	542	0	542
13 FM BUDGET MANAGEMENT (222202	889.00	0.0%	979	0	979	0	979
14 FM PURCHASING (222204 1000)	11,786.00	1.0%	12,980	0	12,980	0	12,980
15 FM FLEET SERVICES BUREAU (2222	16,666.00	1.0%	18,354	0	18,354	0	18,354
16 LEGISLATIVE (10 1000)	5,957.00	0.0%	6,560	0	6,560	0	6,560
17 LAW (13 1000)	11,361.00	1.0%	12,511	0	12,511	0	12,511
18 PUBLIC WORKS ADMINISTRATION (	4,867.00	0.0%	5,360	0	5,360	0	5,360
19 PW ENGINEERING (303004 & 30300	7,657.00	1.0%	8,432	0	8,432	0	8,432
20 TECHNICAL SERVICES (23 6100)	29,917.00	2.0%	32,947	0	32,947	0	32,947
24 111104 1000	825.00	0.0%	909	0	909	0	909
29 12 6400	412.00	0.0%	454	0	454	0	454
30 131302 6400	425.00	0.0%	468	0	468	0	468
31 131303 6300	1,110.00	0.0%	1,222	0	1,222	0	1,222
32 131303 6350	1,156.00	0.0%	1,273	0	1,273	0	1,273
33 14 6400	382.00	0.0%	421	0	421	0	421
34 14 7600	419.00	0.0%	461	0	461	0	461
35 15 1000	2,450.00	0.0%	2,698	0	2,698	0	2,698
36 15 1010	95.00	0.0%	105	0	105	0	105
37 15 1030	66.00	0.0%	73	0	73	0	73
38 15 2010	230.00	0.0%	253	0	253	0	253
39 15 2025	289.00	0.0%	318	0	318	0	318
41 20 2010	191.00	0.0%	210	0	210	0	210
42 20 2400	4,522.00	0.0%	4,980	0	4,980	0	4,980
44 20 7630	24.00	0.0%	26	0	26	0	26
45 20 7635	17.00	0.0%	19	0	19	0	19
47 212101 6300	559.00	0.0%	616	0	616	0	616
48 212101 6400	615.00	0.0%	677	0	677	0	677
50 212102 6120 (CIP)	413.00	0.0%	455	0	455	0	455
52 212102 6400	2,899.00	0.0%	3,193	0	3,193	0	3,193
53 212103 6400	986.00	0.0%	1,086	0	1,086	0	1,086
55 212104 6300	3,581.00	0.0%	3,944	0	3,944	0	3,944
56 212104 6350	629.00	0.0%	693	0	693	0	693
57 212105 1000	45.00	0.0%	50	0	50	0	50
62 222201 1000	2.00	0.0%	2	0	2	0	2
63 222201 6100	164.00	0.0%	181	0	181	0	181

City of Long Beach, CA  
Full Cost Allocation Plan

FY 2020-21  
1/26/2023

General Accounting Citywide Allocations

Dept:11 FM ACCOUNTING BUREAU (222203 1000)

Department	Units	Allocation Percent	First Allocation	Direct Billed	Department Allocation	Second Allocation	Total
64 222201 6400	377.00	0.0%	\$415	\$0	\$415	\$0	\$415
65 222202 1000	4.00	0.0%	4	0	4	0	4
66 222202 1020	3.00	0.0%	3	0	3	0	3
67 222202 6400	572.00	0.0%	630	0	630	0	630
68 222202 7600	394.00	0.0%	434	0	434	0	434
69 222203 1000	2,063.00	0.0%	2,272	0	2,272	0	2,272
70 222203 2200	373.00	0.0%	411	0	411	0	411
72 222203 2501	13.00	0.0%	14	0	14	0	14
73 222203 2710	488.00	0.0%	537	0	537	0	537
77 222203 2761	370.00	0.0%	407	0	407	0	407
78 222203 5500 (CIP)	1.00	0.0%	1	0	1	0	1
79 222203 5501 (CIP)	31.00	0.0%	34	0	34	0	34
80 222203 6100	386.00	0.0%	425	0	425	0	425
81 222203 6300	408.00	0.0%	449	0	449	0	449
82 222203 6400	600.00	0.0%	661	0	661	0	661
84 222203 7700	389.00	0.0%	428	0	428	0	428
85 222204 1000	11.00	0.0%	12	0	12	0	12
86 222204 1030	18.00	0.0%	20	0	20	0	20
89 222205 1000	1,264.00	0.0%	1,392	0	1,392	0	1,392
90 222206 1000	8,372.00	1.0%	9,220	0	9,220	0	9,220
93 222207 6100	11.00	0.0%	12	0	12	0	12
96 222208 5413 (CIP)	36.00	0.0%	40	0	40	0	40
97 222208 6205	1.00	0.0%	1	0	1	0	1
98 222208 6210	9.00	0.0%	10	0	10	0	10
99 222208 6220 (CIP)	33.00	0.0%	36	0	36	0	36
100 222208 6230	3,226.00	0.0%	3,553	0	3,553	0	3,553
101 222208 7550	4,417.00	0.0%	4,864	0	4,864	0	4,864
103 232302 6120 (CIP)	1,069.00	0.0%	1,177	0	1,177	0	1,177
105 232304 6120 (CIP)	47.00	0.0%	52	0	52	0	52
106 242401 1000	1,537.00	0.0%	1,693	0	1,693	0	1,693
108 242401 2501	14.00	0.0%	15	0	15	0	15
110 242401 2711	12.00	0.0%	13	0	13	0	13
112 242401 5501 (CIP)	16.00	0.0%	18	0	18	0	18
113 242401 7500	4,652.00	0.0%	5,123	0	5,123	0	5,123
116 242402 1000	830.00	0.0%	914	0	914	0	914
117 242402 2500	174.00	0.0%	192	0	192	0	192
118 242402 2501	1,505.00	0.0%	1,657	0	1,657	0	1,657
119 242402 2550	1,856.00	0.0%	2,044	0	2,044	0	2,044
120 242402 2650	22.00	0.0%	24	0	24	0	24
121 242402 2711	5,260.00	0.0%	5,793	0	5,793	0	5,793
122 242402 2713	815.00	0.0%	898	0	898	0	898
123 242402 4505	346.00	0.0%	381	0	381	0	381

**City of Long Beach, CA  
Full Cost Allocation Plan**

FY 2020-21  
1/26/2023

General Accounting Citywide Allocations

Dept:11 FM ACCOUNTING BUREAU (222203 1000)

Department	Units	Allocation Percent	First Allocation	Direct Billed	Department Allocation	Second Allocation	Total
124 242402 5500 (CIP)	376.00	0.0%	\$414	\$0	\$414	\$0	\$414
125 242402 5501 (CIP)	763.00	0.0%	840	0	840	0	840
127 242403 1000	229.00	0.0%	252	0	252	0	252
128 242403 2035	57.00	0.0%	63	0	63	0	63
129 242403 7500	10,102.00	1.0%	11,125	0	11,125	0	11,125
130 242403 7510	120.00	0.0%	132	0	132	0	132
131 242403 7600	1.00	0.0%	1	0	1	0	1
133 242404 7500	21,941.00	2.0%	24,163	0	24,163	0	24,163
135 242404 7520	1,094.00	0.0%	1,205	0	1,205	0	1,205
136 242405 1000	4,340.00	0.0%	4,779	0	4,779	0	4,779
138 242405 2711	825.00	0.0%	909	0	909	0	909
139 242405 7500	1,339.00	0.0%	1,475	0	1,475	0	1,475
140 252501 1000	1,343.00	0.0%	1,479	0	1,479	0	1,479
141 252501 2710	102.00	0.0%	112	0	112	0	112
142 252501 6000	707.00	0.0%	779	0	779	0	779
143 252501 7600	738.00	0.0%	813	0	813	0	813
145 252502 1000	5,016.00	0.0%	5,524	0	5,524	0	5,524
146 252502 2600	74.00	0.0%	81	0	81	0	81
147 252502 2650	729.00	0.0%	803	0	803	0	803
148 252503 1000	2,946.00	0.0%	3,244	0	3,244	0	3,244
149 252503 1020	18.00	0.0%	20	0	20	0	20
150 252503 6000	36.00	0.0%	40	0	40	0	40
151 252503 7600	2,693.00	0.0%	2,966	0	2,966	0	2,966
152 252503 7605	16.00	0.0%	18	0	18	0	18
153 252503 7700	742.00	0.0%	817	0	817	0	817
154 252503 7750	124.00	0.0%	137	0	137	0	137
155 252503 7770 (CIP)	10.00	0.0%	11	0	11	0	11
156 252504 1000	2,355.00	0.0%	2,593	0	2,593	0	2,593
157 252504 2710	52,621.00	4.0%	57,950	0	57,950	0	57,950
159 303001 1000	2.00	0.0%	2	0	2	0	2
162 303003 1010	122.00	0.0%	134	0	134	0	134
163 303003 2600	191.00	0.0%	210	0	210	0	210
169 303003 6000	691.00	0.0%	761	0	761	0	761
170 303003 7600	459.00	0.0%	505	0	505	0	505
171 303003 7631	3,148.00	0.0%	3,467	0	3,467	0	3,467
174 303004 4005	3.00	0.0%	3	0	3	0	3
175 303004 5020 (CIP)	255.00	0.0%	281	0	281	0	281
176 303004 5418 (CIP)	564.00	0.0%	621	0	621	0	621
178 303004 7600	448.00	0.0%	493	0	493	0	493
179 303005 1000	5,945.00	0.0%	6,547	0	6,547	0	6,547
181 303005 7300	15,096.00	1.0%	16,625	0	16,625	0	16,625
182 303005 7310 (CIP)	107.00	0.0%	118	0	118	0	118

**City of Long Beach, CA  
Full Cost Allocation Plan**

FY 2020-21  
1/26/2023

General Accounting Citywide Allocations

Dept:11 FM ACCOUNTING BUREAU (222203 1000)

Department	Units	Allocation Percent	First Allocation	Direct Billed	Department Allocation	Second Allocation	Total
183 303005 7600	410.00	0.0%	\$452	\$0	\$452	\$0	\$452
184 303006 1000	18,908.00	1.0%	20,823	0	20,823	0	20,823
185 303006 1010	15.00	0.0%	17	0	17	0	17
186 303006 1020	13.00	0.0%	14	0	14	0	14
187 303006 2000	12.00	0.0%	13	0	13	0	13
188 303006 6000	1,306.00	0.0%	1,438	0	1,438	0	1,438
189 303006 6020 (CIP)	1.00	0.0%	1	0	1	0	1
190 303006 7600	487.00	0.0%	536	0	536	0	536
191 303006 7631	1,440.00	0.0%	1,586	0	1,586	0	1,586
192 303006 7700	183.00	0.0%	202	0	202	0	202
197 303007 2810	145.00	0.0%	160	0	160	0	160
198 303007 2811	655.00	0.0%	721	0	721	0	721
199 303007 5010 (CIP)	299.00	0.0%	329	0	329	0	329
201 303007 5020 (CIP)	49,758.00	4.0%	54,797	0	54,797	0	54,797
202 303007 5120 (CIP)	15.00	0.0%	17	0	17	0	17
204 303007 5310 (CIP)	22.00	0.0%	24	0	24	0	24
205 303007 5320 (CIP)	293.00	0.0%	323	0	323	0	323
207 303007 5411 (CIP)	726.00	0.0%	800	0	800	0	800
208 303007 5412 (CIP)	219.00	0.0%	241	0	241	0	241
209 303007 5413 (CIP)	77.00	0.0%	85	0	85	0	85
210 303007 5414 (CIP)	1,153.00	0.0%	1,270	0	1,270	0	1,270
211 303007 5416 (CIP)	333.00	0.0%	367	0	367	0	367
212 303007 5417 (CIP)	350.00	0.0%	385	0	385	0	385
213 303007 5418 (CIP)	33.00	0.0%	36	0	36	0	36
214 303007 5420 (CIP)	31.00	0.0%	34	0	34	0	34
216 303007 6020 (CIP)	1,994.00	0.0%	2,196	0	2,196	0	2,196
218 303007 6220 (CIP)	1.00	0.0%	1	0	1	0	1
223 303007 7600	1,708.00	0.0%	1,881	0	1,881	0	1,881
224 303007 7610 (CIP)	2.00	0.0%	2	0	2	0	2
225 303007 7620 (CIP)	7,650.00	1.0%	8,425	0	8,425	0	8,425
227 303007 7720 (CIP)	10.00	0.0%	11	0	11	0	11
228 303007 7770 (CIP)	33.00	0.0%	36	0	36	0	36
243 303010 6205	2.00	0.0%	2	0	2	0	2
249 313101 2010	274.00	0.0%	302	0	302	0	302
250 313102 2010	1.00	0.0%	1	0	1	0	1
251 313103 1000	3,289.00	0.0%	3,622	0	3,622	0	3,622
253 323201 1000	11,820.00	1.0%	13,017	0	13,017	0	13,017
254 323201 1020	13.00	0.0%	14	0	14	0	14
255 323201 1040	16.00	0.0%	18	0	18	0	18
256 323201 1041	17.00	0.0%	19	0	19	0	19
257 323201 1042	18.00	0.0%	20	0	20	0	20
258 323201 1043	18.00	0.0%	20	0	20	0	20

**City of Long Beach, CA  
Full Cost Allocation Plan**

FY 2020-21  
1/26/2023

General Accounting Citywide Allocations

Dept:11 FM ACCOUNTING BUREAU (222203 1000)

Department	Units	Allocation Percent	First Allocation	Direct Billed	Department Allocation	Second Allocation	Total
260 323201 2020	177.00	0.0%	\$195	\$0	\$195	\$0	\$195
262 323201 2812	132.00	0.0%	145	0	145	0	145
266 323202 1000	1,899.00	0.0%	2,091	0	2,091	0	2,091
268 323203 1000	7,702.00	1.0%	8,482	0	8,482	0	8,482
269 323203 1020	3.00	0.0%	3	0	3	0	3
270 323203 2010	3.00	0.0%	3	0	3	0	3
271 323203 2020	3,239.00	0.0%	3,567	0	3,567	0	3,567
273 323203 7600	1.00	0.0%	1	0	1	0	1
275 323204 1000	16,050.00	1.0%	17,675	0	17,675	0	17,675
276 323204 1020	3.00	0.0%	3	0	3	0	3
280 323205 1000	14,166.00	1.0%	15,601	0	15,601	0	15,601
281 323205 1020	6.00	0.0%	7	0	7	0	7
282 323205 1030	51.00	0.0%	56	0	56	0	56
285 323205 2150	2.00	0.0%	2	0	2	0	2
287 323205 7600	941.00	0.0%	1,036	0	1,036	0	1,036
289 323206 1000	13,342.00	1.0%	14,693	0	14,693	0	14,693
290 323206 1020	17.00	0.0%	19	0	19	0	19
295 323206 7600	1,159.00	0.0%	1,276	0	1,276	0	1,276
296 323206 7700	784.00	0.0%	863	0	863	0	863
300 333302 1000	12,129.00	1.0%	13,357	0	13,357	0	13,357
301 333302 1020	66.00	0.0%	73	0	73	0	73
304 333302 2100	5.00	0.0%	6	0	6	0	6
305 333302 2813	237.00	0.0%	261	0	261	0	261
307 333302 7600	2,233.00	0.0%	2,459	0	2,459	0	2,459
308 333302 7700	745.00	0.0%	820	0	820	0	820
309 333303 1000	8,440.00	1.0%	9,295	0	9,295	0	9,295
312 333303 2300	1,084.00	0.0%	1,194	0	1,194	0	1,194
313 333303 7600	310.00	0.0%	341	0	341	0	341
314 333304 1000	3,870.00	0.0%	4,262	0	4,262	0	4,262
315 333304 2030	980.00	0.0%	1,079	0	1,079	0	1,079
316 343401 1000	1,087.00	0.0%	1,197	0	1,197	0	1,197
317 343401 7600	416.00	0.0%	458	0	458	0	458
318 343401 7700	428.00	0.0%	471	0	471	0	471
319 343402 1000	43,583.00	3.0%	47,996	0	47,996	0	47,996
320 343402 2015	7,601.00	1.0%	8,371	0	8,371	0	8,371
321 343402 2400	132.00	0.0%	145	0	145	0	145
323 343402 7600	5,841.00	0.0%	6,432	0	6,432	0	6,432
325 343403 1000	8,616.00	1.0%	9,489	0	9,489	0	9,489
327 343403 2015	15.00	0.0%	17	0	17	0	17
332 343403 7600	942.00	0.0%	1,037	0	1,037	0	1,037
333 343403 7700	870.00	0.0%	958	0	958	0	958
336 343404 7600	9,389.00	1.0%	10,340	0	10,340	0	10,340

**City of Long Beach, CA  
Full Cost Allocation Plan**

FY 2020-21  
1/26/2023

General Accounting Citywide Allocations

Dept:11 FM ACCOUNTING BUREAU (222203 1000)

Department	Units	Allocation Percent	First Allocation	Direct Billed	Department Allocation	Second Allocation	Total
340 343404 7700	9,850.00	1.0%	\$10,847	\$0	\$10,847	\$0	\$10,847
341 343404 7710 (CIP)	9.00	0.0%	10	0	10	0	10
342 343404 7720 (CIP)	3.00	0.0%	3	0	3	0	3
343 343405 1000	9,584.00	1.0%	10,555	0	10,555	0	10,555
345 343405 7600	390.00	0.0%	429	0	429	0	429
346 343406 1000	4,615.00	0.0%	5,082	0	5,082	0	5,082
348 343406 2010	2.00	0.0%	2	0	2	0	2
349 343406 2015	77.00	0.0%	85	0	85	0	85
350 343406 2400	349.00	0.0%	384	0	384	0	384
351 343406 2811	124.00	0.0%	137	0	137	0	137
352 343406 5010 (CIP)	11.00	0.0%	12	0	12	0	12
353 343406 5020 (CIP)	185.00	0.0%	204	0	204	0	204
356 343406 7600	2,555.00	0.0%	2,814	0	2,814	0	2,814
357 343406 7700	2,359.00	0.0%	2,598	0	2,598	0	2,598
361 353501 2200	1,597.00	0.0%	1,759	0	1,759	0	1,759
362 353501 2210	86.00	0.0%	95	0	95	0	95
364 353502 1000	751.00	0.0%	827	0	827	0	827
365 353502 2200	3,098.00	0.0%	3,412	0	3,412	0	3,412
366 353502 2210	13,003.00	1.0%	14,320	0	14,320	0	14,320
376 353505 2200	10,057.00	1.0%	11,075	0	11,075	0	11,075
377 353505 2210	8,662.00	1.0%	9,539	0	9,539	0	9,539
379 353506 1000	16.00	0.0%	18	0	18	0	18
380 353506 2210	4.00	0.0%	4	0	4	0	4
382 353507 1000	3,908.00	0.0%	4,304	0	4,304	0	4,304
384 353507 2200	667.00	0.0%	735	0	735	0	735
385 353507 2210	13,534.00	1.0%	14,905	0	14,905	0	14,905
386 353507 2760	4.00	0.0%	4	0	4	0	4
387 353508 1000	582.00	0.0%	641	0	641	0	641
389 353508 2200	9,471.00	1.0%	10,430	0	10,430	0	10,430
390 353508 2210	2,494.00	0.0%	2,747	0	2,747	0	2,747
391 353508 2300	867.00	0.0%	955	0	955	0	955
392 353508 2310	12.00	0.0%	13	0	13	0	13
393 353509 1000	2,331.00	0.0%	2,567	0	2,567	0	2,567
394 353509 2200	8,305.00	1.0%	9,146	0	9,146	0	9,146
395 353509 2210	136.00	0.0%	150	0	150	0	150
396 353510 1000	4.00	0.0%	4	0	4	0	4
398 353510 2760	1,357.00	0.0%	1,494	0	1,494	0	1,494
399 353510 2761	2,726.00	0.0%	3,002	0	3,002	0	3,002
400 353511 1000	12,169.00	1.0%	13,401	0	13,401	0	13,401
401 353511 2000	96.00	0.0%	106	0	106	0	106
402 353511 2200	3,211.00	0.0%	3,536	0	3,536	0	3,536
403 353511 2210	17,958.00	1.0%	19,777	0	19,777	0	19,777

**City of Long Beach, CA  
Full Cost Allocation Plan**

FY 2020-21  
1/26/2023

General Accounting Citywide Allocations

Dept:11 FM ACCOUNTING BUREAU (222203 1000)

Department	Units	Allocation Percent	First Allocation	Direct Billed	Department Allocation	Second Allocation	Total
407 363601 1000	3,126.00	0.0%	\$3,443	\$0	\$3,443	\$0	\$3,443
408 363602 1000	5,122.00	0.0%	5,641	0	5,641	0	5,641
409 363602 2040	1,144.00	0.0%	1,260	0	1,260	0	1,260
411 363603 1000	15,865.00	1.0%	17,472	0	17,472	0	17,472
412 363603 2040	307.00	0.0%	338	0	338	0	338
415 363604 1000	2,537.00	0.0%	2,794	0	2,794	0	2,794
417 373701 5020 (CIP)	3,294.00	0.0%	3,628	0	3,628	0	3,628
418 373701 7400	5,946.00	0.0%	6,548	0	6,548	0	6,548
419 373701 7410 (CIP)	610.00	0.0%	672	0	672	0	672
420 373701 7411 (CIP)	1,035.00	0.0%	1,140	0	1,140	0	1,140
421 373701 7412 (CIP)	227.00	0.0%	250	0	250	0	250
422 373701 7420 (CIP)	1,347.00	0.0%	1,483	0	1,483	0	1,483
424 373702 7400	7,383.00	1.0%	8,131	0	8,131	0	8,131
425 373702 7410 (CIP)	34.00	0.0%	37	0	37	0	37
426 373702 7411 (CIP)	4.00	0.0%	4	0	4	0	4
427 373702 7412 (CIP)	2.00	0.0%	2	0	2	0	2
428 373702 7420 (CIP)	6.00	0.0%	7	0	7	0	7
429 373702 7425	284.00	0.0%	313	0	313	0	313
430 383801 7000	34.50	0.0%	38	0	38	0	38
431 383801 7800	2.00	0.0%	2	0	2	0	2
432 383802 7000	957.00	0.0%	1,054	0	1,054	0	1,054
433 383802 7005	1.00	0.0%	1	0	1	0	1
434 383802 7020 (CIP)	3.50	0.0%	4	0	4	0	4
435 383802 7800	20.50	0.0%	23	0	23	0	23
436 383803 7000	276.50	0.0%	305	0	305	0	305
438 383804 1100	135.00	0.0%	149	0	149	0	149
439 383804 7000	0.50	0.0%	1	0	1	0	1
440 383804 7800	251.50	0.0%	277	0	277	0	277
441 383805 7350	191.50	0.0%	211	0	211	0	211
442 383806 7000	917.50	0.0%	1,010	0	1,010	0	1,010
443 383806 7020 (CIP)	212.50	0.0%	234	0	234	0	234
445 383807 7000	553.50	0.0%	610	0	610	0	610
446 383807 7020 (CIP)	130.00	0.0%	143	0	143	0	143
448 505001 7900	1,831.50	0.0%	2,017	0	2,017	0	2,017
449 505001 7920	29.00	0.0%	32	0	32	0	32
450 505002 7900	808.50	0.0%	890	0	890	0	890
451 505002 7910	82.00	0.0%	90	0	90	0	90
452 505002 7920	11.00	0.0%	12	0	12	0	12
453 505003 7900	3,778.50	0.0%	4,161	0	4,161	0	4,161
454 505003 7910	14.00	0.0%	15	0	15	0	15
455 505003 7920	1,364.50	0.0%	1,503	0	1,503	0	1,503
456 505004 7900	620.00	0.0%	683	0	683	0	683

**City of Long Beach, CA  
Full Cost Allocation Plan**

FY 2020-21  
1/26/2023

General Accounting Citywide Allocations

Dept:11 FM ACCOUNTING BUREAU (222203 1000)

Department	Units	Allocation Percent	First Allocation	Direct Billed	Department Allocation	Second Allocation	Total
457 505004 7910	152.50	0.0%	\$168	\$0	\$168	\$0	\$168
458 505004 7920	147.00	0.0%	162	0	162	0	162
459 505005 7900	1,375.50	0.0%	1,515	0	1,515	0	1,515
460 505005 7905	7.50	0.0%	8	0	8	0	8
461 505005 7910	1.00	0.0%	1	0	1	0	1
462 505005 7920	338.00	0.0%	372	0	372	0	372
465 505005 7932	0.50	0.0%	1	0	1	0	1
466 505005 7933	0.50	0.0%	1	0	1	0	1
467 505005 7934	0.50	0.0%	1	0	1	0	1
468 505005 7935	0.50	0.0%	1	0	1	0	1
469 505005 7936	0.50	0.0%	1	0	1	0	1
470 505005 7937	0.50	0.0%	1	0	1	0	1
471 505005 7938	0.50	0.0%	1	0	1	0	1
472 505005 7939	0.50	0.0%	1	0	1	0	1
473 505005 7940	0.50	0.0%	1	0	1	0	1
474 505005 7941	1.50	0.0%	2	0	2	0	2
475 505005 7942	0.50	0.0%	1	0	1	0	1
476 505005 7943	4.00	0.0%	4	0	4	0	4
477 505005 7944	1.50	0.0%	2	0	2	0	2
478 505005 7945	2.00	0.0%	2	0	2	0	2
479 515105 7920	108.00	0.0%	119	0	119	0	119
482 606001 7100	46.50	0.0%	51	0	51	0	51
483 606002 7100	6.50	0.0%	7	0	7	0	7
485 606003 7100	1,059.00	0.0%	1,166	0	1,166	0	1,166
487 606004 7100	145.00	0.0%	160	0	160	0	160
488 606004 7101	11.00	0.0%	12	0	12	0	12
489 606004 7105	6.50	0.0%	7	0	7	0	7
490 606004 7120	14.00	0.0%	15	0	15	0	15
492 606004 7200	29.00	0.0%	32	0	32	0	32
493 606004 7205	3.00	0.0%	3	0	3	0	3
495 606005 7100	188.00	0.0%	207	0	207	0	207
496 606006 7100	246.50	0.0%	271	0	271	0	271
497 606006 7120	525.00	0.0%	578	0	578	0	578
498 606006 7121	33.00	0.0%	36	0	36	0	36
499 606006 7200	11.00	0.0%	12	0	12	0	12
500 606006 7220	198.00	0.0%	218	0	218	0	218
501 606007 7100	1,219.00	0.0%	1,342	0	1,342	0	1,342
502 606007 7101	36.50	0.0%	40	0	40	0	40
503 606007 7120	34.00	0.0%	37	0	37	0	37
504 606007 7200	39.50	0.0%	44	0	44	0	44
506 606008 7100	205.50	0.0%	226	0	226	0	226
507 606008 7120	49.00	0.0%	54	0	54	0	54

**City of Long Beach, CA  
Full Cost Allocation Plan**

FY 2020-21  
1/26/2023

General Accounting Citywide Allocations

Dept:11 FM ACCOUNTING BUREAU (222203 1000)

Department	Units	Allocation Percent	First Allocation	Direct Billed	Department Allocation	Second Allocation	Total
508 606008 7121	7.00	0.0%	\$8	\$0	\$8	\$0	\$8
509 606009 7100	2,127.00	0.0%	2,342	0	2,342	0	2,342
510 606009 7120	275.00	0.0%	303	0	303	0	303
512 606009 7200	557.50	0.0%	614	0	614	0	614
513 606009 7220	134.50	0.0%	148	0	148	0	148
514 All Other	508,678.00	38.0%	560,190	0	560,190	0	560,190
515 303011 1000	2,997.00	0.0%	3,300	0	3,300	0	3,300
516 303011 2600	223.00	0.0%	246	0	246	0	246
517 303011 6000	490.00	0.0%	540	0	540	0	540
518 303011 7600	428.00	0.0%	471	0	471	0	471
519 303011 7630	410.00	0.0%	452	0	452	0	452
520 303011 7631	3,621.00	0.0%	3,988	0	3,988	0	3,988
522 343403 1020	3.00	0.0%	3	0	3	0	3
524 505005 7946	0.50	0.0%	1	0	1	0	1
525 505005 7947	0.50	0.0%	1	0	1	0	1
527 20 7600	398.00	0.0%	438	0	438	0	438
<b>Subtotal</b>	<b>1,325,038.00</b>	<b>100.0%</b>	<b>1,459,219</b>	<b>0</b>	<b>1,459,219</b>	<b>0</b>	<b>1,459,219</b>
Direct Bills					0		0
<b>Total</b>					<b>\$1,459,219</b>		<b>\$1,459,219</b>

Basis Units: Number of Financial Transactions per Department (Excl. Journal Vouchers & Budget 50, 60) (Excl. 50% of all Transactions 38, 50, 60) (Excl. Fixed Assets 38, 50 60)  
Source:

City of Long Beach, CA  
Full Cost Allocation Plan

FY 2020-21  
1/26/2023

Accounts Payable Citywide Allocations

Dept:11 FM ACCOUNTING BUREAU (222203 1000)

Department	Units	Allocation Percent	First Allocation	Direct Billed	Department Allocation	Second Allocation	Total
4 CITY AUDITOR (14 1000)	299	0.0%	\$270	\$0	\$270	\$0	\$270
5 CITY CLERK (11 1000)	231	0.0%	209	0	209	0	209
6 CITY MANAGER (20 1000)	1,108	0.0%	1,001	0	1,001	0	1,001
7 CIVIL SERVICE (12 1000)	293	0.0%	265	0	265	0	265
8 DISASTER PREPAREDNESS & EMEI	773	0.0%	699	0	699	0	699
9 FIRE ADMIN (333301 1000)	626	0.0%	566	0	566	0	566
10 FM ADMIN (222201 1000)	53	0.0%	48	0	48	0	48
13 FM BUDGET MANAGEMENT (222202	47	0.0%	42	0	42	0	42
14 FM PURCHASING (222204 1000)	409	0.0%	370	0	370	0	370
15 FM FLEET SERVICES BUREAU (2222	12,179	5.0%	11,008	0	11,008	0	11,008
16 LEGISLATIVE (10 1000)	302	0.0%	273	0	273	0	273
17 LAW (13 1000)	413	0.0%	373	0	373	0	373
18 PUBLIC WORKS ADMINISTRATION (	596	0.0%	539	0	539	0	539
19 PW ENGINEERING (303004 & 30300E	1,193	0.0%	1,078	0	1,078	0	1,078
20 TECHNICAL SERVICES (23 6100)	9,990	4.0%	9,030	0	9,030	0	9,030
24 111104 1000	19	0.0%	17	0	17	0	17
29 12 6400	14	0.0%	13	0	13	0	13
30 131302 6400	13	0.0%	12	0	12	0	12
31 131303 6300	391	0.0%	353	0	353	0	353
32 131303 6350	381	0.0%	344	0	344	0	344
34 14 7600	20	0.0%	18	0	18	0	18
35 15 1000	501	0.0%	453	0	453	0	453
38 15 2010	11	0.0%	10	0	10	0	10
39 15 2025	21	0.0%	19	0	19	0	19
41 20 2010	38	0.0%	34	0	34	0	34
42 20 2400	917	0.0%	829	0	829	0	829
47 212101 6300	82	0.0%	74	0	74	0	74
48 212101 6400	69	0.0%	62	0	62	0	62
52 212102 6400	420	0.0%	380	0	380	0	380
53 212103 6400	175	0.0%	158	0	158	0	158
55 212104 6300	666	0.0%	602	0	602	0	602
56 212104 6350	35	0.0%	32	0	32	0	32
69 222203 1000	148	0.0%	134	0	134	0	134
82 222203 6400	64	0.0%	58	0	58	0	58
89 222205 1000	193	0.0%	174	0	174	0	174
90 222206 1000	924	0.0%	835	0	835	0	835
96 222208 5413 (CIP)	30	0.0%	27	0	27	0	27
98 222208 6210	6	0.0%	5	0	5	0	5
99 222208 6220 (CIP)	12	0.0%	11	0	11	0	11
100 222208 6230	2,081	1.0%	1,881	0	1,881	0	1,881
101 222208 7550	879	0.0%	795	0	795	0	795
103 232302 6120 (CIP)	413	0.0%	373	0	373	0	373

**City of Long Beach, CA  
Full Cost Allocation Plan**

FY 2020-21  
1/26/2023

Accounts Payable Citywide Allocations

Dept:11 FM ACCOUNTING BUREAU (222203 1000)

Department	Units	Allocation Percent	First Allocation	Direct Billed	Department Allocation	Second Allocation	Total
105 232304 6120 (CIP)	11	0.0%	\$10	\$0	\$10	\$0	\$10
106 242401 1000	255	0.0%	230	0	230	0	230
113 242401 7500	89	0.0%	80	0	80	0	80
116 242402 1000	27	0.0%	24	0	24	0	24
118 242402 2501	321	0.0%	290	0	290	0	290
119 242402 2550	135	0.0%	122	0	122	0	122
121 242402 2711	1,832	1.0%	1,656	0	1,656	0	1,656
122 242402 2713	220	0.0%	199	0	199	0	199
123 242402 4505	19	0.0%	17	0	17	0	17
125 242402 5501 (CIP)	55	0.0%	50	0	50	0	50
127 242403 1000	1	0.0%	1	0	1	0	1
128 242403 2035	10	0.0%	9	0	9	0	9
129 242403 7500	881	0.0%	796	0	796	0	796
130 242403 7510	58	0.0%	52	0	52	0	52
133 242404 7500	779	0.0%	704	0	704	0	704
136 242405 1000	170	0.0%	154	0	154	0	154
139 242405 7500	232	0.0%	210	0	210	0	210
140 252501 1000	279	0.0%	252	0	252	0	252
145 252502 1000	1,257	1.0%	1,136	0	1,136	0	1,136
147 252502 2650	30	0.0%	27	0	27	0	27
148 252503 1000	921	0.0%	832	0	832	0	832
149 252503 1020	2	0.0%	2	0	2	0	2
150 252503 6000	24	0.0%	22	0	22	0	22
151 252503 7600	77	0.0%	70	0	70	0	70
154 252503 7750	66	0.0%	60	0	60	0	60
156 252504 1000	279	0.0%	252	0	252	0	252
157 252504 2710	5,709	2.0%	5,160	0	5,160	0	5,160
162 303003 1010	9	0.0%	8	0	8	0	8
163 303003 2600	114	0.0%	103	0	103	0	103
169 303003 6000	114	0.0%	103	0	103	0	103
171 303003 7631	639	0.0%	578	0	578	0	578
178 303004 7600	116	0.0%	105	0	105	0	105
179 303005 1000	2,750	1.0%	2,486	0	2,486	0	2,486
181 303005 7300	4,758	2.0%	4,301	0	4,301	0	4,301
182 303005 7310 (CIP)	76	0.0%	69	0	69	0	69
184 303006 1000	7,387	3.0%	6,677	0	6,677	0	6,677
186 303006 1020	8	0.0%	7	0	7	0	7
187 303006 2000	12	0.0%	11	0	11	0	11
188 303006 6000	139	0.0%	126	0	126	0	126
190 303006 7600	176	0.0%	159	0	159	0	159
191 303006 7631	126	0.0%	114	0	114	0	114
192 303006 7700	158	0.0%	143	0	143	0	143

**City of Long Beach, CA**  
**Full Cost Allocation Plan**

FY 2020-21  
1/26/2023

Accounts Payable Citywide Allocations

Dept:11 FM ACCOUNTING BUREAU (222203 1000)

Department	Units	Allocation Percent	First Allocation	Direct Billed	Department Allocation	Second Allocation	Total
201 303007 5020 (CIP)	5,543	2.0%	\$5,010	\$0	\$5,010	\$0	\$5,010
216 303007 6020 (CIP)	341	0.0%	308	0	308	0	308
225 303007 7620 (CIP)	931	0.0%	842	0	842	0	842
228 303007 7770 (CIP)	14	0.0%	13	0	13	0	13
249 313101 2010	31	0.0%	28	0	28	0	28
251 313103 1000	30	0.0%	27	0	27	0	27
253 323201 1000	801	0.0%	724	0	724	0	724
256 323201 1041	2	0.0%	2	0	2	0	2
260 323201 2020	127	0.0%	115	0	115	0	115
266 323202 1000	132	0.0%	119	0	119	0	119
268 323203 1000	5,571	2.0%	5,036	0	5,036	0	5,036
271 323203 2020	1,726	1.0%	1,560	0	1,560	0	1,560
275 323204 1000	1,570	1.0%	1,419	0	1,419	0	1,419
280 323205 1000	1,465	1.0%	1,324	0	1,324	0	1,324
289 323206 1000	1,538	1.0%	1,390	0	1,390	0	1,390
295 323206 7600	260	0.0%	235	0	235	0	235
296 323206 7700	129	0.0%	117	0	117	0	117
300 333302 1000	5,020	2.0%	4,537	0	4,537	0	4,537
301 333302 1020	8	0.0%	7	0	7	0	7
305 333302 2813	88	0.0%	80	0	80	0	80
307 333302 7600	699	0.0%	632	0	632	0	632
308 333302 7700	202	0.0%	183	0	183	0	183
309 333303 1000	649	0.0%	587	0	587	0	587
312 333303 2300	42	0.0%	38	0	38	0	38
314 333304 1000	859	0.0%	776	0	776	0	776
315 333304 2030	135	0.0%	122	0	122	0	122
316 343401 1000	276	0.0%	249	0	249	0	249
317 343401 7600	24	0.0%	22	0	22	0	22
318 343401 7700	36	0.0%	33	0	33	0	33
319 343402 1000	5,045	2.0%	4,560	0	4,560	0	4,560
320 343402 2015	756	0.0%	683	0	683	0	683
321 343402 2400	58	0.0%	52	0	52	0	52
323 343402 7600	418	0.0%	378	0	378	0	378
325 343403 1000	4,444	2.0%	4,017	0	4,017	0	4,017
332 343403 7600	64	0.0%	58	0	58	0	58
333 343403 7700	101	0.0%	91	0	91	0	91
336 343404 7600	2,505	1.0%	2,264	0	2,264	0	2,264
340 343404 7700	2,360	1.0%	2,133	0	2,133	0	2,133
343 343405 1000	1,888	1.0%	1,707	0	1,707	0	1,707
346 343406 1000	632	0.0%	571	0	571	0	571
349 343406 2015	6	0.0%	5	0	5	0	5
353 343406 5020 (CIP)	170	0.0%	154	0	154	0	154

City of Long Beach, CA  
Full Cost Allocation Plan

FY 2020-21  
1/26/2023

Accounts Payable Citywide Allocations

Dept:11 FM ACCOUNTING BUREAU (222203 1000)

Department	Units	Allocation Percent	First Allocation	Direct Billed	Department Allocation	Second Allocation	Total
356 343406 7600	108	0.0%	\$98	\$0	\$98	\$0	\$98
357 343406 7700	110	0.0%	99	0	99	0	99
361 353501 2200	74	0.0%	67	0	67	0	67
364 353502 1000	1	0.0%	1	0	1	0	1
365 353502 2200	98	0.0%	89	0	89	0	89
366 353502 2210	1,467	1.0%	1,326	0	1,326	0	1,326
376 353505 2200	2,816	1.0%	2,545	0	2,545	0	2,545
377 353505 2210	852	0.0%	770	0	770	0	770
380 353506 2210	2	0.0%	2	0	2	0	2
382 353507 1000	639	0.0%	578	0	578	0	578
384 353507 2200	87	0.0%	79	0	79	0	79
385 353507 2210	3,839	2.0%	3,470	0	3,470	0	3,470
387 353508 1000	16	0.0%	14	0	14	0	14
389 353508 2200	1,171	0.0%	1,058	0	1,058	0	1,058
390 353508 2210	273	0.0%	247	0	247	0	247
391 353508 2300	36	0.0%	33	0	33	0	33
393 353509 1000	718	0.0%	649	0	649	0	649
394 353509 2200	1,726	1.0%	1,560	0	1,560	0	1,560
395 353509 2210	2	0.0%	2	0	2	0	2
398 353510 2760	63	0.0%	57	0	57	0	57
399 353510 2761	1,164	0.0%	1,052	0	1,052	0	1,052
400 353511 1000	716	0.0%	647	0	647	0	647
401 353511 2000	48	0.0%	43	0	43	0	43
402 353511 2200	44	0.0%	40	0	40	0	40
403 353511 2210	4,830	2.0%	4,366	0	4,366	0	4,366
407 363601 1000	513	0.0%	464	0	464	0	464
408 363602 1000	433	0.0%	391	0	391	0	391
409 363602 2040	2	0.0%	2	0	2	0	2
411 363603 1000	1,603	1.0%	1,449	0	1,449	0	1,449
415 363604 1000	1,572	1.0%	1,421	0	1,421	0	1,421
418 373701 7400	2,674	1.0%	2,417	0	2,417	0	2,417
419 373701 7410 (CIP)	276	0.0%	249	0	249	0	249
420 373701 7411 (CIP)	286	0.0%	259	0	259	0	259
421 373701 7412 (CIP)	68	0.0%	61	0	61	0	61
422 373701 7420 (CIP)	692	0.0%	625	0	625	0	625
424 373702 7400	1,544	1.0%	1,396	0	1,396	0	1,396
429 373702 7425	51	0.0%	46	0	46	0	46
514 All Other	94,384	39.0%	85,312	0	85,312	0	85,312
515 303011 1000	353	0.0%	319	0	319	0	319
516 303011 2600	44	0.0%	40	0	40	0	40
517 303011 6000	20	0.0%	18	0	18	0	18
518 303011 7600	51	0.0%	46	0	46	0	46

**City of Long Beach, CA  
Full Cost Allocation Plan**

FY 2020-21  
1/26/2023

Accounts Payable Citywide Allocations

Dept:11 FM ACCOUNTING BUREAU (222203 1000)

Department	Units	Allocation Percent	First Allocation	Direct Billed	Department Allocation	Second Allocation	Total
520 303011 7631	461	0.0%	\$417	\$0	\$417	\$0	\$417
527 20 7600	8	0.0%	7	0	7	0	7
<b>Subtotal</b>	239,987	100.0%	216,919	0	216,919	0	216,919
Direct Bills					0		0
<b>Total</b>					\$216,919		\$216,919

Basis Units: Number of Check and Voucher Transactions per Department (Excl. Vouchers 38, 50, 60) (Excl. 50% Checks 38, 50, 60)  
Source:

**City of Long Beach, CA  
Full Cost Allocation Plan**

FY 2020-21  
1/26/2023

CIP Accounting Allocations

Dept:11 FM ACCOUNTING BUREAU (222203 1000)

Department	Units	Allocation Percent	First Allocation	Direct Billed	Department Allocation	Second Allocation	Total
19 PW ENGINEERING (303004 & 303008)	100	100.0%	\$626,606	\$0	\$626,606	\$0	\$626,606
<b>Subtotal</b>	100	100.0%	626,606	0	626,606	0	626,606
Direct Bills					0		0
<b>Total</b>					\$626,606		\$626,606

Basis Units: Direct allocation to PW Engineering Admin

Source:

**City of Long Beach, CA  
Full Cost Allocation Plan**

FY 2020-21  
1/26/2023

**Tidelands & Compliance Allocations**

Dept:11 FM ACCOUNTING BUREAU (222203 1000)

Department	Units	Allocation Percent	First Allocation	Direct Billed	Department Allocation	Second Allocation	Total
12 FM ACCTNG BUREAU - TIDELANDS	100	100.0%	\$0	\$0	\$0	\$0	\$0
<b>Subtotal</b>	100	100.0%	0	0	0	0	0
Direct Bills					0		0
<b>Total</b>					\$0		\$0

Basis Units: Direct allocation to FM Accounting Bureau- Tidelands (222203 7600-7885)

Source:

**City of Long Beach, CA  
Full Cost Allocation Plan**

FY 2020-21  
1/26/2023

**Allocation Summary**

Dept:11 FM ACCOUNTING BUREAU (222203 1000)

<b>Department</b>	<b>General Accounting Citywide</b>	<b>Accounts Payable Citywide</b>	<b>CIP Accounting</b>	<b>Tidelands &amp; Compliance</b>	<b>Total</b>
4 CITY AUDITOR (14 1000)	\$1,063	\$270	\$0	\$0	\$1,333
5 CITY CLERK (11 1000)	3,651	209	0	0	3,859
6 CITY MANAGER (20 1000)	10,177	1,001	0	0	11,178
7 CIVIL SERVICE (12 1000)	6,440	265	0	0	6,705
8 DISASTER PREPAREDNESS & EMEI	2,859	699	0	0	3,558
9 FIRE ADMIN (333301 1000)	2,405	566	0	0	2,971
10 FM ADMIN (222201 1000)	1,668	48	0	0	1,716
12 FM ACCTNG BUREAU - TIDELANDS	542	0	0	0	542
13 FM BUDGET MANAGEMENT (222202	979	42	0	0	1,022
14 FM PURCHASING (222204 1000)	12,980	370	0	0	13,349
15 FM FLEET SERVICES BUREAU (2222	18,354	11,008	0	0	29,362
16 LEGISLATIVE (10 1000)	6,560	273	0	0	6,833
17 LAW (13 1000)	12,511	373	0	0	12,885
18 PUBLIC WORKS ADMINISTRATION (	5,360	539	0	0	5,899
19 PW ENGINEERING (303004 & 30300	8,432	1,078	626,606	0	636,117
20 TECHNICAL SERVICES (23 6100)	32,947	9,030	0	0	41,976
24 111104 1000	909	17	0	0	926
29 12 6400	454	13	0	0	466
30 131302 6400	468	12	0	0	480
31 131303 6300	1,222	353	0	0	1,576
32 131303 6350	1,273	344	0	0	1,617
33 14 6400	421	0	0	0	421
34 14 7600	461	18	0	0	480
35 15 1000	2,698	453	0	0	3,151
36 15 1010	105	0	0	0	105
37 15 1030	73	0	0	0	73
38 15 2010	253	10	0	0	263
39 15 2025	318	19	0	0	337
41 20 2010	210	34	0	0	245
42 20 2400	4,980	829	0	0	5,809
44 20 7630	26	0	0	0	26
45 20 7635	19	0	0	0	19
47 212101 6300	616	74	0	0	690
48 212101 6400	677	62	0	0	740
50 212102 6120 (CIP)	455	0	0	0	455
52 212102 6400	3,193	380	0	0	3,572
53 212103 6400	1,086	158	0	0	1,244
55 212104 6300	3,944	602	0	0	4,546
56 212104 6350	693	32	0	0	724
57 212105 1000	50	0	0	0	50
62 222201 1000	2	0	0	0	2

**City of Long Beach, CA  
Full Cost Allocation Plan**

FY 2020-21  
1/26/2023

**Allocation Summary**

Dept:11 FM ACCOUNTING BUREAU (222203 1000)

Department	General Accounting Citywide	Accounts Payable Citywide	CIP Accounting	Tidelands & Compliance	Total
63 222201 6100	\$181	\$0	\$0	\$0	\$181
64 222201 6400	415	0	0	0	415
65 222202 1000	4	0	0	0	4
66 222202 1020	3	0	0	0	3
67 222202 6400	630	0	0	0	630
68 222202 7600	434	0	0	0	434
69 222203 1000	2,272	134	0	0	2,406
70 222203 2200	411	0	0	0	411
72 222203 2501	14	0	0	0	14
73 222203 2710	537	0	0	0	537
77 222203 2761	407	0	0	0	407
78 222203 5500 (CIP)	1	0	0	0	1
79 222203 5501 (CIP)	34	0	0	0	34
80 222203 6100	425	0	0	0	425
81 222203 6300	449	0	0	0	449
82 222203 6400	661	58	0	0	719
84 222203 7700	428	0	0	0	428
85 222204 1000	12	0	0	0	12
86 222204 1030	20	0	0	0	20
89 222205 1000	1,392	174	0	0	1,566
90 222206 1000	9,220	835	0	0	10,055
93 222207 6100	12	0	0	0	12
96 222208 5413 (CIP)	40	27	0	0	67
97 222208 6205	1	0	0	0	1
98 222208 6210	10	5	0	0	15
99 222208 6220 (CIP)	36	11	0	0	47
100 222208 6230	3,553	1,881	0	0	5,434
101 222208 7550	4,864	795	0	0	5,659
103 232302 6120 (CIP)	1,177	373	0	0	1,551
105 232304 6120 (CIP)	52	10	0	0	62
106 242401 1000	1,693	230	0	0	1,923
108 242401 2501	15	0	0	0	15
110 242401 2711	13	0	0	0	13
112 242401 5501 (CIP)	18	0	0	0	18
113 242401 7500	5,123	80	0	0	5,204
116 242402 1000	914	24	0	0	938
117 242402 2500	192	0	0	0	192
118 242402 2501	1,657	290	0	0	1,948
119 242402 2550	2,044	122	0	0	2,166
120 242402 2650	24	0	0	0	24
121 242402 2711	5,793	1,656	0	0	7,449

**City of Long Beach, CA  
Full Cost Allocation Plan**

FY 2020-21  
1/26/2023

**Allocation Summary**

Dept:11 FM ACCOUNTING BUREAU (222203 1000)

Department	General Accounting Citywide	Accounts Payable Citywide	CIP Accounting	Tidelands & Compliance	Total
122 242402 2713	\$898	\$199	\$0	\$0	\$1,096
123 242402 4505	381	17	0	0	398
124 242402 5500 (CIP)	414	0	0	0	414
125 242402 5501 (CIP)	840	50	0	0	890
127 242403 1000	252	1	0	0	253
128 242403 2035	63	9	0	0	72
129 242403 7500	11,125	796	0	0	11,921
130 242403 7510	132	52	0	0	185
131 242403 7600	1	0	0	0	1
133 242404 7500	24,163	704	0	0	24,867
135 242404 7520	1,205	0	0	0	1,205
136 242405 1000	4,779	154	0	0	4,933
138 242405 2711	909	0	0	0	909
139 242405 7500	1,475	210	0	0	1,684
140 252501 1000	1,479	252	0	0	1,731
141 252501 2710	112	0	0	0	112
142 252501 6000	779	0	0	0	779
143 252501 7600	813	0	0	0	813
145 252502 1000	5,524	1,136	0	0	6,660
146 252502 2600	81	0	0	0	81
147 252502 2650	803	27	0	0	830
148 252503 1000	3,244	832	0	0	4,077
149 252503 1020	20	2	0	0	22
150 252503 6000	40	22	0	0	61
151 252503 7600	2,966	70	0	0	3,035
152 252503 7605	18	0	0	0	18
153 252503 7700	817	0	0	0	817
154 252503 7750	137	60	0	0	196
155 252503 7770 (CIP)	11	0	0	0	11
156 252504 1000	2,593	252	0	0	2,846
157 252504 2710	57,950	5,160	0	0	63,110
159 303001 1000	2	0	0	0	2
162 303003 1010	134	8	0	0	142
163 303003 2600	210	103	0	0	313
169 303003 6000	761	103	0	0	864
170 303003 7600	505	0	0	0	505
171 303003 7631	3,467	578	0	0	4,044
174 303004 4005	3	0	0	0	3
175 303004 5020 (CIP)	281	0	0	0	281
176 303004 5418 (CIP)	621	0	0	0	621
178 303004 7600	493	105	0	0	598

**City of Long Beach, CA  
Full Cost Allocation Plan**

FY 2020-21  
1/26/2023

**Allocation Summary**

Dept:11 FM ACCOUNTING BUREAU (222203 1000)

Department	General Accounting Citywide	Accounts Payable Citywide	CIP Accounting	Tidelands & Compliance	Total
179 303005 1000	\$6,547	\$2,486	\$0	\$0	\$9,033
181 303005 7300	16,625	4,301	0	0	20,925
182 303005 7310 (CIP)	118	69	0	0	187
183 303005 7600	452	0	0	0	452
184 303006 1000	20,823	6,677	0	0	27,500
185 303006 1010	17	0	0	0	17
186 303006 1020	14	7	0	0	22
187 303006 2000	13	11	0	0	24
188 303006 6000	1,438	126	0	0	1,564
189 303006 6020 (CIP)	1	0	0	0	1
190 303006 7600	536	159	0	0	695
191 303006 7631	1,586	114	0	0	1,700
192 303006 7700	202	143	0	0	344
197 303007 2810	160	0	0	0	160
198 303007 2811	721	0	0	0	721
199 303007 5010 (CIP)	329	0	0	0	329
201 303007 5020 (CIP)	54,797	5,010	0	0	59,807
202 303007 5120 (CIP)	17	0	0	0	17
204 303007 5310 (CIP)	24	0	0	0	24
205 303007 5320 (CIP)	323	0	0	0	323
207 303007 5411 (CIP)	800	0	0	0	800
208 303007 5412 (CIP)	241	0	0	0	241
209 303007 5413 (CIP)	85	0	0	0	85
210 303007 5414 (CIP)	1,270	0	0	0	1,270
211 303007 5416 (CIP)	367	0	0	0	367
212 303007 5417 (CIP)	385	0	0	0	385
213 303007 5418 (CIP)	36	0	0	0	36
214 303007 5420 (CIP)	34	0	0	0	34
216 303007 6020 (CIP)	2,196	308	0	0	2,504
218 303007 6220 (CIP)	1	0	0	0	1
223 303007 7600	1,881	0	0	0	1,881
224 303007 7610 (CIP)	2	0	0	0	2
225 303007 7620 (CIP)	8,425	842	0	0	9,266
227 303007 7720 (CIP)	11	0	0	0	11
228 303007 7770 (CIP)	36	13	0	0	49
243 303010 6205	2	0	0	0	2
249 313101 2010	302	28	0	0	330
250 313102 2010	1	0	0	0	1
251 313103 1000	3,622	27	0	0	3,649
253 323201 1000	13,017	724	0	0	13,741
254 323201 1020	14	0	0	0	14

**City of Long Beach, CA  
Full Cost Allocation Plan**

FY 2020-21  
1/26/2023

**Allocation Summary**

Dept:11 FM ACCOUNTING BUREAU (222203 1000)

Department	General Accounting Citywide	Accounts Payable Citywide	CIP Accounting	Tidelands & Compliance	Total
255 323201 1040	\$18	\$0	\$0	\$0	\$18
256 323201 1041	19	2	0	0	21
257 323201 1042	20	0	0	0	20
258 323201 1043	20	0	0	0	20
260 323201 2020	195	115	0	0	310
262 323201 2812	145	0	0	0	145
266 323202 1000	2,091	119	0	0	2,211
268 323203 1000	8,482	5,036	0	0	13,517
269 323203 1020	3	0	0	0	3
270 323203 2010	3	0	0	0	3
271 323203 2020	3,567	1,560	0	0	5,127
273 323203 7600	1	0	0	0	1
275 323204 1000	17,675	1,419	0	0	19,094
276 323204 1020	3	0	0	0	3
280 323205 1000	15,601	1,324	0	0	16,925
281 323205 1020	7	0	0	0	7
282 323205 1030	56	0	0	0	56
285 323205 2150	2	0	0	0	2
287 323205 7600	1,036	0	0	0	1,036
289 323206 1000	14,693	1,390	0	0	16,083
290 323206 1020	19	0	0	0	19
295 323206 7600	1,276	235	0	0	1,511
296 323206 7700	863	117	0	0	980
300 333302 1000	13,357	4,537	0	0	17,895
301 333302 1020	73	7	0	0	80
304 333302 2100	6	0	0	0	6
305 333302 2813	261	80	0	0	341
307 333302 7600	2,459	632	0	0	3,091
308 333302 7700	820	183	0	0	1,003
309 333303 1000	9,295	587	0	0	9,881
312 333303 2300	1,194	38	0	0	1,232
313 333303 7600	341	0	0	0	341
314 333304 1000	4,262	776	0	0	5,038
315 333304 2030	1,079	122	0	0	1,201
316 343401 1000	1,197	249	0	0	1,447
317 343401 7600	458	22	0	0	480
318 343401 7700	471	33	0	0	504
319 343402 1000	47,996	4,560	0	0	52,557
320 343402 2015	8,371	683	0	0	9,054
321 343402 2400	145	52	0	0	198
323 343402 7600	6,432	378	0	0	6,810

**City of Long Beach, CA  
Full Cost Allocation Plan**

FY 2020-21  
1/26/2023

**Allocation Summary**

Dept:11 FM ACCOUNTING BUREAU (222203 1000)

Department	General Accounting Citywide	Accounts Payable Citywide	CIP Accounting	Tidelands & Compliance	Total
325 343403 1000	\$9,489	\$4,017	\$0	\$0	\$13,505
327 343403 2015	17	0	0	0	17
332 343403 7600	1,037	58	0	0	1,095
333 343403 7700	958	91	0	0	1,049
336 343404 7600	10,340	2,264	0	0	12,604
340 343404 7700	10,847	2,133	0	0	12,981
341 343404 7710 (CIP)	10	0	0	0	10
342 343404 7720 (CIP)	3	0	0	0	3
343 343405 1000	10,555	1,707	0	0	12,261
345 343405 7600	429	0	0	0	429
346 343406 1000	5,082	571	0	0	5,654
348 343406 2010	2	0	0	0	2
349 343406 2015	85	5	0	0	90
350 343406 2400	384	0	0	0	384
351 343406 2811	137	0	0	0	137
352 343406 5010 (CIP)	12	0	0	0	12
353 343406 5020 (CIP)	204	154	0	0	357
356 343406 7600	2,814	98	0	0	2,911
357 343406 7700	2,598	99	0	0	2,697
361 353501 2200	1,759	67	0	0	1,826
362 353501 2210	95	0	0	0	95
364 353502 1000	827	1	0	0	828
365 353502 2200	3,412	89	0	0	3,500
366 353502 2210	14,320	1,326	0	0	15,646
376 353505 2200	11,075	2,545	0	0	13,621
377 353505 2210	9,539	770	0	0	10,309
379 353506 1000	18	0	0	0	18
380 353506 2210	4	2	0	0	6
382 353507 1000	4,304	578	0	0	4,881
384 353507 2200	735	79	0	0	813
385 353507 2210	14,905	3,470	0	0	18,375
386 353507 2760	4	0	0	0	4
387 353508 1000	641	14	0	0	655
389 353508 2200	10,430	1,058	0	0	11,489
390 353508 2210	2,747	247	0	0	2,993
391 353508 2300	955	33	0	0	987
392 353508 2310	13	0	0	0	13
393 353509 1000	2,567	649	0	0	3,216
394 353509 2200	9,146	1,560	0	0	10,706
395 353509 2210	150	2	0	0	152
396 353510 1000	4	0	0	0	4

**City of Long Beach, CA  
Full Cost Allocation Plan**

FY 2020-21  
1/26/2023

**Allocation Summary**

Dept:11 FM ACCOUNTING BUREAU (222203 1000)

Department	General Accounting Citywide	Accounts Payable Citywide	CIP Accounting	Tidelands & Compliance	Total
398 353510 2760	\$1,494	\$57	\$0	\$0	\$1,551
399 353510 2761	3,002	1,052	0	0	4,054
400 353511 1000	13,401	647	0	0	14,048
401 353511 2000	106	43	0	0	149
402 353511 2200	3,536	40	0	0	3,576
403 353511 2210	19,777	4,366	0	0	24,142
407 363601 1000	3,443	464	0	0	3,906
408 363602 1000	5,641	391	0	0	6,032
409 363602 2040	1,260	2	0	0	1,262
411 363603 1000	17,472	1,449	0	0	18,920
412 363603 2040	338	0	0	0	338
415 363604 1000	2,794	1,421	0	0	4,215
417 373701 5020 (CIP)	3,628	0	0	0	3,628
418 373701 7400	6,548	2,417	0	0	8,965
419 373701 7410 (CIP)	672	249	0	0	921
420 373701 7411 (CIP)	1,140	259	0	0	1,398
421 373701 7412 (CIP)	250	61	0	0	311
422 373701 7420 (CIP)	1,483	625	0	0	2,109
424 373702 7400	8,131	1,396	0	0	9,526
425 373702 7410 (CIP)	37	0	0	0	37
426 373702 7411 (CIP)	4	0	0	0	4
427 373702 7412 (CIP)	2	0	0	0	2
428 373702 7420 (CIP)	7	0	0	0	7
429 373702 7425	313	46	0	0	359
430 383801 7000	38	0	0	0	38
431 383801 7800	2	0	0	0	2
432 383802 7000	1,054	0	0	0	1,054
433 383802 7005	1	0	0	0	1
434 383802 7020 (CIP)	4	0	0	0	4
435 383802 7800	23	0	0	0	23
436 383803 7000	305	0	0	0	305
438 383804 1100	149	0	0	0	149
439 383804 7000	1	0	0	0	1
440 383804 7800	277	0	0	0	277
441 383805 7350	211	0	0	0	211
442 383806 7000	1,010	0	0	0	1,010
443 383806 7020 (CIP)	234	0	0	0	234
445 383807 7000	610	0	0	0	610
446 383807 7020 (CIP)	143	0	0	0	143
448 505001 7900	2,017	0	0	0	2,017
449 505001 7920	32	0	0	0	32

**City of Long Beach, CA  
Full Cost Allocation Plan**

FY 2020-21  
1/26/2023

**Allocation Summary**

Dept:11 FM ACCOUNTING BUREAU (222203 1000)

Department	General Accounting Citywide	Accounts Payable Citywide	CIP Accounting	Tidelands & Compliance	Total
450 505002 7900	\$890	\$0	\$0	\$0	\$890
451 505002 7910	90	0	0	0	90
452 505002 7920	12	0	0	0	12
453 505003 7900	4,161	0	0	0	4,161
454 505003 7910	15	0	0	0	15
455 505003 7920	1,503	0	0	0	1,503
456 505004 7900	683	0	0	0	683
457 505004 7910	168	0	0	0	168
458 505004 7920	162	0	0	0	162
459 505005 7900	1,515	0	0	0	1,515
460 505005 7905	8	0	0	0	8
461 505005 7910	1	0	0	0	1
462 505005 7920	372	0	0	0	372
465 505005 7932	1	0	0	0	1
466 505005 7933	1	0	0	0	1
467 505005 7934	1	0	0	0	1
468 505005 7935	1	0	0	0	1
469 505005 7936	1	0	0	0	1
470 505005 7937	1	0	0	0	1
471 505005 7938	1	0	0	0	1
472 505005 7939	1	0	0	0	1
473 505005 7940	1	0	0	0	1
474 505005 7941	2	0	0	0	2
475 505005 7942	1	0	0	0	1
476 505005 7943	4	0	0	0	4
477 505005 7944	2	0	0	0	2
478 505005 7945	2	0	0	0	2
479 515105 7920	119	0	0	0	119
482 606001 7100	51	0	0	0	51
483 606002 7100	7	0	0	0	7
485 606003 7100	1,166	0	0	0	1,166
487 606004 7100	160	0	0	0	160
488 606004 7101	12	0	0	0	12
489 606004 7105	7	0	0	0	7
490 606004 7120	15	0	0	0	15
492 606004 7200	32	0	0	0	32
493 606004 7205	3	0	0	0	3
495 606005 7100	207	0	0	0	207
496 606006 7100	271	0	0	0	271
497 606006 7120	578	0	0	0	578
498 606006 7121	36	0	0	0	36

**City of Long Beach, CA  
Full Cost Allocation Plan**

FY 2020-21  
1/26/2023

**Allocation Summary**

Dept:11 FM ACCOUNTING BUREAU (222203 1000)

Department	General Accounting Citywide	Accounts Payable Citywide	CIP Accounting	Tidelands & Compliance	Total
499 606006 7200	\$12	\$0	\$0	\$0	\$12
500 606006 7220	218	0	0	0	218
501 606007 7100	1,342	0	0	0	1,342
502 606007 7101	40	0	0	0	40
503 606007 7120	37	0	0	0	37
504 606007 7200	44	0	0	0	44
506 606008 7100	226	0	0	0	226
507 606008 7120	54	0	0	0	54
508 606008 7121	8	0	0	0	8
509 606009 7100	2,342	0	0	0	2,342
510 606009 7120	303	0	0	0	303
512 606009 7200	614	0	0	0	614
513 606009 7220	148	0	0	0	148
514 All Other	560,190	85,312	0	0	645,501
515 303011 1000	3,300	319	0	0	3,620
516 303011 2600	246	40	0	0	285
517 303011 6000	540	18	0	0	558
518 303011 7600	471	46	0	0	517
519 303011 7630	452	0	0	0	452
520 303011 7631	3,988	417	0	0	4,404
522 343403 1020	3	0	0	0	3
524 505005 7946	1	0	0	0	1
525 505005 7947	1	0	0	0	1
527 20 7600	438	7	0	0	446
<b>Total</b>	<b>\$1,459,219</b>	<b>\$216,919</b>	<b>\$626,606</b>	<b>\$0</b>	<b>\$2,302,744</b>

## FINANCIAL MANAGEMENT ACCTNG BUREAU - TIDELANDS (222203 7600-7885) Nature and Extent of Services

The Tidelands Accounting division of the Financial Management Accounting Bureau is responsible for providing accounting support to the City's Tidelands operations. These costs are allocated to Receiving Departments, as follows:

**Tidelands General** - Pass through indirect costs related to programs provided services by Tidelands Accounting, have been allocated based on direct costs per program served (Excl. Dept 70).

The chart on the following page illustrates the functions and measures used to allocate the Financial Management Accounting Bureau - Tidelands costs. The top tier shows the Central Service department, the second tier shows the functions developed, and the third tier shows the measures used to allocate costs citywide:

**Financial Management Accounting Bureau - Tidelands**

**Inbound Allocated Indirect Cost**

User Depts

Not further allocated to other departments

**City of Long Beach, CA  
Full Cost Allocation Plan**

FY 2020-21  
1/26/2023

**A. Department Costs**

Dept:12 FM ACCTNG BUREAU - TIDELANDS (222203 7600-7885)

Description		Amount	General Admin	Tidelands General
<hr/>				
Personnel Costs				
Salaries	S	0	0	0
<i>Salary % Split</i>			<i>.00%</i>	<i>.00%</i>
Benefits	S	0	0	0
Subtotal - Services & Supplies		<hr/>	<hr/>	<hr/>
		0	0	0
<b>Department Cost Total</b>		0	0	0
Adjustments to Cost				
Subtotal - Adjustments		<hr/>	<hr/>	<hr/>
		0	0	0
<b>Total Costs After Adjustments</b>		0	0	0
General Admin Distribution			0	0
<b>Grand Total</b>		<hr/> <hr/>	<hr/> <hr/>	<hr/> <hr/>
		\$0		\$0

**City of Long Beach, CA  
Full Cost Allocation Plan**

FY 2020-21  
1/26/2023

**B. Incoming Costs - (Default Spread Custom%)**

Dept:12 FM ACCTNG BUREAU - TIDELANDS (222203 7600-7885)

Department	First Incoming	Second Incoming	Tidelands General
4 Audit Services	\$(6,554)	\$(99)	\$(6,653)
Subtotal - CITY AUDITOR (14 1000)	(6,554)	(99)	(6,653)
5 Records Management	6,528	394	6,922
Subtotal - CITY CLERK (11 1000)	6,528	394	6,922
6 Council / Dept Support	1,538	108	1,646
Subtotal - CITY MANAGER (20 1000)	1,538	108	1,646
7 Admin & Support Services	1,421	32	1,454
Subtotal - CIVIL SERVICE (12 1000)	1,421	32	1,454
8 Citywide Support	929	13	943
Subtotal - DISASTER PREPAREDNESS	929	13	943
10 Admin General	34,795	0	34,795
10 Admin Personnel	22,483	4,085	26,567
Subtotal - FM ADMIN (222201 1000)	57,278	4,085	61,362
11 General Accounting Citywide	542	0	542
11 Tidelands & Compliance	0	0	0
Subtotal - FM ACCOUNTING BUREAU	542	0	542
12 Tidelands General	0	(2,593)	(2,593)
Subtotal - FM ACCTNG BUREAU - TIC	0	(2,593)	(2,593)
13 Budget Admin	0	774	774
Subtotal - FM BUDGET MANAGEMEN	0	774	774
16 Council Support	0	3,317	3,317
Subtotal - LEGISLATIVE (10 1000)	0	3,317	3,317
20 Technical Services	0	1,397	1,397
Subtotal - TECHNICAL SERVICES (23	0	1,397	1,397
<b>Total Incoming</b>	<b>61,682</b>	<b>7,428</b>	<b>69,109</b>
<b>C. Total Allocated</b>		<b>\$69,109</b>	<b>\$69,109</b>
			100.00%

City of Long Beach, CA  
Full Cost Allocation Plan

FY 2020-21  
1/26/2023

Tidelands General Allocations

Dept:12 FM ACCTNG BUREAU - TIDELANDS (222203 7600-7885)

Department	Units	Allocation Percent	First Allocation	Direct Billed	Department Allocation	Second Allocation	Total
12 FM ACCTNG BUREAU - TIDELANDS	(6,763,900.07)	-4.0%	\$(2,593)	\$0	\$(2,593)	\$0	\$(2,593)
34 14 7600	455,530.02	0.0%	175	0	175	20	195
68 222202 7600	101,549.54	0.0%	39	0	39	4	43
84 222203 7700	46,718.42	0.0%	18	0	18	2	20
143 252501 7600	248,039.81	0.0%	95	0	95	11	106
149 252503 1020	1,186,110.74	1.0%	455	0	455	53	507
151 252503 7600	7,009,570.97	4.0%	2,687	0	2,687	311	2,998
152 252503 7605	11,283.03	0.0%	4	0	4	0	5
153 252503 7700	49,359.39	0.0%	19	0	19	2	21
170 303003 7600	864,392.98	1.0%	331	0	331	38	370
171 303003 7631	743,182.45	0.0%	285	0	285	33	318
178 303004 7600	1,288,458.17	1.0%	494	0	494	57	551
183 303005 7600	57,608.01	0.0%	22	0	22	3	25
190 303006 7600	99,525.71	0.0%	38	0	38	4	43
191 303006 7631	845,255.70	1.0%	324	0	324	37	361
192 303006 7700	32,530.84	0.0%	12	0	12	1	14
273 323203 7600	2,744.52	0.0%	1	0	1	0	1
287 323205 7600	1,255,012.17	1.0%	481	0	481	56	537
295 323206 7600	10,212,103.28	6.0%	3,915	0	3,915	452	4,367
296 323206 7700	3,251,495.76	2.0%	1,247	0	1,247	144	1,391
307 333302 7600	28,275,123.43	18.0%	10,840	0	10,840	1,253	12,093
308 333302 7700	2,668,074.31	2.0%	1,023	0	1,023	118	1,141
313 333303 7600	210,954.36	0.0%	81	0	81	9	90
317 343401 7600	263,049.38	0.0%	101	0	101	12	113
318 343401 7700	334,550.59	0.0%	128	0	128	15	143
323 343402 7600	1,862,831.23	1.0%	714	0	714	83	797
332 343403 7600	529,155.15	0.0%	203	0	203	23	226
333 343403 7700	406,546.68	0.0%	156	0	156	18	174
336 343404 7600	9,397,916.74	6.0%	3,603	0	3,603	416	4,019
340 343404 7700	8,186,730.48	5.0%	3,139	0	3,139	363	3,501
345 343405 7600	64,868.97	0.0%	25	0	25	3	28
356 343406 7600	747,381.88	0.0%	287	0	287	33	320
357 343406 7700	(2,028,064.51)	-1.0%	(778)	0	(778)	(90)	(867)
431 383801 7800	58,420.19	0.0%	22	0	22	3	25
435 383802 7800	(151,151.96)	0.0%	(58)	0	(58)	(7)	(65)
440 383804 7800	83,902,551.44	52.0%	32,166	0	32,166	3,717	35,883
518 303011 7600	957,342.79	1.0%	367	0	367	42	409
520 303011 7631	3,847,940.33	2.0%	1,475	0	1,475	170	1,646
527 20 7600	360,900.56	0.0%	138	0	138	16	154

**City of Long Beach, CA  
Full Cost Allocation Plan**

FY 2020-21  
1/26/2023

Tidelands General Allocations

Dept:12 FM ACCTNG BUREAU - TIDELANDS (222203 7600-7885)

Department	Units	Allocation Percent	First Allocation	Direct Billed	Department Allocation	Second Allocation	Total
<b>Subtotal</b>	160,891,693.48	100.0%	61,682	0	61,682	7,428	69,109
Direct Bills					0		0
<b>Total</b>					<b>\$61,682</b>		<b>\$69,109</b>

Basis Units: Direct Costs per Program Served (Excl. Dept 70)  
Source:

City of Long Beach, CA  
Full Cost Allocation Plan

FY 2020-21  
1/26/2023

Allocation Summary

Dept:12 FM ACCTNG BUREAU - TIDELANDS (222203 7600-7885)

Department	Tidelands General	Total
12 FM ACCTNG BUREAU - TIDELANDS	\$(2,593)	\$(2,593)
34 14 7600	195	195
68 222202 7600	43	43
84 222203 7700	20	20
143 252501 7600	106	106
149 252503 1020	507	507
151 252503 7600	2,998	2,998
152 252503 7605	5	5
153 252503 7700	21	21
170 303003 7600	370	370
171 303003 7631	318	318
178 303004 7600	551	551
183 303005 7600	25	25
190 303006 7600	43	43
191 303006 7631	361	361
192 303006 7700	14	14
273 323203 7600	1	1
287 323205 7600	537	537
295 323206 7600	4,367	4,367
296 323206 7700	1,391	1,391
307 333302 7600	12,093	12,093
308 333302 7700	1,141	1,141
313 333303 7600	90	90
317 343401 7600	113	113
318 343401 7700	143	143
323 343402 7600	797	797
332 343403 7600	226	226
333 343403 7700	174	174
336 343404 7600	4,019	4,019
340 343404 7700	3,501	3,501
345 343405 7600	28	28
356 343406 7600	320	320
357 343406 7700	(867)	(867)
431 383801 7800	25	25
435 383802 7800	(65)	(65)
440 383804 7800	35,883	35,883
518 303011 7600	409	409
520 303011 7631	1,646	1,646
527 20 7600	154	154

City of Long Beach, CA  
Full Cost Allocation Plan

FY 2020-21  
1/26/2023

Dept:12 FM ACCTNG BUREAU - TIDELANDS (222203 7600-7885)

Allocation Summary

Department	Tidelands General	Total
<hr/>		
Total	\$69,109	\$69,109

## FIINANCIAL MANAGEMENT BUDGET MANAGEMENT (222202 1000) Nature and Extent of Services

The Financial Management Budget Division is responsible for the development, review, and impact assessment of the City's annual budget and component programs. These costs are allocated to Receiving Departments, as follows:

**Budget Admin** - Costs associated with management and oversight of the City's annual budget, have been allocated based on the number of work hours per Dept / Bureau / Fund.

The chart on the following page illustrates the functions and measures used to allocate Financial Management Budget Management costs. The top tier shows the Central Service department, the second tier shows the functions developed, and the third tier shows the measures used to allocate costs citywide:

**Financial Management Budget Management**

**Budget Management Bureau – 222202 1000**

**+**

**Inbound Allocated Indirect Cost**

Allocation based on  
Citywide Labor Hours

Depts / Funds

**City of Long Beach, CA**  
**Full Cost Allocation Plan**

FY 2020-21  
1/26/2023

**A. Department Costs**

Dept:13 FM BUDGET MANAGEMENT (222202 1000)

Description		Amount	General Admin	Budget Admin
<b>Personnel Costs</b>				
Salaries	S1	1,926,822	0	1,926,822
<i>Salary % Split</i>			<i>.00%</i>	<i>100.00%</i>
Benefits	S	0	0	0
Subtotal - Personnel Costs		<u>1,926,822</u>	0	<u>1,926,822</u>
<b>Services &amp; Supplies Cost</b>				
Materials, Services & Supplies	S	9,742	0	9,742
Internal Services	S	19,234	0	19,234
Subtotal - Services & Supplies		<u>28,976</u>	0	<u>28,976</u>
<b>Department Cost Total</b>		1,955,797	0	1,955,797
<b>Adjustments to Cost</b>				
Subtotal - Adjustments		<u>0</u>	0	0
<b>Total Costs After Adjustments</b>		1,955,797	0	1,955,797
General Admin Distribution			0	0
<b>Grand Total</b>		<u><u>\$1,955,797</u></u>		<u><u>\$1,955,797</u></u>

**City of Long Beach, CA  
Full Cost Allocation Plan**

FY 2020-21  
1/26/2023

**B. Incoming Costs - (Default Spread Salary%)**

Dept:13 FM BUDGET MANAGEMENT (222202 1000)

Department	First Incoming	Second Incoming	Budget Admin
4 Audit Services	\$1,777	\$27	\$1,804
Subtotal - CITY AUDITOR (14 1000)	1,777	27	1,804
6 Council / Dept Support	1,795	127	1,921
Subtotal - CITY MANAGER (20 1000)	1,795	127	1,921
7 Admin & Support Services	4,524	103	4,627
Subtotal - CIVIL SERVICE (12 1000)	4,524	103	4,627
8 Citywide Support	4,792	68	4,861
Subtotal - DISASTER PREPAREDNESS	4,792	68	4,861
10 Admin General	162,434	0	162,434
10 Admin Personnel	104,955	19,068	124,023
Subtotal - FM ADMIN (222201 1000)	267,389	19,068	286,456
11 General Accounting Citywide	979	0	979
11 Accounts Payable Citywide	42	0	42
Subtotal - FM ACCOUNTING BUREAU	1,022	0	1,022
13 Budget Admin	0	3,611	3,611
Subtotal - FM BUDGET MANAGEMENT	0	3,611	3,611
14 FM Purchasing	0	155	155
Subtotal - FM PURCHASING (222204)	0	155	155
16 Council Support	0	15,486	15,486
Subtotal - LEGISLATIVE (10 1000)	0	15,486	15,486
20 Technical Services	0	437	437
Subtotal - TECHNICAL SERVICES (23)	0	437	437
<b>Total Incoming</b>	<b>281,298</b>	<b>39,082</b>	<b>320,380</b>
<b>C. Total Allocated</b>		<b>\$2,276,177</b>	<b>\$2,276,177</b>
			100.00%

**City of Long Beach, CA  
Full Cost Allocation Plan**

FY 2020-21  
1/26/2023

Budget Admin Allocations

Dept:13 FM BUDGET MANAGEMENT (222202 1000)

Department	Units	Allocation Percent	First Allocation	Direct Billed	Department Allocation	Second Allocation	Total
4 CITY AUDITOR (14 1000)	18,519.36	0.0%	\$3,834	\$0	\$3,834	\$0	\$3,834
5 CITY CLERK (11 1000)	24,882.93	0.0%	5,152	0	5,152	0	5,152
6 CITY MANAGER (20 1000)	58,329.58	1.0%	12,077	0	12,077	0	12,077
7 CIVIL SERVICE (12 1000)	27,881.56	0.0%	5,773	0	5,773	0	5,773
8 DISASTER PREPAREDNESS & EMEI	13,296.00	0.0%	2,753	0	2,753	0	2,753
9 FIRE ADMIN (333301 1000)	32,155.81	0.0%	6,658	0	6,658	0	6,658
10 FM ADMIN (222201 1000)	15,281.40	0.0%	3,164	0	3,164	0	3,164
12 FM ACCTNG BUREAU - TIDELANDS	3,736.07	0.0%	774	0	774	0	774
13 FM BUDGET MANAGEMENT (222202	17,440.98	0.0%	3,611	0	3,611	0	3,611
14 FM PURCHASING (222204 1000)	47,002.23	0.0%	9,732	0	9,732	173	9,905
15 FM FLEET SERVICES BUREAU (2222	161,081.26	1.0%	33,351	0	33,351	594	33,945
16 LEGISLATIVE (10 1000)	85,065.29	1.0%	17,612	0	17,612	314	17,926
17 LAW (13 1000)	34,260.93	0.0%	7,094	0	7,094	126	7,220
18 PUBLIC WORKS ADMINISTRATION (	34,116.84	0.0%	7,064	0	7,064	126	7,190
19 PW ENGINEERING (303004 & 30300	55,703.60	1.0%	11,533	0	11,533	206	11,739
20 TECHNICAL SERVICES (23 6100)	352,239.64	3.0%	72,929	0	72,929	1,299	74,229
24 111104 1000	2,992.64	0.0%	620	0	620	11	631
29 12 6400	322.84	0.0%	67	0	67	1	68
30 131302 6400	3,030.54	0.0%	627	0	627	11	639
31 131303 6300	40,581.17	0.0%	8,402	0	8,402	150	8,552
32 131303 6350	31,773.53	0.0%	6,579	0	6,579	117	6,696
33 14 6400	2,389.53	0.0%	495	0	495	9	504
34 14 7600	2,687.15	0.0%	556	0	556	10	566
35 15 1000	61,197.70	1.0%	12,671	0	12,671	226	12,896
36 15 1010	91.00	0.0%	19	0	19	0	19
37 15 1030	74.20	0.0%	15	0	15	0	16
38 15 2010	645.60	0.0%	134	0	134	2	136
39 15 2025	1,604.35	0.0%	332	0	332	6	338
42 20 2400	30,161.26	0.0%	6,245	0	6,245	111	6,356
47 212101 6300	1,831.86	0.0%	379	0	379	7	386
48 212101 6400	4,044.94	0.0%	837	0	837	15	852
50 212102 6120 (CIP)	4,459.26	0.0%	923	0	923	16	940
52 212102 6400	28,600.72	0.0%	5,922	0	5,922	106	6,027
53 212103 6400	9,138.23	0.0%	1,892	0	1,892	34	1,926
55 212104 6300	23,766.13	0.0%	4,921	0	4,921	88	5,008
56 212104 6350	3,389.64	0.0%	702	0	702	13	714
57 212105 1000	252.60	0.0%	52	0	52	1	53
63 222201 6100	716.00	0.0%	148	0	148	3	151
64 222201 6400	898.30	0.0%	186	0	186	3	189
67 222202 6400	5,464.61	0.0%	1,131	0	1,131	20	1,152
68 222202 7600	1,041.96	0.0%	216	0	216	4	220
69 222203 1000	29,178.82	0.0%	6,041	0	6,041	108	6,149

City of Long Beach, CA  
Full Cost Allocation Plan

FY 2020-21  
1/26/2023

Budget Admin Allocations

Dept:13 FM BUDGET MANAGEMENT (222202 1000)

Department	Units	Allocation Percent	First Allocation	Direct Billed	Department Allocation	Second Allocation	Total
70 222203 2200	319.42	0.0%	\$66	\$0	\$66	\$1	\$67
73 222203 2710	478.39	0.0%	99	0	99	2	101
77 222203 2761	260.79	0.0%	54	0	54	1	55
80 222203 6100	3,556.08	0.0%	736	0	736	13	749
81 222203 6300	396.76	0.0%	82	0	82	1	84
82 222203 6400	9,885.38	0.0%	2,047	0	2,047	36	2,083
84 222203 7700	487.56	0.0%	101	0	101	2	103
89 222205 1000	12,091.50	0.0%	2,503	0	2,503	45	2,548
90 222206 1000	68,827.40	1.0%	14,250	0	14,250	254	14,504
100 222208 6230	19,160.46	0.0%	3,967	0	3,967	71	4,038
101 222208 7550	52,783.59	0.0%	10,929	0	10,929	195	11,123
103 232302 6120 (CIP)	11,472.80	0.0%	2,375	0	2,375	42	2,418
106 242401 1000	26,796.15	0.0%	5,548	0	5,548	99	5,647
116 242402 1000	1,233.71	0.0%	255	0	255	5	260
118 242402 2501	7,138.80	0.0%	1,478	0	1,478	26	1,504
119 242402 2550	573.30	0.0%	119	0	119	2	121
121 242402 2711	33,441.49	0.0%	6,924	0	6,924	123	7,047
122 242402 2713	4,290.80	0.0%	888	0	888	16	904
125 242402 5501 (CIP)	612.40	0.0%	127	0	127	2	129
129 242403 7500	45,777.54	0.0%	9,478	0	9,478	169	9,647
133 242404 7500	112,005.03	1.0%	23,190	0	23,190	413	23,603
136 242405 1000	51,094.17	0.0%	10,579	0	10,579	188	10,767
138 242405 2711	5,477.03	0.0%	1,134	0	1,134	20	1,154
139 242405 7500	2,813.00	0.0%	582	0	582	10	593
140 252501 1000	9,711.40	0.0%	2,011	0	2,011	36	2,047
141 252501 2710	64.26	0.0%	13	0	13	0	14
142 252501 6000	267.88	0.0%	55	0	55	1	56
143 252501 7600	1,630.42	0.0%	338	0	338	6	344
145 252502 1000	7,508.96	0.0%	1,555	0	1,555	28	1,582
147 252502 2650	624.20	0.0%	129	0	129	2	132
148 252503 1000	7,302.47	0.0%	1,512	0	1,512	27	1,539
151 252503 7600	4,711.59	0.0%	976	0	976	17	993
153 252503 7700	332.64	0.0%	69	0	69	1	70
156 252504 1000	1,741.18	0.0%	361	0	361	6	367
157 252504 2710	77,938.76	1.0%	16,137	0	16,137	288	16,424
169 303003 6000	551.92	0.0%	114	0	114	2	116
170 303003 7600	40.40	0.0%	8	0	8	0	9
171 303003 7631	1,791.07	0.0%	371	0	371	7	377
176 303004 5418 (CIP)	7,149.20	0.0%	1,480	0	1,480	26	1,507
178 303004 7600	1,627.40	0.0%	337	0	337	6	343
179 303005 1000	112,995.11	1.0%	23,395	0	23,395	417	23,812
181 303005 7300	252,857.57	2.0%	52,353	0	52,353	933	53,285

**City of Long Beach, CA  
Full Cost Allocation Plan**

FY 2020-21  
1/26/2023

Budget Admin Allocations

Dept:13 FM BUDGET MANAGEMENT (222202 1000)

Department	Units	Allocation Percent	First Allocation	Direct Billed	Department Allocation	Second Allocation	Total
183 303005 7600	423.80	0.0%	\$88	\$0	\$88	\$2	\$89
184 303006 1000	241,222.09	2.0%	49,944	0	49,944	890	50,833
188 303006 6000	2,162.80	0.0%	448	0	448	8	456
190 303006 7600	420.00	0.0%	87	0	87	2	89
191 303006 7631	957.70	0.0%	198	0	198	4	202
201 303007 5020 (CIP)	77,286.69	1.0%	16,002	0	16,002	285	16,287
212 303007 5417 (CIP)	89.60	0.0%	19	0	19	0	19
216 303007 6020 (CIP)	3,748.20	0.0%	776	0	776	14	790
225 303007 7620 (CIP)	6,307.75	0.0%	1,306	0	1,306	23	1,329
227 303007 7720 (CIP)	32.00	0.0%	7	0	7	0	7
251 313103 1000	157,265.98	1.0%	32,561	0	32,561	580	33,141
253 323201 1000	149,774.64	1.0%	31,010	0	31,010	553	31,562
260 323201 2020	10.00	0.0%	2	0	2	0	2
266 323202 1000	40,486.52	0.0%	8,382	0	8,382	149	8,532
268 323203 1000	59,991.40	1.0%	12,421	0	12,421	221	12,642
271 323203 2020	11,204.15	0.0%	2,320	0	2,320	41	2,361
275 323204 1000	425,532.30	4.0%	88,104	0	88,104	1,570	89,674
280 323205 1000	954,842.34	9.0%	197,694	0	197,694	3,523	201,217
282 323205 1030	329.80	0.0%	68	0	68	1	69
287 323205 7600	6,713.96	0.0%	1,390	0	1,390	25	1,415
289 323206 1000	364,667.97	3.0%	75,502	0	75,502	1,345	76,848
295 323206 7600	63,268.45	1.0%	13,099	0	13,099	233	13,333
296 323206 7700	39,144.93	0.0%	8,105	0	8,105	144	8,249
300 333302 1000	1,308,000.09	12.0%	270,813	0	270,813	4,826	275,639
307 333302 7600	112,715.21	1.0%	23,337	0	23,337	416	23,753
308 333302 7700	30,182.00	0.0%	6,249	0	6,249	111	6,360
309 333303 1000	59,557.95	1.0%	12,331	0	12,331	220	12,551
312 333303 2300	10,992.70	0.0%	2,276	0	2,276	41	2,317
313 333303 7600	1,351.30	0.0%	280	0	280	5	285
314 333304 1000	69,268.54	1.0%	14,342	0	14,342	256	14,597
315 333304 2030	2,344.10	0.0%	485	0	485	9	494
316 343401 1000	2,629.90	0.0%	545	0	545	10	554
317 343401 7600	1,271.45	0.0%	263	0	263	5	268
318 343401 7700	1,261.75	0.0%	261	0	261	5	266
319 343402 1000	284,231.88	3.0%	58,848	0	58,848	1,049	59,897
320 343402 2015	66,455.83	1.0%	13,759	0	13,759	245	14,004
321 343402 2400	1,264.80	0.0%	262	0	262	5	267
323 343402 7600	48,639.69	0.0%	10,071	0	10,071	179	10,250
325 343403 1000	79,968.18	1.0%	16,557	0	16,557	295	16,852
332 343403 7600	1,493.80	0.0%	309	0	309	6	315
333 343403 7700	1,405.40	0.0%	291	0	291	5	296
336 343404 7600	70,778.86	1.0%	14,654	0	14,654	261	14,915

City of Long Beach, CA  
Full Cost Allocation Plan

FY 2020-21  
1/26/2023

Budget Admin Allocations

Dept:13 FM BUDGET MANAGEMENT (222202 1000)

Department	Units	Allocation Percent	First Allocation	Direct Billed	Department Allocation	Second Allocation	Total
340 343404 7700	92,300.67	1.0%	\$19,110	\$0	\$19,110	\$341	\$19,451
343 343405 1000	85,270.16	1.0%	17,655	0	17,655	315	17,969
345 343405 7600	1,123.06	0.0%	233	0	233	4	237
346 343406 1000	27,165.72	0.0%	5,624	0	5,624	100	5,725
350 343406 2400	516.72	0.0%	107	0	107	2	109
356 343406 7600	7,853.24	0.0%	1,626	0	1,626	29	1,655
357 343406 7700	8,283.58	0.0%	1,715	0	1,715	31	1,746
361 353501 2200	4,744.32	0.0%	982	0	982	18	1,000
362 353501 2210	66.90	0.0%	14	0	14	0	14
364 353502 1000	846.60	0.0%	175	0	175	3	178
365 353502 2200	15,711.93	0.0%	3,253	0	3,253	58	3,311
366 353502 2210	124,072.41	1.0%	25,688	0	25,688	458	26,146
376 353505 2200	55,640.26	1.0%	11,520	0	11,520	205	11,725
377 353505 2210	44,991.76	0.0%	9,315	0	9,315	166	9,481
379 353506 1000	47.20	0.0%	10	0	10	0	10
382 353507 1000	12,664.55	0.0%	2,622	0	2,622	47	2,669
384 353507 2200	6,711.75	0.0%	1,390	0	1,390	25	1,414
385 353507 2210	72,108.85	1.0%	14,930	0	14,930	266	15,196
387 353508 1000	1,052.30	0.0%	218	0	218	4	222
389 353508 2200	87,836.59	1.0%	18,186	0	18,186	324	18,510
390 353508 2210	13,181.65	0.0%	2,729	0	2,729	49	2,778
391 353508 2300	8,294.19	0.0%	1,717	0	1,717	31	1,748
392 353508 2310	8.00	0.0%	2	0	2	0	2
393 353509 1000	6,904.60	0.0%	1,430	0	1,430	25	1,455
394 353509 2200	54,432.45	1.0%	11,270	0	11,270	201	11,471
395 353509 2210	112.20	0.0%	23	0	23	0	24
398 353510 2760	15,785.50	0.0%	3,268	0	3,268	58	3,327
399 353510 2761	56,322.48	1.0%	11,661	0	11,661	208	11,869
400 353511 1000	18,604.31	0.0%	3,852	0	3,852	69	3,921
402 353511 2200	43,325.70	0.0%	8,970	0	8,970	160	9,130
403 353511 2210	260,074.23	2.0%	53,847	0	53,847	959	54,806
407 363601 1000	21,380.25	0.0%	4,427	0	4,427	79	4,506
408 363602 1000	55,437.12	1.0%	11,478	0	11,478	205	11,682
409 363602 2040	5,861.40	0.0%	1,214	0	1,214	22	1,235
411 363603 1000	82,341.87	1.0%	17,048	0	17,048	304	17,352
412 363603 2040	788.40	0.0%	163	0	163	3	166
415 363604 1000	14,509.90	0.0%	3,004	0	3,004	54	3,058
417 373701 5020 (CIP)	9,182.87	0.0%	1,901	0	1,901	34	1,935
418 373701 7400	112,576.11	1.0%	23,308	0	23,308	415	23,723
422 373701 7420 (CIP)	386.10	0.0%	80	0	80	1	81
424 373702 7400	51,038.71	0.0%	10,567	0	10,567	188	10,756
430 383801 7000	1,706.80	0.0%	353	0	353	6	360

**City of Long Beach, CA  
Full Cost Allocation Plan**

FY 2020-21  
1/26/2023

Budget Admin Allocations

Dept:13 FM BUDGET MANAGEMENT (222202 1000)

Department	Units	Allocation Percent	First Allocation	Direct Billed	Department Allocation	Second Allocation	Total
431 383801 7800	1,703.80	0.0%	\$353	\$0	\$353	\$6	\$359
432 383802 7000	71,257.63	1.0%	14,753	0	14,753	263	15,016
435 383802 7800	9,801.26	0.0%	2,029	0	2,029	36	2,065
436 383803 7000	102,732.46	1.0%	21,270	0	21,270	379	21,649
437 383803 7020 (CIP)	10,173.37	0.0%	2,106	0	2,106	38	2,144
440 383804 7800	22,967.95	0.0%	4,755	0	4,755	85	4,840
441 383805 7350	4,389.95	0.0%	909	0	909	16	925
442 383806 7000	120,399.72	1.0%	24,928	0	24,928	444	25,372
443 383806 7020 (CIP)	74,815.64	1.0%	15,490	0	15,490	276	15,766
448 505001 7900	110,039.20	1.0%	22,783	0	22,783	406	23,189
449 505001 7920	16.00	0.0%	3	0	3	0	3
450 505002 7900	232,513.28	2.0%	48,140	0	48,140	858	48,998
452 505002 7920	72.70	0.0%	15	0	15	0	15
453 505003 7900	407,393.51	4.0%	84,348	0	84,348	1,503	85,851
454 505003 7910	12.40	0.0%	3	0	3	0	3
455 505003 7920	101,669.22	1.0%	21,050	0	21,050	375	21,425
456 505004 7900	55,688.10	1.0%	11,530	0	11,530	205	11,735
457 505004 7910	466.40	0.0%	97	0	97	2	98
458 505004 7920	3,866.35	0.0%	801	0	801	14	815
459 505005 7900	138,184.72	1.0%	28,610	0	28,610	510	29,120
462 505005 7920	1,529.10	0.0%	317	0	317	6	322
482 606001 7100	8,340.10	0.0%	1,727	0	1,727	31	1,758
483 606002 7100	186.90	0.0%	39	0	39	1	39
485 606003 7100	45,210.95	0.0%	9,361	0	9,361	167	9,527
487 606004 7100	17,190.05	0.0%	3,559	0	3,559	63	3,623
490 606004 7120	3,072.48	0.0%	636	0	636	11	647
495 606005 7100	3,855.20	0.0%	798	0	798	14	812
496 606006 7100	39,311.66	0.0%	8,139	0	8,139	145	8,284
497 606006 7120	16,364.35	0.0%	3,388	0	3,388	60	3,449
499 606006 7200	7,456.55	0.0%	1,544	0	1,544	28	1,571
500 606006 7220	7,210.83	0.0%	1,493	0	1,493	27	1,520
501 606007 7100	97,246.07	1.0%	20,134	0	20,134	359	20,493
503 606007 7120	4,450.30	0.0%	921	0	921	16	938
504 606007 7200	25,789.07	0.0%	5,339	0	5,339	95	5,435
505 606007 7220	3.00	0.0%	1	0	1	0	1
506 606008 7100	10,379.65	0.0%	2,149	0	2,149	38	2,187
509 606009 7100	236,728.12	2.0%	49,013	0	49,013	873	49,886
510 606009 7120	49,998.82	0.0%	10,352	0	10,352	184	10,536
512 606009 7200	57,092.88	1.0%	11,821	0	11,821	211	12,031
513 606009 7220	11,456.64	0.0%	2,372	0	2,372	42	2,414
514 All Other	196,501.98	2.0%	40,685	0	40,685	725	41,409
515 303011 1000	19,384.08	0.0%	4,013	0	4,013	72	4,085

**City of Long Beach, CA  
Full Cost Allocation Plan**

FY 2020-21  
1/26/2023

**Budget Admin Allocations**

Dept:13 FM BUDGET MANAGEMENT (222202 1000)

Department	Units	Allocation Percent	First Allocation	Direct Billed	Department Allocation	Second Allocation	Total
517 303011 6000	980.96	0.0%	\$203	\$0	\$203	\$4	\$207
518 303011 7600	2,033.70	0.0%	421	0	421	8	429
519 303011 7630	805.70	0.0%	167	0	167	3	170
520 303011 7631	1,676.46	0.0%	347	0	347	6	353
527 20 7600	414.88	0.0%	86	0	86	2	87
<b>Subtotal</b>	<b>10,804,942.09</b>	<b>100.0%</b>	<b>2,237,096</b>	<b>0</b>	<b>2,237,096</b>	<b>39,082</b>	<b>2,276,177</b>
Direct Bills					0		0
<b>Total</b>					<b>\$2,237,096</b>		<b>\$2,276,177</b>

Basis Units: Number of Work Hours per Dept / Bureau / Fund

Source:

City of Long Beach, CA  
Full Cost Allocation Plan

FY 2020-21  
1/26/2023

Allocation Summary

Dept:13 FM BUDGET MANAGEMENT (222202 1000)

Department	Budget Admin	Total
4 CITY AUDITOR (14 1000)	\$3,834	\$3,834
5 CITY CLERK (11 1000)	5,152	5,152
6 CITY MANAGER (20 1000)	12,077	12,077
7 CIVIL SERVICE (12 1000)	5,773	5,773
8 DISASTER PREPAREDNESS & EMEI	2,753	2,753
9 FIRE ADMIN (333301 1000)	6,658	6,658
10 FM ADMIN (222201 1000)	3,164	3,164
12 FM ACCTNG BUREAU - TIDELANDS	774	774
13 FM BUDGET MANAGEMENT (222202	3,611	3,611
14 FM PURCHASING (222204 1000)	9,905	9,905
15 FM FLEET SERVICES BUREAU (2222	33,945	33,945
16 LEGISLATIVE (10 1000)	17,926	17,926
17 LAW (13 1000)	7,220	7,220
18 PUBLIC WORKS ADMINISTRATION (	7,190	7,190
19 PW ENGINEERING (303004 & 303008	11,739	11,739
20 TECHNICAL SERVICES (23 6100)	74,229	74,229
24 111104 1000	631	631
29 12 6400	68	68
30 131302 6400	639	639
31 131303 6300	8,552	8,552
32 131303 6350	6,696	6,696
33 14 6400	504	504
34 14 7600	566	566
35 15 1000	12,896	12,896
36 15 1010	19	19
37 15 1030	16	16
38 15 2010	136	136
39 15 2025	338	338
42 20 2400	6,356	6,356
47 212101 6300	386	386
48 212101 6400	852	852
50 212102 6120 (CIP)	940	940
52 212102 6400	6,027	6,027
53 212103 6400	1,926	1,926
55 212104 6300	5,008	5,008
56 212104 6350	714	714
57 212105 1000	53	53
63 222201 6100	151	151
64 222201 6400	189	189
67 222202 6400	1,152	1,152
68 222202 7600	220	220

City of Long Beach, CA  
Full Cost Allocation Plan

FY 2020-21  
1/26/2023

Allocation Summary

Dept:13 FM BUDGET MANAGEMENT (222202 1000)

Department	Budget Admin	Total
69 222203 1000	\$6,149	\$6,149
70 222203 2200	67	67
73 222203 2710	101	101
77 222203 2761	55	55
80 222203 6100	749	749
81 222203 6300	84	84
82 222203 6400	2,083	2,083
84 222203 7700	103	103
89 222205 1000	2,548	2,548
90 222206 1000	14,504	14,504
100 222208 6230	4,038	4,038
101 222208 7550	11,123	11,123
103 232302 6120 (CIP)	2,418	2,418
106 242401 1000	5,647	5,647
116 242402 1000	260	260
118 242402 2501	1,504	1,504
119 242402 2550	121	121
121 242402 2711	7,047	7,047
122 242402 2713	904	904
125 242402 5501 (CIP)	129	129
129 242403 7500	9,647	9,647
133 242404 7500	23,603	23,603
136 242405 1000	10,767	10,767
138 242405 2711	1,154	1,154
139 242405 7500	593	593
140 252501 1000	2,047	2,047
141 252501 2710	14	14
142 252501 6000	56	56
143 252501 7600	344	344
145 252502 1000	1,582	1,582
147 252502 2650	132	132
148 252503 1000	1,539	1,539
151 252503 7600	993	993
153 252503 7700	70	70
156 252504 1000	367	367
157 252504 2710	16,424	16,424
169 303003 6000	116	116
170 303003 7600	9	9
171 303003 7631	377	377
176 303004 5418 (CIP)	1,507	1,507
178 303004 7600	343	343

City of Long Beach, CA  
Full Cost Allocation Plan

FY 2020-21  
1/26/2023

Allocation Summary

Dept:13 FM BUDGET MANAGEMENT (222202 1000)

Department	Budget Admin	Total
179 303005 1000	\$23,812	\$23,812
181 303005 7300	53,285	53,285
183 303005 7600	89	89
184 303006 1000	50,833	50,833
188 303006 6000	456	456
190 303006 7600	89	89
191 303006 7631	202	202
201 303007 5020 (CIP)	16,287	16,287
212 303007 5417 (CIP)	19	19
216 303007 6020 (CIP)	790	790
225 303007 7620 (CIP)	1,329	1,329
227 303007 7720 (CIP)	7	7
251 313103 1000	33,141	33,141
253 323201 1000	31,562	31,562
260 323201 2020	2	2
266 323202 1000	8,532	8,532
268 323203 1000	12,642	12,642
271 323203 2020	2,361	2,361
275 323204 1000	89,674	89,674
280 323205 1000	201,217	201,217
282 323205 1030	69	69
287 323205 7600	1,415	1,415
289 323206 1000	76,848	76,848
295 323206 7600	13,333	13,333
296 323206 7700	8,249	8,249
300 333302 1000	275,639	275,639
307 333302 7600	23,753	23,753
308 333302 7700	6,360	6,360
309 333303 1000	12,551	12,551
312 333303 2300	2,317	2,317
313 333303 7600	285	285
314 333304 1000	14,597	14,597
315 333304 2030	494	494
316 343401 1000	554	554
317 343401 7600	268	268
318 343401 7700	266	266
319 343402 1000	59,897	59,897
320 343402 2015	14,004	14,004
321 343402 2400	267	267
323 343402 7600	10,250	10,250
325 343403 1000	16,852	16,852

City of Long Beach, CA  
Full Cost Allocation Plan

FY 2020-21  
1/26/2023

Allocation Summary

Dept:13 FM BUDGET MANAGEMENT (222202 1000)

Department	Budget Admin	Total
332 343403 7600	\$315	\$315
333 343403 7700	296	296
336 343404 7600	14,915	14,915
340 343404 7700	19,451	19,451
343 343405 1000	17,969	17,969
345 343405 7600	237	237
346 343406 1000	5,725	5,725
350 343406 2400	109	109
356 343406 7600	1,655	1,655
357 343406 7700	1,746	1,746
361 353501 2200	1,000	1,000
362 353501 2210	14	14
364 353502 1000	178	178
365 353502 2200	3,311	3,311
366 353502 2210	26,146	26,146
376 353505 2200	11,725	11,725
377 353505 2210	9,481	9,481
379 353506 1000	10	10
382 353507 1000	2,669	2,669
384 353507 2200	1,414	1,414
385 353507 2210	15,196	15,196
387 353508 1000	222	222
389 353508 2200	18,510	18,510
390 353508 2210	2,778	2,778
391 353508 2300	1,748	1,748
392 353508 2310	2	2
393 353509 1000	1,455	1,455
394 353509 2200	11,471	11,471
395 353509 2210	24	24
398 353510 2760	3,327	3,327
399 353510 2761	11,869	11,869
400 353511 1000	3,921	3,921
402 353511 2200	9,130	9,130
403 353511 2210	54,806	54,806
407 363601 1000	4,506	4,506
408 363602 1000	11,682	11,682
409 363602 2040	1,235	1,235
411 363603 1000	17,352	17,352
412 363603 2040	166	166
415 363604 1000	3,058	3,058
417 373701 5020 (CIP)	1,935	1,935

City of Long Beach, CA  
Full Cost Allocation Plan

FY 2020-21  
1/26/2023

Allocation Summary

Dept:13 FM BUDGET MANAGEMENT (222202 1000)

Department	Budget Admin	Total
418 373701 7400	\$23,723	\$23,723
422 373701 7420 (CIP)	81	81
424 373702 7400	10,756	10,756
430 383801 7000	360	360
431 383801 7800	359	359
432 383802 7000	15,016	15,016
435 383802 7800	2,065	2,065
436 383803 7000	21,649	21,649
437 383803 7020 (CIP)	2,144	2,144
440 383804 7800	4,840	4,840
441 383805 7350	925	925
442 383806 7000	25,372	25,372
443 383806 7020 (CIP)	15,766	15,766
448 505001 7900	23,189	23,189
449 505001 7920	3	3
450 505002 7900	48,998	48,998
452 505002 7920	15	15
453 505003 7900	85,851	85,851
454 505003 7910	3	3
455 505003 7920	21,425	21,425
456 505004 7900	11,735	11,735
457 505004 7910	98	98
458 505004 7920	815	815
459 505005 7900	29,120	29,120
462 505005 7920	322	322
482 606001 7100	1,758	1,758
483 606002 7100	39	39
485 606003 7100	9,527	9,527
487 606004 7100	3,623	3,623
490 606004 7120	647	647
495 606005 7100	812	812
496 606006 7100	8,284	8,284
497 606006 7120	3,449	3,449
499 606006 7200	1,571	1,571
500 606006 7220	1,520	1,520
501 606007 7100	20,493	20,493
503 606007 7120	938	938
504 606007 7200	5,435	5,435
505 606007 7220	1	1
506 606008 7100	2,187	2,187
509 606009 7100	49,886	49,886

City of Long Beach, CA  
Full Cost Allocation Plan

FY 2020-21  
1/26/2023

Allocation Summary

Dept:13 FM BUDGET MANAGEMENT (222202 1000)

Department	Budget Admin	Total
510 606009 7120	\$10,536	\$10,536
512 606009 7200	12,031	12,031
513 606009 7220	2,414	2,414
514 All Other	41,409	41,409
515 303011 1000	4,085	4,085
517 303011 6000	207	207
518 303011 7600	429	429
519 303011 7630	170	170
520 303011 7631	353	353
527 20 7600	87	87
<b>Total</b>	<b>\$2,276,177</b>	<b>\$2,276,177</b>

## FINANCIAL MANAGEMENT PURCHASING (222204 1000) Nature and Extent of Services

The Purchasing department is responsible for coordinating purchases of all materials, supplies, contracts and equipment used by the City and for issuing Business Licenses. These costs are allocated to Receiving Departments, as follows:

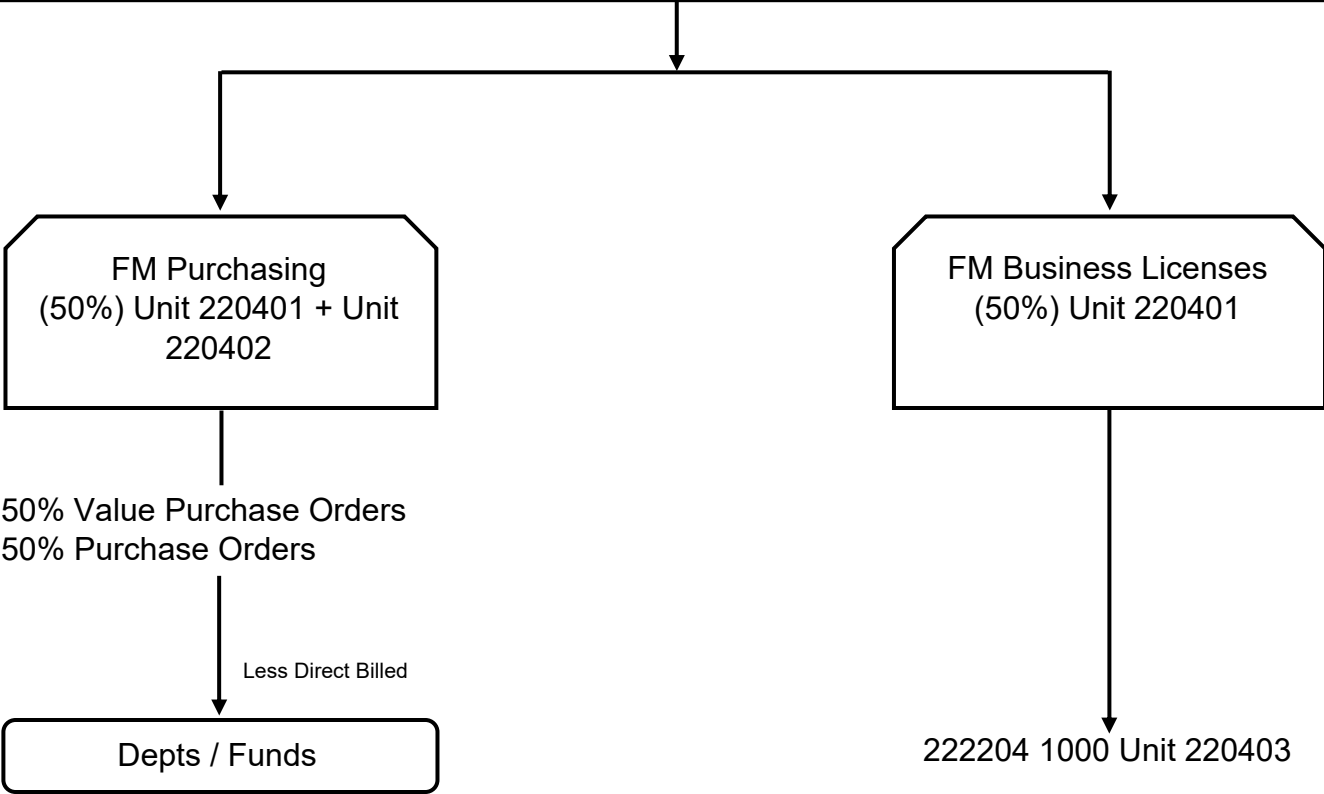
**Financial Management Purchasing** - Costs associated with oversight and management of the City's purchasing process, have been allocated based on 50% of the value and 50% of the number of purchase requisitions, purchase orders and change orders issued per Dept. / Bureau / Fund.

**Business Licenses** - Costs associated with oversight and management of the City's business licensing process have been allocated directly to 222204 1000 Unit 220403 the Business Licensing Program.

The chart on the following page illustrates the functions and measures used to allocate Financial Management Purchasing costs. The top tier shows the Central Service department, the second tier shows the functions developed, and the third tier shows the measures used to allocate costs citywide:

**Financial Management Purchasing**

**Inbound Allocated Indirect Cost**



**City of Long Beach, CA**  
**Full Cost Allocation Plan**

FY 2020-21  
1/26/2023

**A. Department Costs**

Dept:14 FM PURCHASING (222204 1000)

Description		Amount	General Admin	FM Purchasing	Business Licenses
<b>Personnel Costs</b>					
Salaries	S1	1,547,817	0	1,412,488	135,329
<i>Salary % Split</i>			<i>.00%</i>	<i>91.26%</i>	<i>8.74%</i>
Benefits	S	0	0	0	0
Subtotal - Personnel Costs		<u>1,547,817</u>	<u>0</u>	<u>1,412,488</u>	<u>135,329</u>
<b>Services &amp; Supplies Cost</b>					
Materials, Services & Supplies	P	329,408	0	282,986	46,422
Internal Support	P	23,592	0	15,525	8,067
Subtotal - Services & Supplies		<u>353,000</u>	<u>0</u>	<u>298,511</u>	<u>54,489</u>
<b>Department Cost Total</b>		1,900,817	0	1,710,999	189,818
<b>Adjustments to Cost</b>					
Subtotal - Adjustments		<u>0</u>	<u>0</u>	<u>0</u>	<u>0</u>
<b>Total Costs After Adjustments</b>		1,900,817	0	1,710,999	189,818
General Admin Distribution			0	0	0
<b>Grand Total</b>		<u><u>\$1,900,817</u></u>		<u><u>\$1,710,999</u></u>	<u><u>\$189,818</u></u>

**City of Long Beach, CA  
Full Cost Allocation Plan**

FY 2020-21  
1/26/2023

**B. Incoming Costs - (Default Spread Salary%)**

Dept:14 FM PURCHASING (222204 1000)

Department	First Incoming	Second Incoming	FM Purchasing	Business Licenses
4 Audit Services	\$3,111	\$47	\$2,882	\$276
Subtotal - CITY AUDITOR (14 1000)	3,111	47	2,882	276
5 Records Management	381	23	368	35
Subtotal - CITY CLERK (11 1000)	381	23	368	35
6 Council / Dept Support	4,836	341	4,725	453
Subtotal - CITY MANAGER (20 1000)	4,836	341	4,725	453
7 Admin & Support Services	17,057	387	15,918	1,525
Subtotal - CIVIL SERVICE (12 1000)	17,057	387	15,918	1,525
8 Citywide Support	13,061	186	12,089	1,158
Subtotal - DISASTER PREPAREDNESS	13,061	186	12,089	1,158
10 Admin General	437,747	0	399,474	38,273
10 Admin Personnel	282,847	51,386	305,010	29,223
Subtotal - FM ADMIN (222201 1000)	720,594	51,386	704,484	67,496
11 General Accounting Citywide	12,980	0	11,845	1,135
11 Accounts Payable Citywide	370	0	337	32
Subtotal - FM ACCOUNTING BUREAU	13,349	0	12,182	1,167
13 Budget Admin	9,732	173	9,039	866
Subtotal - FM BUDGET MANAGEMENT	9,732	173	9,039	866
14 FM Purchasing	0	3,148	2,873	275
Subtotal - FM PURCHASING (222204)	0	3,148	2,873	275
15 Fleet Services	0	1,494	1,363	131
Subtotal - FM FLEET SERVICES BUREAU	0	1,494	1,363	131
16 Council Support	0	41,734	38,085	3,649
Subtotal - LEGISLATIVE (10 1000)	0	41,734	38,085	3,649
20 Technical Services	0	11,854	10,818	1,036
Subtotal - TECHNICAL SERVICES (23)	0	11,854	10,818	1,036
<b>Total Incoming</b>	<b>782,120</b>	<b>110,774</b>	<b>814,827</b>	<b>78,068</b>
<b>C. Total Allocated</b>		<b>\$2,793,711</b>	<b>\$2,525,826</b>	<b>\$267,885</b>
		90.41%	9.59%	

City of Long Beach, CA  
Full Cost Allocation Plan

FY 2020-21  
1/26/2023

FM Purchasing Allocations

Dept:14 FM PURCHASING (222204 1000)

Department	Units	Allocation Percent	First Allocation	Direct Billed	Department Allocation	Second Allocation	Total
4 CITY AUDITOR (14 1000)	0.00	0.0%	\$5,665	\$0	\$5,665	\$0	\$5,665
5 CITY CLERK (11 1000)	0.00	0.0%	302	0	302	0	302
6 CITY MANAGER (20 1000)	0.01	1.0%	23,165	0	23,165	0	23,165
7 CIVIL SERVICE (12 1000)	0.00	0.0%	4,977	0	4,977	0	4,977
8 DISASTER PREPAREDNESS & EMEI	0.00	0.0%	6,623	0	6,623	0	6,623
9 FIRE ADMIN (333301 1000)	0.00	0.0%	10,601	0	10,601	0	10,601
10 FM ADMIN (222201 1000)	0.00	0.0%	743	0	743	0	743
13 FM BUDGET MANAGEMENT (222202	0.00	0.0%	155	0	155	0	155
14 FM PURCHASING (222204 1000)	0.00	0.0%	3,148	0	3,148	0	3,148
15 FM FLEET SERVICES BUREAU (2222	0.03	3.0%	75,020	0	75,020	3,201	78,221
16 LEGISLATIVE (10 1000)	0.00	0.0%	6,114	0	6,114	261	6,374
17 LAW (13 1000)	0.00	0.0%	4,829	0	4,829	206	5,035
18 PUBLIC WORKS ADMINISTRATION (	0.00	0.0%	9,072	0	9,072	387	9,459
19 PW ENGINEERING (303004 & 30300E	0.01	1.0%	26,264	0	26,264	1,121	27,385
20 TECHNICAL SERVICES (23 6100)	0.08	8.0%	189,987	0	189,987	8,106	198,092
29 12 6400	0.00	0.0%	371	0	371	16	387
31 131303 6300	0.00	0.0%	3,959	0	3,959	169	4,128
32 131303 6350	0.00	0.0%	3,524	0	3,524	150	3,674
34 14 7600	0.00	0.0%	746	0	746	32	777
35 15 1000	0.00	0.0%	1,398	0	1,398	60	1,458
42 20 2400	0.01	1.0%	29,851	0	29,851	1,274	31,125
47 212101 6300	0.00	0.0%	894	0	894	38	932
48 212101 6400	0.00	0.0%	686	0	686	29	715
52 212102 6400	0.00	0.0%	3,030	0	3,030	129	3,159
53 212103 6400	0.00	0.0%	2,996	0	2,996	128	3,124
55 212104 6300	0.00	0.0%	1,295	0	1,295	55	1,350
69 222203 1000	0.00	0.0%	1,446	0	1,446	62	1,508
82 222203 6400	0.00	0.0%	355	0	355	15	370
89 222205 1000	0.00	0.0%	1,795	0	1,795	77	1,872
90 222206 1000	0.00	0.0%	5,134	0	5,134	219	5,353
96 222208 5413 (CIP)	0.00	0.0%	984	0	984	42	1,026
98 222208 6210	0.00	0.0%	201	0	201	9	210
99 222208 6220 (CIP)	0.00	0.0%	1,584	0	1,584	68	1,651
100 222208 6230	0.03	3.0%	75,517	0	75,517	3,222	78,739
101 222208 7550	0.00	0.0%	5,837	0	5,837	249	6,086
103 232302 6120 (CIP)	0.01	1.0%	12,156	0	12,156	519	12,674
105 232304 6120 (CIP)	0.00	0.0%	2,486	0	2,486	106	2,592
106 242401 1000	0.00	0.0%	2,654	0	2,654	113	2,768
113 242401 7500	0.00	0.0%	226	0	226	10	235
116 242402 1000	0.00	0.0%	224	0	224	10	234
118 242402 2501	0.00	0.0%	2,480	0	2,480	106	2,586
119 242402 2550	0.00	0.0%	1,091	0	1,091	47	1,138

City of Long Beach, CA  
Full Cost Allocation Plan

FY 2020-21  
1/26/2023

FM Purchasing Allocations

Dept:14 FM PURCHASING (222204 1000)

Department	Units	Allocation Percent	First Allocation	Direct Billed	Department Allocation	Second Allocation	Total
121 242402 2711	0.00	0.0%	\$5,261	\$0	\$5,261	\$224	\$5,486
122 242402 2713	0.03	3.0%	78,306	0	78,306	3,341	81,647
123 242402 4505	0.00	0.0%	89	0	89	4	93
125 242402 5501 (CIP)	0.00	0.0%	740	0	740	32	772
128 242403 2035	0.00	0.0%	492	0	492	21	513
129 242403 7500	0.01	1.0%	12,606	0	12,606	538	13,144
130 242403 7510	0.00	0.0%	5,007	0	5,007	214	5,221
133 242404 7500	0.00	0.0%	7,820	0	7,820	334	8,154
135 242404 7520	0.00	0.0%	176	0	176	8	184
136 242405 1000	0.00	0.0%	1,333	0	1,333	57	1,389
139 242405 7500	0.00	0.0%	223	0	223	10	233
140 252501 1000	0.00	0.0%	1,136	0	1,136	48	1,185
145 252502 1000	0.00	0.0%	5,586	0	5,586	238	5,825
147 252502 2650	0.00	0.0%	714	0	714	30	744
148 252503 1000	0.01	1.0%	13,527	0	13,527	577	14,104
150 252503 6000	0.00	0.0%	664	0	664	28	692
151 252503 7600	0.01	1.0%	17,427	0	17,427	744	18,171
154 252503 7750	0.00	0.0%	5,090	0	5,090	217	5,307
156 252504 1000	0.00	0.0%	4,171	0	4,171	178	4,349
157 252504 2710	0.05	5.0%	110,473	0	110,473	4,713	115,187
163 303003 2600	0.00	0.0%	1,141	0	1,141	49	1,190
169 303003 6000	0.00	0.0%	3,227	0	3,227	138	3,364
171 303003 7631	0.00	0.0%	6,844	0	6,844	292	7,136
178 303004 7600	0.00	0.0%	2,239	0	2,239	96	2,334
179 303005 1000	0.01	1.0%	14,069	0	14,069	600	14,669
181 303005 7300	0.01	1.0%	33,885	0	33,885	1,446	35,331
182 303005 7310 (CIP)	0.00	0.0%	481	0	481	21	501
184 303006 1000	0.03	3.0%	70,810	0	70,810	3,021	73,831
186 303006 1020	0.00	0.0%	461	0	461	20	481
187 303006 2000	0.00	0.0%	176	0	176	8	184
188 303006 6000	0.00	0.0%	3,291	0	3,291	140	3,431
190 303006 7600	0.00	0.0%	1,298	0	1,298	55	1,353
191 303006 7631	0.00	0.0%	1,663	0	1,663	71	1,734
192 303006 7700	0.00	0.0%	1,227	0	1,227	52	1,280
201 303007 5020 (CIP)	0.08	8.0%	203,426	0	203,426	8,679	212,105
216 303007 6020 (CIP)	0.00	0.0%	9,221	0	9,221	393	9,614
225 303007 7620 (CIP)	0.01	1.0%	21,607	0	21,607	922	22,529
228 303007 7770 (CIP)	0.00	0.0%	3,022	0	3,022	129	3,151
249 313101 2010	0.00	0.0%	1,483	0	1,483	63	1,546
251 313103 1000	0.00	0.0%	616	0	616	26	643
253 323201 1000	0.01	1.0%	21,478	0	21,478	916	22,395
256 323201 1041	0.00	0.0%	911	0	911	39	949

City of Long Beach, CA  
Full Cost Allocation Plan

FY 2020-21  
1/26/2023

FM Purchasing Allocations

Dept:14 FM PURCHASING (222204 1000)

Department	Units	Allocation Percent	First Allocation	Direct Billed	Department Allocation	Second Allocation	Total
260 323201 2020	0.00	0.0%	\$4,708	\$0	\$4,708	\$201	\$4,909
266 323202 1000	0.00	0.0%	3,661	0	3,661	156	3,818
268 323203 1000	0.01	1.0%	25,004	0	25,004	1,067	26,071
271 323203 2020	0.00	0.0%	8,687	0	8,687	371	9,058
275 323204 1000	0.01	1.0%	31,700	0	31,700	1,353	33,053
280 323205 1000	0.01	1.0%	27,140	0	27,140	1,158	28,298
289 323206 1000	0.01	1.0%	29,342	0	29,342	1,252	30,594
295 323206 7600	0.00	0.0%	2,296	0	2,296	98	2,394
296 323206 7700	0.00	0.0%	591	0	591	25	616
300 333302 1000	0.04	4.0%	95,781	0	95,781	4,087	99,867
301 333302 1020	0.00	0.0%	402	0	402	17	419
305 333302 2813	0.00	0.0%	3,177	0	3,177	136	3,313
307 333302 7600	0.01	1.0%	22,878	0	22,878	976	23,854
308 333302 7700	0.00	0.0%	5,207	0	5,207	222	5,429
309 333303 1000	0.00	0.0%	9,155	0	9,155	391	9,546
312 333303 2300	0.00	0.0%	677	0	677	29	706
314 333304 1000	0.01	1.0%	17,116	0	17,116	730	17,846
315 333304 2030	0.00	0.0%	6,376	0	6,376	272	6,648
316 343401 1000	0.00	0.0%	906	0	906	39	945
317 343401 7600	0.00	0.0%	75	0	75	3	78
318 343401 7700	0.00	0.0%	154	0	154	7	161
319 343402 1000	0.02	2.0%	45,358	0	45,358	1,935	47,294
320 343402 2015	0.00	0.0%	5,067	0	5,067	216	5,283
321 343402 2400	0.00	0.0%	1,163	0	1,163	50	1,213
323 343402 7600	0.00	0.0%	2,754	0	2,754	118	2,872
325 343403 1000	0.01	1.0%	29,442	0	29,442	1,256	30,698
332 343403 7600	0.00	0.0%	839	0	839	36	875
333 343403 7700	0.00	0.0%	742	0	742	32	774
336 343404 7600	0.01	1.0%	17,840	0	17,840	761	18,602
340 343404 7700	0.01	1.0%	15,572	0	15,572	664	16,237
343 343405 1000	0.01	1.0%	14,356	0	14,356	613	14,969
346 343406 1000	0.00	0.0%	4,761	0	4,761	203	4,964
349 343406 2015	0.00	0.0%	376	0	376	16	392
353 343406 5020 (CIP)	0.00	0.0%	1,401	0	1,401	60	1,461
356 343406 7600	0.00	0.0%	823	0	823	35	858
357 343406 7700	0.00	0.0%	820	0	820	35	855
361 353501 2200	0.00	0.0%	1,932	0	1,932	82	2,014
365 353502 2200	0.00	0.0%	730	0	730	31	762
366 353502 2210	0.01	1.0%	15,316	0	15,316	653	15,970
376 353505 2200	0.01	1.0%	18,482	0	18,482	789	19,270
377 353505 2210	0.00	0.0%	5,494	0	5,494	234	5,729
382 353507 1000	0.00	0.0%	4,762	0	4,762	203	4,965

City of Long Beach, CA  
Full Cost Allocation Plan

FY 2020-21  
1/26/2023

FM Purchasing Allocations

Dept:14 FM PURCHASING (222204 1000)

Department	Units	Allocation Percent	First Allocation	Direct Billed	Department Allocation	Second Allocation	Total
384 353507 2200	0.00	0.0%	\$471	\$0	\$471	\$20	\$491
385 353507 2210	0.03	3.0%	71,925	0	71,925	3,069	74,994
387 353508 1000	0.00	0.0%	308	0	308	13	322
389 353508 2200	0.00	0.0%	7,338	0	7,338	313	7,652
390 353508 2210	0.00	0.0%	4,393	0	4,393	187	4,580
391 353508 2300	0.00	0.0%	1,013	0	1,013	43	1,056
393 353509 1000	0.00	0.0%	7,528	0	7,528	321	7,849
394 353509 2200	0.00	0.0%	8,063	0	8,063	344	8,407
395 353509 2210	0.00	0.0%	258	0	258	11	269
398 353510 2760	0.00	0.0%	335	0	335	14	349
399 353510 2761	0.01	1.0%	15,319	0	15,319	654	15,972
400 353511 1000	0.01	1.0%	16,308	0	16,308	696	17,003
401 353511 2000	0.00	0.0%	1,261	0	1,261	54	1,315
402 353511 2200	0.00	0.0%	527	0	527	22	550
403 353511 2210	0.04	4.0%	97,122	0	97,122	4,144	101,266
407 363601 1000	0.00	0.0%	6,732	0	6,732	287	7,019
408 363602 1000	0.01	1.0%	12,649	0	12,649	540	13,189
409 363602 2040	0.00	0.0%	90	0	90	4	94
411 363603 1000	0.01	1.0%	30,638	0	30,638	1,307	31,945
415 363604 1000	0.00	0.0%	7,157	0	7,157	305	7,463
418 373701 7400	0.01	1.0%	21,261	0	21,261	907	22,168
419 373701 7410 (CIP)	0.01	1.0%	12,524	0	12,524	534	13,058
420 373701 7411 (CIP)	0.00	0.0%	1,349	0	1,349	58	1,406
421 373701 7412 (CIP)	0.00	0.0%	295	0	295	13	308
422 373701 7420 (CIP)	0.00	0.0%	4,228	0	4,228	180	4,408
424 373702 7400	0.01	1.0%	21,225	0	21,225	906	22,130
430 383801 7000	0.00	0.0%	880	0	880	38	917
431 383801 7800	0.00	0.0%	148	0	148	6	154
432 383802 7000	0.01	1.0%	34,473	0	34,473	1,471	35,944
434 383802 7020 (CIP)	0.00	0.0%	114	0	114	5	119
435 383802 7800	0.00	0.0%	156	0	156	7	163
436 383803 7000	0.00	0.0%	7,860	0	7,860	335	8,195
438 383804 1100	0.00	0.0%	5,944	0	5,944	254	6,198
440 383804 7800	0.00	0.0%	5,821	0	5,821	248	6,070
441 383805 7350	0.05	5.0%	119,272	0	119,272	5,089	124,361
442 383806 7000	0.01	1.0%	19,912	0	19,912	850	20,761
443 383806 7020 (CIP)	0.01	1.0%	13,157	0	13,157	561	13,718
445 383807 7000	0.00	0.0%	8,239	0	8,239	352	8,590
446 383807 7020 (CIP)	0.01	1.0%	19,735	0	19,735	842	20,577
514 All Other	0.06	6.0%	138,668	0	138,668	5,916	144,585
515 303011 1000	0.00	0.0%	4,408	0	4,408	188	4,596
516 303011 2600	0.00	0.0%	299	0	299	13	312

**City of Long Beach, CA  
Full Cost Allocation Plan**

FY 2020-21  
1/26/2023

FM Purchasing Allocations

Dept:14 FM PURCHASING (222204 1000)

Department	Units	Allocation Percent	First Allocation	Direct Billed	Department Allocation	Second Allocation	Total
517 303011 6000	0.00	0.0%	\$939	\$0	\$939	\$40	\$979
518 303011 7600	0.00	0.0%	3,109	0	3,109	133	3,242
520 303011 7631	0.00	0.0%	4,353	0	4,353	186	4,539
527 20 7600	0.00	0.0%	863	0	863	37	900
<b>Subtotal</b>	<b>1.00</b>	<b>100.0%</b>	<b>2,424,737</b>	<b>0</b>	<b>2,424,737</b>	<b>101,089</b>	<b>2,525,826</b>
Direct Bills					0		0
<b>Total</b>					<b>\$2,424,737</b>		<b>\$2,525,826</b>

Basis Units: 50% of Value and 50% of the Number of P.O.'s per Dept / Bureau / Fund  
Source:

**City of Long Beach, CA  
Full Cost Allocation Plan**

FY 2020-21  
1/26/2023

**Business Licenses Allocations**

Dept:14 FM PURCHASING (222204 1000)

Department	Units	Allocation Percent	First Allocation	Direct Billed	Department Allocation	Second Allocation	Total
85 222204 1000	100	100.0%	\$258,200	\$0	\$258,200	\$9,685	\$267,885
<b>Subtotal</b>	100	100.0%	258,200	0	258,200	9,685	267,885
Direct Bills					0		0
<b>Total</b>					\$258,200		\$267,885

Basis Units: Direct allocation to 222204 1000 Unit 220403 Business Licensing Program

Source:

**City of Long Beach, CA  
Full Cost Allocation Plan**

FY 2020-21  
1/26/2023

**Allocation Summary**

Dept:14 FM PURCHASING (222204 1000)

Department	FM Purchasing	Business Licenses	Total
4 CITY AUDITOR (14 1000)	\$5,665	\$0	\$5,665
5 CITY CLERK (11 1000)	302	0	302
6 CITY MANAGER (20 1000)	23,165	0	23,165
7 CIVIL SERVICE (12 1000)	4,977	0	4,977
8 DISASTER PREPAREDNESS & EMEI	6,623	0	6,623
9 FIRE ADMIN (333301 1000)	10,601	0	10,601
10 FM ADMIN (222201 1000)	743	0	743
13 FM BUDGET MANAGEMENT (222202	155	0	155
14 FM PURCHASING (222204 1000)	3,148	0	3,148
15 FM FLEET SERVICES BUREAU (2222	78,221	0	78,221
16 LEGISLATIVE (10 1000)	6,374	0	6,374
17 LAW (13 1000)	5,035	0	5,035
18 PUBLIC WORKS ADMINISTRATION (	9,459	0	9,459
19 PW ENGINEERING (303004 & 30300E	27,385	0	27,385
20 TECHNICAL SERVICES (23 6100)	198,092	0	198,092
29 12 6400	387	0	387
31 131303 6300	4,128	0	4,128
32 131303 6350	3,674	0	3,674
34 14 7600	777	0	777
35 15 1000	1,458	0	1,458
42 20 2400	31,125	0	31,125
47 212101 6300	932	0	932
48 212101 6400	715	0	715
52 212102 6400	3,159	0	3,159
53 212103 6400	3,124	0	3,124
55 212104 6300	1,350	0	1,350
69 222203 1000	1,508	0	1,508
82 222203 6400	370	0	370
85 222204 1000	0	267,885	267,885
89 222205 1000	1,872	0	1,872
90 222206 1000	5,353	0	5,353
96 222208 5413 (CIP)	1,026	0	1,026
98 222208 6210	210	0	210
99 222208 6220 (CIP)	1,651	0	1,651
100 222208 6230	78,739	0	78,739
101 222208 7550	6,086	0	6,086
103 232302 6120 (CIP)	12,674	0	12,674
105 232304 6120 (CIP)	2,592	0	2,592
106 242401 1000	2,768	0	2,768
113 242401 7500	235	0	235
116 242402 1000	234	0	234

City of Long Beach, CA  
Full Cost Allocation Plan

FY 2020-21  
1/26/2023

Allocation Summary

Dept:14 FM PURCHASING (222204 1000)

Department	FM Purchasing	Business Licenses	Total
118 242402 2501	\$2,586	\$0	\$2,586
119 242402 2550	1,138	0	1,138
121 242402 2711	5,486	0	5,486
122 242402 2713	81,647	0	81,647
123 242402 4505	93	0	93
125 242402 5501 (CIP)	772	0	772
128 242403 2035	513	0	513
129 242403 7500	13,144	0	13,144
130 242403 7510	5,221	0	5,221
133 242404 7500	8,154	0	8,154
135 242404 7520	184	0	184
136 242405 1000	1,389	0	1,389
139 242405 7500	233	0	233
140 252501 1000	1,185	0	1,185
145 252502 1000	5,825	0	5,825
147 252502 2650	744	0	744
148 252503 1000	14,104	0	14,104
150 252503 6000	692	0	692
151 252503 7600	18,171	0	18,171
154 252503 7750	5,307	0	5,307
156 252504 1000	4,349	0	4,349
157 252504 2710	115,187	0	115,187
163 303003 2600	1,190	0	1,190
169 303003 6000	3,364	0	3,364
171 303003 7631	7,136	0	7,136
178 303004 7600	2,334	0	2,334
179 303005 1000	14,669	0	14,669
181 303005 7300	35,331	0	35,331
182 303005 7310 (CIP)	501	0	501
184 303006 1000	73,831	0	73,831
186 303006 1020	481	0	481
187 303006 2000	184	0	184
188 303006 6000	3,431	0	3,431
190 303006 7600	1,353	0	1,353
191 303006 7631	1,734	0	1,734
192 303006 7700	1,280	0	1,280
201 303007 5020 (CIP)	212,105	0	212,105
216 303007 6020 (CIP)	9,614	0	9,614
225 303007 7620 (CIP)	22,529	0	22,529
228 303007 7770 (CIP)	3,151	0	3,151
249 313101 2010	1,546	0	1,546

**City of Long Beach, CA  
Full Cost Allocation Plan**

FY 2020-21  
1/26/2023

**Allocation Summary**

Dept:14 FM PURCHASING (222204 1000)

Department	FM Purchasing	Business Licenses	Total
251 313103 1000	\$643	\$0	\$643
253 323201 1000	22,395	0	22,395
256 323201 1041	949	0	949
260 323201 2020	4,909	0	4,909
266 323202 1000	3,818	0	3,818
268 323203 1000	26,071	0	26,071
271 323203 2020	9,058	0	9,058
275 323204 1000	33,053	0	33,053
280 323205 1000	28,298	0	28,298
289 323206 1000	30,594	0	30,594
295 323206 7600	2,394	0	2,394
296 323206 7700	616	0	616
300 333302 1000	99,867	0	99,867
301 333302 1020	419	0	419
305 333302 2813	3,313	0	3,313
307 333302 7600	23,854	0	23,854
308 333302 7700	5,429	0	5,429
309 333303 1000	9,546	0	9,546
312 333303 2300	706	0	706
314 333304 1000	17,846	0	17,846
315 333304 2030	6,648	0	6,648
316 343401 1000	945	0	945
317 343401 7600	78	0	78
318 343401 7700	161	0	161
319 343402 1000	47,294	0	47,294
320 343402 2015	5,283	0	5,283
321 343402 2400	1,213	0	1,213
323 343402 7600	2,872	0	2,872
325 343403 1000	30,698	0	30,698
332 343403 7600	875	0	875
333 343403 7700	774	0	774
336 343404 7600	18,602	0	18,602
340 343404 7700	16,237	0	16,237
343 343405 1000	14,969	0	14,969
346 343406 1000	4,964	0	4,964
349 343406 2015	392	0	392
353 343406 5020 (CIP)	1,461	0	1,461
356 343406 7600	858	0	858
357 343406 7700	855	0	855
361 353501 2200	2,014	0	2,014
365 353502 2200	762	0	762

City of Long Beach, CA  
Full Cost Allocation Plan

FY 2020-21  
1/26/2023

Allocation Summary

Dept:14 FM PURCHASING (222204 1000)

Department	FM Purchasing	Business Licenses	Total
366 353502 2210	\$15,970	\$0	\$15,970
376 353505 2200	19,270	0	19,270
377 353505 2210	5,729	0	5,729
382 353507 1000	4,965	0	4,965
384 353507 2200	491	0	491
385 353507 2210	74,994	0	74,994
387 353508 1000	322	0	322
389 353508 2200	7,652	0	7,652
390 353508 2210	4,580	0	4,580
391 353508 2300	1,056	0	1,056
393 353509 1000	7,849	0	7,849
394 353509 2200	8,407	0	8,407
395 353509 2210	269	0	269
398 353510 2760	349	0	349
399 353510 2761	15,972	0	15,972
400 353511 1000	17,003	0	17,003
401 353511 2000	1,315	0	1,315
402 353511 2200	550	0	550
403 353511 2210	101,266	0	101,266
407 363601 1000	7,019	0	7,019
408 363602 1000	13,189	0	13,189
409 363602 2040	94	0	94
411 363603 1000	31,945	0	31,945
415 363604 1000	7,463	0	7,463
418 373701 7400	22,168	0	22,168
419 373701 7410 (CIP)	13,058	0	13,058
420 373701 7411 (CIP)	1,406	0	1,406
421 373701 7412 (CIP)	308	0	308
422 373701 7420 (CIP)	4,408	0	4,408
424 373702 7400	22,130	0	22,130
430 383801 7000	917	0	917
431 383801 7800	154	0	154
432 383802 7000	35,944	0	35,944
434 383802 7020 (CIP)	119	0	119
435 383802 7800	163	0	163
436 383803 7000	8,195	0	8,195
438 383804 1100	6,198	0	6,198
440 383804 7800	6,070	0	6,070
441 383805 7350	124,361	0	124,361
442 383806 7000	20,761	0	20,761
443 383806 7020 (CIP)	13,718	0	13,718

**City of Long Beach, CA  
Full Cost Allocation Plan**

FY 2020-21  
1/26/2023

**Allocation Summary**

Dept:14 FM PURCHASING (222204 1000)

<b>Department</b>	<b>FM Purchasing</b>	<b>Business Licenses</b>	<b>Total</b>
445 383807 7000	\$8,590	\$0	\$8,590
446 383807 7020 (CIP)	20,577	0	20,577
514 All Other	144,585	0	144,585
515 303011 1000	4,596	0	4,596
516 303011 2600	312	0	312
517 303011 6000	979	0	979
518 303011 7600	3,242	0	3,242
520 303011 7631	4,539	0	4,539
527 20 7600	900	0	900
<b>Total</b>	<b>\$2,525,826</b>	<b>\$267,885</b>	<b>\$2,793,711</b>

**FINANCIAL MANAGEMENT FLEET SERVICES BUREAU (222208 6200)**  
**Nature and Extent of Services**

The Fleet Services department has been incorporated into Financial Management. Any direct costs associated with Fleet have already been billed and only indirect costs are allocated through the Plan. These costs are allocated to Receiving Departments, as follows:

**Fleet Services** - Direct administrative and indirect costs associated with Fleet Services costs, have been allocated based on current Fleet Service charges per Dept / Bureau / Fund.

The chart on the following page illustrates the functions and measures used to allocate Financial Management Fleet. The top tier shows the Central Service department, the second tier shows the functions developed, and the third tier shows the measures used to allocate costs citywide:

**Financial Management Fleet – 222208 6200**

**Inbound Allocated Indirect Cost**

Allocation based on Objects  
900002, 900013, 900014

Depts / Funds

**City of Long Beach, CA  
Full Cost Allocation Plan**

FY 2020-21  
1/26/2023

**A. Department Costs**

**Dept:15 FM FLEET SERVICES BUREAU (222208 6200)**

Description		Amount	General Admin	Fleet Services
<hr/>				
Personnel Costs				
Salaries	S	0	0	0
<i>Salary % Split</i>			<i>.00%</i>	<i>.00%</i>
Benefits	S	0	0	0
Subtotal - Services & Supplies		<hr/>	<hr/>	<hr/>
		0	0	0
<b>Department Cost Total</b>		0	0	0
Adjustments to Cost				
Subtotal - Adjustments		<hr/>	<hr/>	<hr/>
		0	0	0
<b>Total Costs After Adjustments</b>		0	0	0
General Admin Distribution			0	0
<b>Grand Total</b>		<hr/> <hr/>	<hr/> <hr/>	<hr/> <hr/>
		\$0	\$0	\$0

**City of Long Beach, CA  
Full Cost Allocation Plan**

FY 2020-21  
1/26/2023

**B. Incoming Costs - (Default Spread Custom%)**

**Dept:15 FM FLEET SERVICES BUREAU (222208 6200)**

<b>Department</b>	<b>First Incoming</b>	<b>Second Incoming</b>	<b>Fleet Services</b>
4 Audit Services	\$20,000	\$303	\$20,303
Subtotal - CITY AUDITOR (14 1000)	20,000	303	20,303
6 Council / Dept Support	66,297	4,677	70,974
Subtotal - CITY MANAGER (20 1000)	66,297	4,677	70,974
7 Admin & Support Services	59,048	1,339	60,387
Subtotal - CIVIL SERVICE (12 1000)	59,048	1,339	60,387
8 Citywide Support	39,091	558	39,649
Subtotal - DISASTER PREPAREDNESS	39,091	558	39,649
10 Admin General	1,500,203	0	1,500,203
10 Admin Personnel	969,343	176,105	1,145,448
Subtotal - FM ADMIN (222201 1000)	2,469,547	176,105	2,645,651
11 General Accounting Citywide	18,354	0	18,354
11 Accounts Payable Citywide	11,008	0	11,008
Subtotal - FM ACCOUNTING BUREAU	29,362	0	29,362
13 Budget Admin	33,351	594	33,945
Subtotal - FM BUDGET MANAGEMENT	33,351	594	33,945
14 FM Purchasing	75,020	3,201	78,221
Subtotal - FM PURCHASING (222204	75,020	3,201	78,221
15 Fleet Services	0	38,513	38,513
Subtotal - FM FLEET SERVICES BUREAU	0	38,513	38,513
16 Council Support	0	143,027	143,027
Subtotal - LEGISLATIVE (10 1000)	0	143,027	143,027
20 Technical Services	0	32,387	32,387
Subtotal - TECHNICAL SERVICES (23	0	32,387	32,387
<b>Total Incoming</b>	<b>2,791,715</b>	<b>400,704</b>	<b>3,192,419</b>
<b>C. Total Allocated</b>		<b>\$3,192,419</b>	<b>\$3,192,419</b>
			100.00%

**City of Long Beach, CA  
Full Cost Allocation Plan**

FY 2020-21  
1/26/2023

**Fleet Services Allocations**

**Dept:15 FM FLEET SERVICES BUREAU (222208 6200)**

Department	Units	Allocation Percent	First Allocation	Direct Billed	Department Allocation	Second Allocation	Total
6 CITY MANAGER (20 1000)	23,304.84	0.0%	\$1,587	\$0	\$1,587	\$0	\$1,587
8 DISASTER PREPAREDNESS & EMEI	166,876.49	0.0%	11,365	0	11,365	0	11,365
9 FIRE ADMIN (333301 1000)	33,127.62	0.0%	2,256	0	2,256	0	2,256
14 FM PURCHASING (222204 1000)	21,934.38	0.0%	1,494	0	1,494	0	1,494
15 FM FLEET SERVICES BUREAU (222208 6200)	565,494.41	1.0%	38,513	0	38,513	0	38,513
16 LEGISLATIVE (10 1000)	5,227.10	0.0%	356	0	356	52	408
19 PW ENGINEERING (303004 & 303005)	136,560.93	0.0%	9,301	0	9,301	1,362	10,662
20 TECHNICAL SERVICES (23 6100)	171,598.71	0.0%	11,687	0	11,687	1,711	13,398
32 131303 6350	9,000.84	0.0%	613	0	613	90	703
42 20 2400	17,583.01	0.0%	1,197	0	1,197	175	1,373
100 222208 6230	72,569.75	0.0%	4,942	0	4,942	724	5,666
101 222208 7550	319,772.12	1.0%	21,778	0	21,778	3,189	24,967
122 242402 2713	12,069.55	0.0%	822	0	822	120	942
133 242404 7500	267,031.07	1.0%	18,186	0	18,186	2,663	20,849
136 242405 1000	114,255.20	0.0%	7,781	0	7,781	1,139	8,921
139 242405 7500	71,403.36	0.0%	4,863	0	4,863	712	5,575
179 303005 1000	3,902,129.57	10.0%	265,755	0	265,755	38,914	304,670
181 303005 7300	7,639,030.33	19.0%	520,258	0	520,258	76,181	596,439
184 303006 1000	2,123,596.21	5.0%	144,628	0	144,628	21,178	165,806
188 303006 6000	37,387.84	0.0%	2,546	0	2,546	373	2,919
251 313103 1000	2,349.72	0.0%	160	0	160	23	183
253 323201 1000	7,102,051.54	17.0%	483,687	0	483,687	70,826	554,513
268 323203 1000	750,000.00	2.0%	51,079	0	51,079	7,479	58,558
275 323204 1000	1,046,066.39	3.0%	71,243	0	71,243	10,432	81,675
280 323205 1000	1,025,716.09	3.0%	69,857	0	69,857	10,229	80,086
289 323206 1000	674,696.69	2.0%	45,950	0	45,950	6,728	52,679
295 323206 7600	1,403,630.15	3.0%	95,595	0	95,595	13,998	109,592
296 323206 7700	334,099.96	1.0%	22,754	0	22,754	3,332	26,086
300 333302 1000	4,445,780.25	11.0%	302,781	0	302,781	44,336	347,117
307 333302 7600	994,886.38	2.0%	67,757	0	67,757	9,922	77,679
308 333302 7700	371,985.62	1.0%	25,334	0	25,334	3,710	29,044
309 333303 1000	168,899.82	0.0%	11,503	0	11,503	1,684	13,187
312 333303 2300	55,487.16	0.0%	3,779	0	3,779	553	4,332
314 333304 1000	133,050.83	0.0%	9,061	0	9,061	1,327	10,388
315 333304 2030	5,080.16	0.0%	346	0	346	51	397
319 343402 1000	165,393.29	0.0%	11,264	0	11,264	1,649	12,914
321 343402 2400	7,773.00	0.0%	529	0	529	78	607
325 343403 1000	631,246.67	2.0%	42,991	0	42,991	6,295	49,286
336 343404 7600	2,028,814.49	5.0%	138,173	0	138,173	20,233	158,405
340 343404 7700	701,253.17	2.0%	47,759	0	47,759	6,993	54,752
343 343405 1000	134,552.65	0.0%	9,164	0	9,164	1,342	10,506
345 343405 7600	2,815.84	0.0%	192	0	192	28	220

**City of Long Beach, CA  
Full Cost Allocation Plan**

FY 2020-21  
1/26/2023

**Fleet Services Allocations**

**Dept:15 FM FLEET SERVICES BUREAU (222208 6200)**

Department	Units	Allocation Percent	First Allocation	Direct Billed	Department Allocation	Second Allocation	Total
346 343406 1000	25,625.56	0.0%	\$1,745	\$0	\$1,745	\$256	\$2,001
382 353507 1000	78,047.56	0.0%	5,315	0	5,315	778	6,094
407 363601 1000	52,574.46	0.0%	3,581	0	3,581	524	4,105
418 373701 7400	489,135.59	1.0%	33,313	0	33,313	4,878	38,191
424 373702 7400	1,704.44	0.0%	116	0	116	17	133
432 383802 7000	49,774.63	0.0%	3,390	0	3,390	496	3,886
436 383803 7000	665,457.07	2.0%	45,321	0	45,321	6,636	51,957
440 383804 7800	48,401.42	0.0%	3,296	0	3,296	483	3,779
442 383806 7000	1,501,639.05	4.0%	102,269	0	102,269	14,975	117,245
450 505002 7900	1,759.90	0.0%	120	0	120	18	137
453 505003 7900	20,070.27	0.0%	1,367	0	1,367	200	1,567
507 606008 7120	1,230.58	0.0%	84	0	84	12	96
509 606009 7100	152,232.10	0.0%	10,368	0	10,368	1,518	11,886
515 303011 1000	1,538.79	0.0%	105	0	105	15	120
520 303011 7631	6,420.83	0.0%	437	0	437	64	501
<b>Subtotal</b>	<b>40,991,195.45</b>	<b>100.0%</b>	<b>2,791,715</b>	<b>0</b>	<b>2,791,715</b>	<b>400,704</b>	<b>3,192,419</b>
Direct Bills					0		0
<b>Total</b>					<b>\$2,791,715</b>		<b>\$3,192,419</b>

Basis Units: Fleet Service Charges per Dept / Bureau / Fund

Source:

City of Long Beach, CA  
Full Cost Allocation Plan

FY 2020-21  
1/26/2023

Allocation Summary

Dept:15 FM FLEET SERVICES BUREAU (222208 6200)

Department	Fleet Services	Total
6 CITY MANAGER (20 1000)	\$1,587	\$1,587
8 DISASTER PREPAREDNESS & EMEI	11,365	11,365
9 FIRE ADMIN (333301 1000)	2,256	2,256
14 FM PURCHASING (222204 1000)	1,494	1,494
15 FM FLEET SERVICES BUREAU (222208 6200)	38,513	38,513
16 LEGISLATIVE (10 1000)	408	408
19 PW ENGINEERING (303004 & 303005)	10,662	10,662
20 TECHNICAL SERVICES (23 6100)	13,398	13,398
32 131303 6350	703	703
42 20 2400	1,373	1,373
100 222208 6230	5,666	5,666
101 222208 7550	24,967	24,967
122 242402 2713	942	942
133 242404 7500	20,849	20,849
136 242405 1000	8,921	8,921
139 242405 7500	5,575	5,575
179 303005 1000	304,670	304,670
181 303005 7300	596,439	596,439
184 303006 1000	165,806	165,806
188 303006 6000	2,919	2,919
251 313103 1000	183	183
253 323201 1000	554,513	554,513
268 323203 1000	58,558	58,558
275 323204 1000	81,675	81,675
280 323205 1000	80,086	80,086
289 323206 1000	52,679	52,679
295 323206 7600	109,592	109,592
296 323206 7700	26,086	26,086
300 333302 1000	347,117	347,117
307 333302 7600	77,679	77,679
308 333302 7700	29,044	29,044
309 333303 1000	13,187	13,187
312 333303 2300	4,332	4,332
314 333304 1000	10,388	10,388
315 333304 2030	397	397
319 343402 1000	12,914	12,914
321 343402 2400	607	607
325 343403 1000	49,286	49,286
336 343404 7600	158,405	158,405
340 343404 7700	54,752	54,752
343 343405 1000	10,506	10,506

City of Long Beach, CA  
Full Cost Allocation Plan

FY 2020-21  
1/26/2023

Allocation Summary

Dept:15 FM FLEET SERVICES BUREAU (222208 6200)

Department	Fleet Services	Total
345 343405 7600	\$220	\$220
346 343406 1000	2,001	2,001
382 353507 1000	6,094	6,094
407 363601 1000	4,105	4,105
418 373701 7400	38,191	38,191
424 373702 7400	133	133
432 383802 7000	3,886	3,886
436 383803 7000	51,957	51,957
440 383804 7800	3,779	3,779
442 383806 7000	117,245	117,245
450 505002 7900	137	137
453 505003 7900	1,567	1,567
507 606008 7120	96	96
509 606009 7100	11,886	11,886
515 303011 1000	120	120
520 303011 7631	501	501
<b>Total</b>	<b>\$3,192,419</b>	<b>\$3,192,419</b>

## LEGISLATIVE (10 1000) Nature and Extent of Services

The Legislative department consists of the elected City Council, which is the policy-making body for the City of Long Beach, and an elected Mayor who is the chief legislative officer of the City, with power to veto actions of the City Council. The City Council is responsible for formulating and developing public policies, approving programs, and allocating revenues in order to respond to the overall requirements of the City. These costs are allocated to Receiving Departments, as follows:

**Council Support** - Costs associated with providing municipal services in the most cost-effective manner possible, have been allocated based on the number of work hours per Dept / Bureau / Fund. (Depts 12, 13, 14, 15, 50, & 60 @ 75%). The Prosecutor, Law, Auditor, and commission-administered departments of Water, Sewer, Harbor, and Civil Service are being given a credit of 25%.

The chart on the following page illustrates the functions and measures used to allocate Legislative costs. The top tier shows the Central Service department, the second tier shows the functions developed, and the third tier shows the measures used to allocate costs citywide:

**Legislative**

**Legislative Expense – 10 1000**

**+**

**Inbound Allocated Indirect Cost**

Excludes 25% of  
Labor Hours

Elected Official Depts  
(13, 14, 15)  
Commissions Admin  
Dept/Funds (Harbor,  
Water, Sewer, Civil  
Service)

All Other Depts / Funds

**City of Long Beach, CA**  
**Full Cost Allocation Plan**

FY 2020-21  
1/26/2023

**A. Department Costs**

Dept:16 LEGISLATIVE (10 1000)

Description		Amount	General Admin	Council Support
<b>Personnel Costs</b>				
Salaries	S1	5,307,277	0	5,307,277
<i>Salary % Split</i>			<i>.00%</i>	<i>100.00%</i>
Benefits	S	0	0	0
Subtotal - Personnel Costs		<u>5,307,277</u>	0	<u>5,307,277</u>
<b>Services &amp; Supplies Cost</b>				
Materials, Services & Supplies	S	104,199	0	104,199
Internal Support	S	530,638	0	530,638
Revenues	S	0	0	0
Transfers	D	0	0	0
Subtotal - Services & Supplies		<u>634,838</u>	0	<u>634,838</u>
<b>Department Cost Total</b>		5,942,115	0	5,942,115
<b>Adjustments to Cost</b>				
Transfers	D	0	0	0
Subtotal - Adjustments		<u>0</u>	0	<u>0</u>
<b>Total Costs After Adjustments</b>		5,942,115	0	5,942,115
General Admin Distribution			0	0
<b>Grand Total</b>		<u><u>\$5,942,115</u></u>		<u><u>\$5,942,115</u></u>

**City of Long Beach, CA  
Full Cost Allocation Plan**

FY 2020-21  
1/26/2023

**B. Incoming Costs - (Default Spread Salary%)**

Dept:16 LEGISLATIVE (10 1000)

Department	First Incoming	Second Incoming	Council Support
3 Civic Center	\$449,007	\$0	\$449,007
Subtotal - CIVIC CENTER AND ECOC	449,007	0	449,007
4 Audit Services	5,758	87	5,845
Subtotal - CITY AUDITOR (14 1000)	5,758	87	5,845
5 Council / Dept Support	2,677,957	168,344	2,846,301
5 Records Management	1,493	90	1,583
Subtotal - CITY CLERK (11 1000)	2,679,450	168,434	2,847,884
6 Council / Dept Support	35,011	2,470	37,481
Subtotal - CITY MANAGER (20 1000)	35,011	2,470	37,481
8 Citywide Support	25,925	370	26,295
Subtotal - DISASTER PREPAREDNESS	25,925	370	26,295
11 General Accounting Citywide	6,560	0	6,560
11 Accounts Payable Citywide	273	0	273
Subtotal - FM ACCOUNTING BUREAU	6,833	0	6,833
13 Budget Admin	17,612	314	17,926
Subtotal - FM BUDGET MANAGEMENT	17,612	314	17,926
14 FM Purchasing	6,114	261	6,374
Subtotal - FM PURCHASING (222204)	6,114	261	6,374
15 Fleet Services	356	52	408
Subtotal - FM FLEET SERVICES BUREAU	356	52	408
16 Council Support	0	75,531	75,531
Subtotal - LEGISLATIVE (10 1000)	0	75,531	75,531
17 General Admin & Law	0	54,078	54,078
Subtotal - LAW (13 1000)	0	54,078	54,078
20 Technical Services	0	13,872	13,872
Subtotal - TECHNICAL SERVICES (23)	0	13,872	13,872
<b>Total Incoming</b>	<b>3,226,065</b>	<b>315,469</b>	<b>3,541,535</b>
<b>C. Total Allocated</b>		<b>\$9,483,649</b>	<b>\$9,483,649</b>
		100.00%	

**City of Long Beach, CA  
Full Cost Allocation Plan**

FY 2020-21  
1/26/2023

**Council Support Allocations**

**Dept:16 LEGISLATIVE (10 1000)**

Department	Units	Allocation Percent	First Allocation	Direct Billed	Department Allocation	Second Allocation	Total
4 CITY AUDITOR (14 1000)	13,889.52	0.0%	\$12,333	\$0	\$12,333	\$0	\$12,333
5 CITY CLERK (11 1000)	24,882.93	0.0%	22,094	0	22,094	0	22,094
6 CITY MANAGER (20 1000)	58,329.58	1.0%	51,792	0	51,792	0	51,792
7 CIVIL SERVICE (12 1000)	20,911.17	0.0%	18,567	0	18,567	0	18,567
8 DISASTER PREPAREDNESS & EMEI	13,296.00	0.0%	11,806	0	11,806	0	11,806
9 FIRE ADMIN (333301 1000)	32,155.81	0.0%	28,552	0	28,552	0	28,552
10 FM ADMIN (222201 1000)	15,281.40	0.0%	13,569	0	13,569	0	13,569
12 FM ACCTNG BUREAU - TIDELANDS	3,736.07	0.0%	3,317	0	3,317	0	3,317
13 FM BUDGET MANAGEMENT (222202	17,440.98	0.0%	15,486	0	15,486	0	15,486
14 FM PURCHASING (222204 1000)	47,002.23	0.0%	41,734	0	41,734	0	41,734
15 FM FLEET SERVICES BUREAU (2222	161,081.26	2.0%	143,027	0	143,027	0	143,027
16 LEGISLATIVE (10 1000)	85,065.29	1.0%	75,531	0	75,531	0	75,531
17 LAW (13 1000)	25,695.70	0.0%	22,816	0	22,816	824	23,640
18 PUBLIC WORKS ADMINISTRATION (	34,116.84	0.0%	30,293	0	30,293	1,095	31,388
19 PW ENGINEERING (303004 & 30300	55,703.60	1.0%	49,460	0	49,460	1,787	51,247
20 TECHNICAL SERVICES (23 6100)	352,239.64	3.0%	312,760	0	312,760	11,301	324,061
24 111104 1000	2,992.64	0.0%	2,657	0	2,657	96	2,753
29 12 6400	242.13	0.0%	215	0	215	8	223
30 131302 6400	2,272.91	0.0%	2,018	0	2,018	73	2,091
31 131303 6300	30,435.88	0.0%	27,025	0	27,025	977	28,001
32 131303 6350	23,830.15	0.0%	21,159	0	21,159	765	21,924
33 14 6400	1,792.15	0.0%	1,591	0	1,591	58	1,649
34 14 7600	2,015.36	0.0%	1,789	0	1,789	65	1,854
35 15 1000	45,898.28	0.0%	40,754	0	40,754	1,473	42,227
36 15 1010	68.25	0.0%	61	0	61	2	63
37 15 1030	55.65	0.0%	49	0	49	2	51
38 15 2010	484.20	0.0%	430	0	430	16	445
39 15 2025	1,203.26	0.0%	1,068	0	1,068	39	1,107
42 20 2400	30,161.26	0.0%	26,781	0	26,781	968	27,748
47 212101 6300	1,831.86	0.0%	1,627	0	1,627	59	1,685
48 212101 6400	4,044.94	0.0%	3,592	0	3,592	130	3,721
50 212102 6120 (CIP)	4,459.26	0.0%	3,959	0	3,959	143	4,103
52 212102 6400	28,600.72	0.0%	25,395	0	25,395	918	26,313
53 212103 6400	9,138.23	0.0%	8,114	0	8,114	293	8,407
55 212104 6300	23,766.13	0.0%	21,102	0	21,102	763	21,865
56 212104 6350	3,389.64	0.0%	3,010	0	3,010	109	3,118
57 212105 1000	252.60	0.0%	224	0	224	8	232
63 222201 6100	716.00	0.0%	636	0	636	23	659
64 222201 6400	898.30	0.0%	798	0	798	29	826
67 222202 6400	5,464.61	0.0%	4,852	0	4,852	175	5,027
68 222202 7600	1,041.96	0.0%	925	0	925	33	959
69 222203 1000	29,178.82	0.0%	25,908	0	25,908	936	26,845

City of Long Beach, CA  
Full Cost Allocation Plan

FY 2020-21  
1/26/2023

Council Support Allocations

Dept:16 LEGISLATIVE (10 1000)

Department	Units	Allocation Percent	First Allocation	Direct Billed	Department Allocation	Second Allocation	Total
70 222203 2200	319.42	0.0%	\$284	\$0	\$284	\$10	\$294
73 222203 2710	478.39	0.0%	425	0	425	15	440
77 222203 2761	260.79	0.0%	232	0	232	8	240
80 222203 6100	3,556.08	0.0%	3,158	0	3,158	114	3,272
81 222203 6300	396.76	0.0%	352	0	352	13	365
82 222203 6400	9,885.38	0.0%	8,777	0	8,777	317	9,095
84 222203 7700	487.56	0.0%	433	0	433	16	449
89 222205 1000	12,091.50	0.0%	10,736	0	10,736	388	11,124
90 222206 1000	68,827.40	1.0%	61,113	0	61,113	2,208	63,321
100 222208 6230	19,160.46	0.0%	17,013	0	17,013	615	17,628
101 222208 7550	52,783.59	1.0%	46,868	0	46,868	1,694	48,561
103 232302 6120 (CIP)	11,472.80	0.0%	10,187	0	10,187	368	10,555
106 242401 1000	26,796.15	0.0%	23,793	0	23,793	860	24,653
116 242402 1000	1,233.71	0.0%	1,095	0	1,095	40	1,135
118 242402 2501	7,138.80	0.0%	6,339	0	6,339	229	6,568
119 242402 2550	573.30	0.0%	509	0	509	18	527
121 242402 2711	33,441.49	0.0%	29,693	0	29,693	1,073	30,766
122 242402 2713	4,290.80	0.0%	3,810	0	3,810	138	3,948
125 242402 5501 (CIP)	612.40	0.0%	544	0	544	20	563
129 242403 7500	45,777.54	0.0%	40,647	0	40,647	1,469	42,115
133 242404 7500	112,005.03	1.0%	99,451	0	99,451	3,594	103,045
136 242405 1000	51,094.17	0.0%	45,367	0	45,367	1,639	47,007
138 242405 2711	5,477.03	0.0%	4,863	0	4,863	176	5,039
139 242405 7500	2,813.00	0.0%	2,498	0	2,498	90	2,588
140 252501 1000	9,711.40	0.0%	8,623	0	8,623	312	8,935
141 252501 2710	64.26	0.0%	57	0	57	2	59
142 252501 6000	267.88	0.0%	238	0	238	9	246
143 252501 7600	1,630.42	0.0%	1,448	0	1,448	52	1,500
145 252502 1000	7,508.96	0.0%	6,667	0	6,667	241	6,908
147 252502 2650	624.20	0.0%	554	0	554	20	574
148 252503 1000	7,302.47	0.0%	6,484	0	6,484	234	6,718
151 252503 7600	4,711.59	0.0%	4,184	0	4,184	151	4,335
153 252503 7700	332.64	0.0%	295	0	295	11	306
156 252504 1000	1,741.18	0.0%	1,546	0	1,546	56	1,602
157 252504 2710	77,938.76	1.0%	69,203	0	69,203	2,501	71,704
169 303003 6000	551.92	0.0%	490	0	490	18	508
170 303003 7600	40.40	0.0%	36	0	36	1	37
171 303003 7631	1,791.07	0.0%	1,590	0	1,590	57	1,648
176 303004 5418 (CIP)	7,149.20	0.0%	6,348	0	6,348	229	6,577
178 303004 7600	1,627.40	0.0%	1,445	0	1,445	52	1,497
179 303005 1000	112,995.11	1.0%	100,330	0	100,330	3,625	103,956
181 303005 7300	252,857.57	2.0%	224,517	0	224,517	8,113	232,630

City of Long Beach, CA  
Full Cost Allocation Plan

FY 2020-21  
1/26/2023

Council Support Allocations

Dept:16 LEGISLATIVE (10 1000)

Department	Units	Allocation Percent	First Allocation	Direct Billed	Department Allocation	Second Allocation	Total
183 303005 7600	423.80	0.0%	\$376	\$0	\$376	\$14	\$390
184 303006 1000	241,222.09	2.0%	214,185	0	214,185	7,740	221,925
188 303006 6000	2,162.80	0.0%	1,920	0	1,920	69	1,990
190 303006 7600	420.00	0.0%	373	0	373	13	386
191 303006 7631	957.70	0.0%	850	0	850	31	881
201 303007 5020 (CIP)	77,286.69	1.0%	68,624	0	68,624	2,480	71,104
212 303007 5417 (CIP)	89.60	0.0%	80	0	80	3	82
216 303007 6020 (CIP)	3,748.20	0.0%	3,328	0	3,328	120	3,448
225 303007 7620 (CIP)	6,307.75	0.0%	5,601	0	5,601	202	5,803
227 303007 7720 (CIP)	32.00	0.0%	28	0	28	1	29
251 313103 1000	157,265.98	2.0%	139,639	0	139,639	5,046	144,685
253 323201 1000	149,774.64	1.0%	132,988	0	132,988	4,805	137,793
260 323201 2020	10.00	0.0%	9	0	9	0	9
266 323202 1000	40,486.52	0.0%	35,949	0	35,949	1,299	37,248
268 323203 1000	59,991.40	1.0%	53,267	0	53,267	1,925	55,192
271 323203 2020	11,204.15	0.0%	9,948	0	9,948	359	10,308
275 323204 1000	425,532.30	4.0%	377,838	0	377,838	13,653	391,491
280 323205 1000	954,842.34	9.0%	847,822	0	847,822	30,636	878,458
282 323205 1030	329.80	0.0%	293	0	293	11	303
287 323205 7600	6,713.96	0.0%	5,961	0	5,961	215	6,177
289 323206 1000	364,667.97	4.0%	323,795	0	323,795	11,700	335,496
295 323206 7600	63,268.45	1.0%	56,177	0	56,177	2,030	58,207
296 323206 7700	39,144.93	0.0%	34,757	0	34,757	1,256	36,013
300 333302 1000	1,308,000.09	13.0%	1,161,397	0	1,161,397	41,967	1,203,364
307 333302 7600	112,715.21	1.0%	100,082	0	100,082	3,616	103,698
308 333302 7700	30,182.00	0.0%	26,799	0	26,799	968	27,768
309 333303 1000	59,557.95	1.0%	52,883	0	52,883	1,911	54,793
312 333303 2300	10,992.70	0.0%	9,761	0	9,761	353	10,113
313 333303 7600	1,351.30	0.0%	1,200	0	1,200	43	1,243
314 333304 1000	69,268.54	1.0%	61,505	0	61,505	2,222	63,727
315 333304 2030	2,344.10	0.0%	2,081	0	2,081	75	2,157
316 343401 1000	2,629.90	0.0%	2,335	0	2,335	84	2,420
317 343401 7600	1,271.45	0.0%	1,129	0	1,129	41	1,170
318 343401 7700	1,261.75	0.0%	1,120	0	1,120	40	1,161
319 343402 1000	284,231.88	3.0%	252,375	0	252,375	9,119	261,494
320 343402 2015	66,455.83	1.0%	59,007	0	59,007	2,132	61,140
321 343402 2400	1,264.80	0.0%	1,123	0	1,123	41	1,164
323 343402 7600	48,639.69	0.0%	43,188	0	43,188	1,561	44,749
325 343403 1000	79,968.18	1.0%	71,005	0	71,005	2,566	73,571
332 343403 7600	1,493.80	0.0%	1,326	0	1,326	48	1,374
333 343403 7700	1,405.40	0.0%	1,248	0	1,248	45	1,293
336 343404 7600	70,778.86	1.0%	62,846	0	62,846	2,271	65,117

City of Long Beach, CA  
Full Cost Allocation Plan

FY 2020-21  
1/26/2023

Council Support Allocations

Dept:16 LEGISLATIVE (10 1000)

Department	Units	Allocation Percent	First Allocation	Direct Billed	Department Allocation	Second Allocation	Total
340 343404 7700	92,300.67	1.0%	\$81,955	\$0	\$81,955	\$2,961	\$84,917
343 343405 1000	85,270.16	1.0%	75,713	0	75,713	2,736	78,449
345 343405 7600	1,123.06	0.0%	997	0	997	36	1,033
346 343406 1000	27,165.72	0.0%	24,121	0	24,121	872	24,993
350 343406 2400	516.72	0.0%	459	0	459	17	475
356 343406 7600	7,853.24	0.0%	6,973	0	6,973	252	7,225
357 343406 7700	8,283.58	0.0%	7,355	0	7,355	266	7,621
361 353501 2200	4,744.32	0.0%	4,213	0	4,213	152	4,365
362 353501 2210	66.90	0.0%	59	0	59	2	62
364 353502 1000	846.60	0.0%	752	0	752	27	779
365 353502 2200	15,711.93	0.0%	13,951	0	13,951	504	14,455
366 353502 2210	124,072.41	1.0%	110,166	0	110,166	3,981	114,147
376 353505 2200	55,640.26	1.0%	49,404	0	49,404	1,785	51,189
377 353505 2210	44,991.76	0.0%	39,949	0	39,949	1,444	41,393
379 353506 1000	47.20	0.0%	42	0	42	2	43
382 353507 1000	12,664.55	0.0%	11,245	0	11,245	406	11,651
384 353507 2200	6,711.75	0.0%	5,959	0	5,959	215	6,175
385 353507 2210	72,108.85	1.0%	64,027	0	64,027	2,314	66,340
387 353508 1000	1,052.30	0.0%	934	0	934	34	968
389 353508 2200	87,836.59	1.0%	77,992	0	77,992	2,818	80,810
390 353508 2210	13,181.65	0.0%	11,704	0	11,704	423	12,127
391 353508 2300	8,294.19	0.0%	7,365	0	7,365	266	7,631
392 353508 2310	8.00	0.0%	7	0	7	0	7
393 353509 1000	6,904.60	0.0%	6,131	0	6,131	222	6,352
394 353509 2200	54,432.45	1.0%	48,332	0	48,332	1,746	50,078
395 353509 2210	112.20	0.0%	100	0	100	4	103
398 353510 2760	15,785.50	0.0%	14,016	0	14,016	506	14,523
399 353510 2761	56,322.48	1.0%	50,010	0	50,010	1,807	51,817
400 353511 1000	18,604.31	0.0%	16,519	0	16,519	597	17,116
402 353511 2200	43,325.70	0.0%	38,470	0	38,470	1,390	39,860
403 353511 2210	260,074.23	3.0%	230,925	0	230,925	8,344	239,269
407 363601 1000	21,380.25	0.0%	18,984	0	18,984	686	19,670
408 363602 1000	55,437.12	1.0%	49,224	0	49,224	1,779	51,002
409 363602 2040	5,861.40	0.0%	5,204	0	5,204	188	5,393
411 363603 1000	82,341.87	1.0%	73,113	0	73,113	2,642	75,755
412 363603 2040	788.40	0.0%	700	0	700	25	725
415 363604 1000	14,509.90	0.0%	12,884	0	12,884	466	13,349
417 373701 5020 (CIP)	9,182.87	0.0%	8,154	0	8,154	295	8,448
418 373701 7400	112,576.11	1.0%	99,958	0	99,958	3,612	103,570
422 373701 7420 (CIP)	386.10	0.0%	343	0	343	12	355
424 373702 7400	51,038.71	0.0%	45,318	0	45,318	1,638	46,956
430 383801 7000	1,706.80	0.0%	1,515	0	1,515	55	1,570

**City of Long Beach, CA  
Full Cost Allocation Plan**

FY 2020-21  
1/26/2023

**Council Support Allocations**

**Dept:16 LEGISLATIVE (10 1000)**

Department	Units	Allocation Percent	First Allocation	Direct Billed	Department Allocation	Second Allocation	Total
431 383801 7800	1,703.80	0.0%	\$1,513	\$0	\$1,513	\$55	\$1,568
432 383802 7000	71,257.63	1.0%	63,271	0	63,271	2,286	65,557
435 383802 7800	9,801.26	0.0%	8,703	0	8,703	314	9,017
436 383803 7000	102,732.46	1.0%	91,218	0	91,218	3,296	94,514
437 383803 7020 (CIP)	10,173.37	0.0%	9,033	0	9,033	326	9,360
440 383804 7800	22,967.95	0.0%	20,394	0	20,394	737	21,131
441 383805 7350	4,389.95	0.0%	3,898	0	3,898	141	4,039
442 383806 7000	120,399.72	1.0%	106,905	0	106,905	3,863	110,768
443 383806 7020 (CIP)	74,815.64	1.0%	66,430	0	66,430	2,400	68,831
448 505001 7900	82,529.40	1.0%	73,279	0	73,279	2,648	75,927
449 505001 7920	12.00	0.0%	11	0	11	0	11
450 505002 7900	174,384.96	2.0%	154,840	0	154,840	5,595	160,435
452 505002 7920	54.53	0.0%	48	0	48	2	50
453 505003 7900	305,545.13	3.0%	271,299	0	271,299	9,803	281,102
454 505003 7910	9.30	0.0%	8	0	8	0	9
455 505003 7920	76,251.92	1.0%	67,705	0	67,705	2,447	70,152
456 505004 7900	41,766.08	0.0%	37,085	0	37,085	1,340	38,425
457 505004 7910	349.80	0.0%	311	0	311	11	322
458 505004 7920	2,899.76	0.0%	2,575	0	2,575	93	2,668
459 505005 7900	103,638.54	1.0%	92,023	0	92,023	3,325	95,348
462 505005 7920	1,146.83	0.0%	1,018	0	1,018	37	1,055
482 606001 7100	6,255.08	0.0%	5,554	0	5,554	201	5,755
483 606002 7100	140.18	0.0%	124	0	124	4	129
485 606003 7100	33,908.21	0.0%	30,108	0	30,108	1,088	31,196
487 606004 7100	12,892.54	0.0%	11,448	0	11,448	414	11,861
490 606004 7120	2,304.36	0.0%	2,046	0	2,046	74	2,120
495 606005 7100	2,891.40	0.0%	2,567	0	2,567	93	2,660
496 606006 7100	29,483.75	0.0%	26,179	0	26,179	946	27,125
497 606006 7120	12,273.26	0.0%	10,898	0	10,898	394	11,291
499 606006 7200	5,592.41	0.0%	4,966	0	4,966	179	5,145
500 606006 7220	5,408.12	0.0%	4,802	0	4,802	174	4,975
501 606007 7100	72,934.55	1.0%	64,760	0	64,760	2,340	67,100
503 606007 7120	3,337.73	0.0%	2,964	0	2,964	107	3,071
504 606007 7200	19,341.80	0.0%	17,174	0	17,174	621	17,795
505 606007 7220	2.25	0.0%	2	0	2	0	2
506 606008 7100	7,784.74	0.0%	6,912	0	6,912	250	7,162
509 606009 7100	177,546.09	2.0%	157,646	0	157,646	5,697	163,343
510 606009 7120	37,499.12	0.0%	33,296	0	33,296	1,203	34,499
512 606009 7200	42,819.66	0.0%	38,020	0	38,020	1,374	39,394
513 606009 7220	8,592.48	0.0%	7,629	0	7,629	276	7,905
514 All Other	196,501.98	2.0%	174,478	0	174,478	6,305	180,782
515 303011 1000	19,384.08	0.0%	17,211	0	17,211	622	17,833

**City of Long Beach, CA  
Full Cost Allocation Plan**

FY 2020-21  
1/26/2023

**Council Support Allocations**

**Dept:16 LEGISLATIVE (10 1000)**

Department	Units	Allocation Percent	First Allocation	Direct Billed	Department Allocation	Second Allocation	Total
517 303011 6000	980.96	0.0%	\$871	\$0	\$871	\$31	\$902
518 303011 7600	2,033.70	0.0%	1,806	0	1,806	65	1,871
519 303011 7630	805.70	0.0%	715	0	715	26	741
520 303011 7631	1,676.46	0.0%	1,489	0	1,489	54	1,542
527 20 7600	414.88	0.0%	368	0	368	13	382
<b>Subtotal</b>	<b>10,325,478.58</b>	<b>100.0%</b>	<b>9,168,180</b>	<b>0</b>	<b>9,168,180</b>	<b>315,469</b>	<b>9,483,649</b>
Direct Bills					0		0
<b>Total</b>					<b>\$9,168,180</b>		<b>\$9,483,649</b>

Basis Units: Number of Work Hours per Dept / Bureau / Fund (Depts 12, 13, 14, 15, 50, & 60 @ 75%)

Source:

City of Long Beach, CA  
Full Cost Allocation Plan

FY 2020-21  
1/26/2023

Allocation Summary

Dept:16 LEGISLATIVE (10 1000)

Department	Council Support	Total
4 CITY AUDITOR (14 1000)	\$12,333	\$12,333
5 CITY CLERK (11 1000)	22,094	22,094
6 CITY MANAGER (20 1000)	51,792	51,792
7 CIVIL SERVICE (12 1000)	18,567	18,567
8 DISASTER PREPAREDNESS & EMEI	11,806	11,806
9 FIRE ADMIN (333301 1000)	28,552	28,552
10 FM ADMIN (222201 1000)	13,569	13,569
12 FM ACCTNG BUREAU - TIDELANDS	3,317	3,317
13 FM BUDGET MANAGEMENT (222202	15,486	15,486
14 FM PURCHASING (222204 1000)	41,734	41,734
15 FM FLEET SERVICES BUREAU (2222	143,027	143,027
16 LEGISLATIVE (10 1000)	75,531	75,531
17 LAW (13 1000)	23,640	23,640
18 PUBLIC WORKS ADMINISTRATION (	31,388	31,388
19 PW ENGINEERING (303004 & 303005	51,247	51,247
20 TECHNICAL SERVICES (23 6100)	324,061	324,061
24 111104 1000	2,753	2,753
29 12 6400	223	223
30 131302 6400	2,091	2,091
31 131303 6300	28,001	28,001
32 131303 6350	21,924	21,924
33 14 6400	1,649	1,649
34 14 7600	1,854	1,854
35 15 1000	42,227	42,227
36 15 1010	63	63
37 15 1030	51	51
38 15 2010	445	445
39 15 2025	1,107	1,107
42 20 2400	27,748	27,748
47 212101 6300	1,685	1,685
48 212101 6400	3,721	3,721
50 212102 6120 (CIP)	4,103	4,103
52 212102 6400	26,313	26,313
53 212103 6400	8,407	8,407
55 212104 6300	21,865	21,865
56 212104 6350	3,118	3,118
57 212105 1000	232	232
63 222201 6100	659	659
64 222201 6400	826	826
67 222202 6400	5,027	5,027
68 222202 7600	959	959

City of Long Beach, CA  
Full Cost Allocation Plan

FY 2020-21  
1/26/2023

Allocation Summary

Dept:16 LEGISLATIVE (10 1000)

Department	Council Support	Total
69 222203 1000	\$26,845	\$26,845
70 222203 2200	294	294
73 222203 2710	440	440
77 222203 2761	240	240
80 222203 6100	3,272	3,272
81 222203 6300	365	365
82 222203 6400	9,095	9,095
84 222203 7700	449	449
89 222205 1000	11,124	11,124
90 222206 1000	63,321	63,321
100 222208 6230	17,628	17,628
101 222208 7550	48,561	48,561
103 232302 6120 (CIP)	10,555	10,555
106 242401 1000	24,653	24,653
116 242402 1000	1,135	1,135
118 242402 2501	6,568	6,568
119 242402 2550	527	527
121 242402 2711	30,766	30,766
122 242402 2713	3,948	3,948
125 242402 5501 (CIP)	563	563
129 242403 7500	42,115	42,115
133 242404 7500	103,045	103,045
136 242405 1000	47,007	47,007
138 242405 2711	5,039	5,039
139 242405 7500	2,588	2,588
140 252501 1000	8,935	8,935
141 252501 2710	59	59
142 252501 6000	246	246
143 252501 7600	1,500	1,500
145 252502 1000	6,908	6,908
147 252502 2650	574	574
148 252503 1000	6,718	6,718
151 252503 7600	4,335	4,335
153 252503 7700	306	306
156 252504 1000	1,602	1,602
157 252504 2710	71,704	71,704
169 303003 6000	508	508
170 303003 7600	37	37
171 303003 7631	1,648	1,648
176 303004 5418 (CIP)	6,577	6,577
178 303004 7600	1,497	1,497

City of Long Beach, CA  
Full Cost Allocation Plan

FY 2020-21  
1/26/2023

Allocation Summary

Dept:16 LEGISLATIVE (10 1000)

Department	Council Support	Total
179 303005 1000	\$103,956	\$103,956
181 303005 7300	232,630	232,630
183 303005 7600	390	390
184 303006 1000	221,925	221,925
188 303006 6000	1,990	1,990
190 303006 7600	386	386
191 303006 7631	881	881
201 303007 5020 (CIP)	71,104	71,104
212 303007 5417 (CIP)	82	82
216 303007 6020 (CIP)	3,448	3,448
225 303007 7620 (CIP)	5,803	5,803
227 303007 7720 (CIP)	29	29
251 313103 1000	144,685	144,685
253 323201 1000	137,793	137,793
260 323201 2020	9	9
266 323202 1000	37,248	37,248
268 323203 1000	55,192	55,192
271 323203 2020	10,308	10,308
275 323204 1000	391,491	391,491
280 323205 1000	878,458	878,458
282 323205 1030	303	303
287 323205 7600	6,177	6,177
289 323206 1000	335,496	335,496
295 323206 7600	58,207	58,207
296 323206 7700	36,013	36,013
300 333302 1000	1,203,364	1,203,364
307 333302 7600	103,698	103,698
308 333302 7700	27,768	27,768
309 333303 1000	54,793	54,793
312 333303 2300	10,113	10,113
313 333303 7600	1,243	1,243
314 333304 1000	63,727	63,727
315 333304 2030	2,157	2,157
316 343401 1000	2,420	2,420
317 343401 7600	1,170	1,170
318 343401 7700	1,161	1,161
319 343402 1000	261,494	261,494
320 343402 2015	61,140	61,140
321 343402 2400	1,164	1,164
323 343402 7600	44,749	44,749
325 343403 1000	73,571	73,571

City of Long Beach, CA  
Full Cost Allocation Plan

FY 2020-21  
1/26/2023

Allocation Summary

Dept:16 LEGISLATIVE (10 1000)

Department	Council Support	Total
332 343403 7600	\$1,374	\$1,374
333 343403 7700	1,293	1,293
336 343404 7600	65,117	65,117
340 343404 7700	84,917	84,917
343 343405 1000	78,449	78,449
345 343405 7600	1,033	1,033
346 343406 1000	24,993	24,993
350 343406 2400	475	475
356 343406 7600	7,225	7,225
357 343406 7700	7,621	7,621
361 353501 2200	4,365	4,365
362 353501 2210	62	62
364 353502 1000	779	779
365 353502 2200	14,455	14,455
366 353502 2210	114,147	114,147
376 353505 2200	51,189	51,189
377 353505 2210	41,393	41,393
379 353506 1000	43	43
382 353507 1000	11,651	11,651
384 353507 2200	6,175	6,175
385 353507 2210	66,340	66,340
387 353508 1000	968	968
389 353508 2200	80,810	80,810
390 353508 2210	12,127	12,127
391 353508 2300	7,631	7,631
392 353508 2310	7	7
393 353509 1000	6,352	6,352
394 353509 2200	50,078	50,078
395 353509 2210	103	103
398 353510 2760	14,523	14,523
399 353510 2761	51,817	51,817
400 353511 1000	17,116	17,116
402 353511 2200	39,860	39,860
403 353511 2210	239,269	239,269
407 363601 1000	19,670	19,670
408 363602 1000	51,002	51,002
409 363602 2040	5,393	5,393
411 363603 1000	75,755	75,755
412 363603 2040	725	725
415 363604 1000	13,349	13,349
417 373701 5020 (CIP)	8,448	8,448

City of Long Beach, CA  
Full Cost Allocation Plan

FY 2020-21  
1/26/2023

Allocation Summary

Dept:16 LEGISLATIVE (10 1000)

Department	Council Support	Total
418 373701 7400	\$103,570	\$103,570
422 373701 7420 (CIP)	355	355
424 373702 7400	46,956	46,956
430 383801 7000	1,570	1,570
431 383801 7800	1,568	1,568
432 383802 7000	65,557	65,557
435 383802 7800	9,017	9,017
436 383803 7000	94,514	94,514
437 383803 7020 (CIP)	9,360	9,360
440 383804 7800	21,131	21,131
441 383805 7350	4,039	4,039
442 383806 7000	110,768	110,768
443 383806 7020 (CIP)	68,831	68,831
448 505001 7900	75,927	75,927
449 505001 7920	11	11
450 505002 7900	160,435	160,435
452 505002 7920	50	50
453 505003 7900	281,102	281,102
454 505003 7910	9	9
455 505003 7920	70,152	70,152
456 505004 7900	38,425	38,425
457 505004 7910	322	322
458 505004 7920	2,668	2,668
459 505005 7900	95,348	95,348
462 505005 7920	1,055	1,055
482 606001 7100	5,755	5,755
483 606002 7100	129	129
485 606003 7100	31,196	31,196
487 606004 7100	11,861	11,861
490 606004 7120	2,120	2,120
495 606005 7100	2,660	2,660
496 606006 7100	27,125	27,125
497 606006 7120	11,291	11,291
499 606006 7200	5,145	5,145
500 606006 7220	4,975	4,975
501 606007 7100	67,100	67,100
503 606007 7120	3,071	3,071
504 606007 7200	17,795	17,795
505 606007 7220	2	2
506 606008 7100	7,162	7,162
509 606009 7100	163,343	163,343

**City of Long Beach, CA  
Full Cost Allocation Plan**

FY 2020-21  
1/26/2023

**Allocation Summary**

**Dept:16 LEGISLATIVE (10 1000)**

<b>Department</b>	<b>Council Support</b>	<b>Total</b>
510 606009 7120	\$34,499	\$34,499
512 606009 7200	39,394	39,394
513 606009 7220	7,905	7,905
514 All Other	180,782	180,782
515 303011 1000	17,833	17,833
517 303011 6000	902	902
518 303011 7600	1,871	1,871
519 303011 7630	741	741
520 303011 7631	1,542	1,542
527 20 7600	382	382
<b>Total</b>	<b>\$9,483,649</b>	<b>\$9,483,649</b>

## LAW (13 1000) Nature and Extent of Services

The Office of the City Attorney (Law Department) handles all the civil legal affairs of the City of Long Beach. The duties of the City Attorney are set forth in the City's Charter, which provides that the City Attorney shall be the sole and exclusive legal advisor of the City, City Council, and all City commissions, committees, officers and employees. It prepares opinions, ordinances, resolutions, contracts, leases, and other legal documents. It acts as legal counsel to all City departments, the Gas and Water utilities, Airport and Harbor Departments, and all Tidelands Operations. This department is allocated as follows:

**General Admin & Law** - Costs associated with providing legal support services to all City departments and programs have been allocated based on the total personal service costs of the attorneys and staff providing the service per Dept / Bureau / Fund.

The chart on the following page illustrates the functions and measures used to allocate Law costs. The top tier shows the Central Service department, the second tier shows the functions developed, and the third tier shows the measures used to allocate costs citywide:

**Law**

**City Attorney Expense – 13 1000**

**+**

**Inbound Allocated Indirect Cost**

Allocation based on  
Law charges by user  
codes  
Excludes Units 130101,  
130303, 130304

Less Direct Billed

**Depts / Funds**

**City of Long Beach, CA**  
**Full Cost Allocation Plan**

FY 2020-21  
1/26/2023

**A. Department Costs**

Dept:17 LAW (13 1000)

Description		Amount	General Admin	General Admin & Law
<b>Personnel Costs</b>				
Salaries	S1	3,515,443	0	3,515,443
<i>Salary % Split</i>			<i>.00%</i>	<i>100.00%</i>
Benefits	S	0	0	0
Subtotal - Personnel Costs		<u>3,515,443</u>	0	<u>3,515,443</u>
<b>Services &amp; Supplies Cost</b>				
Materials, Services & Supplies	S	99,094	0	99,094
Internal Support	S	0	0	0
Revenues	S	(15,197)	0	(15,197)
Capital	D	0	0	0
Subtotal - Services & Supplies		<u>83,897</u>	0	<u>83,897</u>
<b>Department Cost Total</b>		<b>3,599,340</b>	<b>0</b>	<b>3,599,340</b>
<b>Adjustments to Cost</b>				
Capital	D	0	0	0
Subtotal - Adjustments		<u>0</u>	0	<u>0</u>
<b>Total Costs After Adjustments</b>		<b>3,599,340</b>	<b>0</b>	<b>3,599,340</b>
General Admin Distribution			0	0
<b>Grand Total</b>		<u><u>\$3,599,340</u></u>		<u><u>\$3,599,340</u></u>

**City of Long Beach, CA  
Full Cost Allocation Plan**

FY 2020-21  
1/26/2023

**B. Incoming Costs - (Default Spread Salary%)**

**Dept:17 LAW (13 1000)**

<b>Department</b>	<b>First Incoming</b>	<b>Second Incoming</b>	<b>General Admin &amp; Law</b>
3 Civic Center	\$379,856	\$0	\$379,856
Subtotal - CIVIC CENTER AND ECOC	379,856	0	379,856
4 Audit Services	5,236	79	5,315
Subtotal - CITY AUDITOR (14 1000)	5,236	79	5,315
5 Records Management	18,149	1,096	19,245
Subtotal - CITY CLERK (11 1000)	18,149	1,096	19,245
6 Council / Dept Support	7,050	497	7,548
Subtotal - CITY MANAGER (20 1000)	7,050	497	7,548
8 Citywide Support	11,182	160	11,341
Subtotal - DISASTER PREPAREDNESS	11,182	160	11,341
11 General Accounting Citywide	12,511	0	12,511
11 Accounts Payable Citywide	373	0	373
Subtotal - FM ACCOUNTING BUREAU	12,885	0	12,885
13 Budget Admin	7,094	126	7,220
Subtotal - FM BUDGET MANAGEMENT	7,094	126	7,220
14 FM Purchasing	4,829	206	5,035
Subtotal - FM PURCHASING (222204)	4,829	206	5,035
16 Council Support	22,816	824	23,640
Subtotal - LEGISLATIVE (10 1000)	22,816	824	23,640
20 Technical Services	0	6,716	6,716
Subtotal - TECHNICAL SERVICES (23	0	6,716	6,716
<b>Total Incoming</b>	<b>469,095</b>	<b>9,705</b>	<b>478,800</b>
<b>C. Total Allocated</b>		<b>\$4,078,140</b>	<b>\$4,078,140</b>
		100.00%	

**City of Long Beach, CA  
Full Cost Allocation Plan**

FY 2020-21  
1/26/2023

**General Admin & Law Allocations**

Dept:17 LAW (13 1000)

Department	Units	Allocation Percent	First Allocation	Direct Billed	Department Allocation	Second Allocation	Total
4 CITY AUDITOR (14 1000)	2,451.12	0.0%	\$2,456	\$0	\$2,456	\$0	\$2,456
5 CITY CLERK (11 1000)	102,648.91	3.0%	102,844	0	102,844	0	102,844
6 CITY MANAGER (20 1000)	208,000.01	5.0%	208,395	0	208,395	0	208,395
7 CIVIL SERVICE (12 1000)	13,932.23	0.0%	13,959	0	13,959	0	13,959
9 FIRE ADMIN (333301 1000)	40,111.16	1.0%	40,187	0	40,187	0	40,187
10 FM ADMIN (222201 1000)	170,116.70	4.0%	170,440	0	170,440	0	170,440
16 LEGISLATIVE (10 1000)	53,975.20	1.0%	54,078	0	54,078	0	54,078
18 PUBLIC WORKS ADMINISTRATION (	230,426.50	6.0%	230,865	0	230,865	645	231,509
20 TECHNICAL SERVICES (23 6100)	61,308.69	2.0%	61,425	0	61,425	172	61,597
52 212102 6400	576,264.57	14.0%	577,360	0	577,360	1,612	578,972
90 222206 1000	41,546.95	1.0%	41,626	0	41,626	116	41,742
106 242401 1000	367,937.14	9.0%	368,637	(95,063)	273,574	1,029	274,603
141 252501 2710	72,767.03	2.0%	72,905	0	72,905	204	73,109
252 32 1000	160,675.82	4.0%	160,981	0	160,981	449	161,431
346 343406 1000	115,380.17	3.0%	115,600	0	115,600	323	115,922
386 353507 2760	195,916.15	5.0%	196,289	0	196,289	548	196,837
404 36 1000	5,455.94	0.0%	5,466	0	5,466	15	5,482
418 373701 7400	26,362.35	1.0%	26,412	0	26,412	74	26,486
440 383804 7800	47,204.40	1.0%	47,294	0	47,294	132	47,426
448 505001 7900	1,528,198.16	38.0%	1,531,104	(1,722,921)	(191,818)	4,275	(187,543)
480 60 7100	38,172.50	1.0%	38,245	(38,173)	73	107	179
514 All Other	1,862.42	0.0%	1,866	0	1,866	5	1,871
<b>Subtotal</b>	<b>4,060,714.12</b>	<b>100.0%</b>	<b>4,068,434</b>	<b>(1,856,156)</b>	<b>2,212,278</b>	<b>9,705</b>	<b>2,221,983</b>
Direct Bills					1,856,156		1,856,156
<b>Total</b>					<b>\$4,068,434</b>		<b>\$4,078,140</b>

Basis Units: Amount of Personal Service Charges per Dept / Bureau / Fund  
Source:

City of Long Beach, CA  
Full Cost Allocation Plan

FY 2020-21  
1/26/2023

Allocation Summary

Dept:17 LAW (13 1000)

Department	General Admin & Law	Total
0 Direct Billed	\$1,856,156	\$1,856,156
4 CITY AUDITOR (14 1000)	2,456	2,456
5 CITY CLERK (11 1000)	102,844	102,844
6 CITY MANAGER (20 1000)	208,395	208,395
7 CIVIL SERVICE (12 1000)	13,959	13,959
9 FIRE ADMIN (333301 1000)	40,187	40,187
10 FM ADMIN (222201 1000)	170,440	170,440
16 LEGISLATIVE (10 1000)	54,078	54,078
18 PUBLIC WORKS ADMINISTRATION (	231,509	231,509
20 TECHNICAL SERVICES (23 6100)	61,597	61,597
52 212102 6400	578,972	578,972
90 222206 1000	41,742	41,742
106 242401 1000	274,603	274,603
141 252501 2710	73,109	73,109
252 32 1000	161,431	161,431
346 343406 1000	115,922	115,922
386 353507 2760	196,837	196,837
404 36 1000	5,482	5,482
418 373701 7400	26,486	26,486
440 383804 7800	47,426	47,426
448 505001 7900	(187,543)	(187,543)
480 60 7100	179	179
514 All Other	1,871	1,871
<b>Total</b>	<b>\$4,078,140</b>	<b>\$4,078,140</b>

**PUBLIC WORKS ADMINISTRATION (303003 & 303001 1000)**  
**Nature and Extent of Services**

Public Works Administration includes the office of the director and business operations of the department of Public Works. These costs are allocated to Receiving Departments, as follows:

**PW Admin** - Costs associated with the management and oversight of Public Works bureaus have been allocated based on the number of full time employees per Public Works bureau.

The chart on the following page illustrates the functions and measures used to allocate Public Works Administration costs. The top tier shows the Central Service department, the second tier shows the functions developed, and the third tier shows the measures used to allocate costs citywide:

**Public Works Administration**

**Business Operations & Directors Office – 303003 + 303001 1000**

**+**

**Inbound Allocated Indirect Cost**

Allocation based  
on Budgeted FTE

Public Works Program

Not further allocated to other departments

**City of Long Beach, CA**  
**Full Cost Allocation Plan**

FY 2020-21  
1/26/2023

**A. Department Costs**

Dept:18 PUBLIC WORKS ADMINISTRATION (303003 & 303001 1000)

Description		Amount	General Admin	PW Admin
<b>Personnel Costs</b>				
Salaries	S1	6,467,157	0	6,467,157
<i>Salary % Split</i>			<i>.00%</i>	<i>100.00%</i>
Benefits	S	0	0	0
<b>Subtotal - Personnel Costs</b>		<b>6,467,157</b>	<b>0</b>	<b>6,467,157</b>
<b>Services &amp; Supplies Cost</b>				
Materials, Services & Supplies	S	59,817	0	59,817
Internal Support	S	237,916	0	237,916
Revenues	S	(63)	0	(63)
<b>Subtotal - Services &amp; Supplies</b>		<b>297,670</b>	<b>0</b>	<b>297,670</b>
<b>Department Cost Total</b>		<b>6,764,827</b>	<b>0</b>	<b>6,764,827</b>
<b>Adjustments to Cost</b>				
<b>Subtotal - Adjustments</b>		<b>0</b>	<b>0</b>	<b>0</b>
<b>Total Costs After Adjustments</b>		<b>6,764,827</b>	<b>0</b>	<b>6,764,827</b>
General Admin Distribution			0	0
<b>Grand Total</b>		<b>\$6,764,827</b>		<b>\$6,764,827</b>

**City of Long Beach, CA  
Full Cost Allocation Plan**

FY 2020-21  
1/26/2023

**B. Incoming Costs - (Default Spread Salary%)**

Dept:18 PUBLIC WORKS ADMINISTRATION (303003 & 303001 1000)

Department	First Incoming	Second Incoming	PW Admin
3 Civic Center	\$537,233	\$0	\$537,233
Subtotal - CIVIC CENTER AND ECOC	537,233	0	537,233
4 Audit Services	6,648	101	6,748
Subtotal - CITY AUDITOR (14 1000)	6,648	101	6,748
5 Records Management	12,294	742	13,037
Subtotal - CITY CLERK (11 1000)	12,294	742	13,037
6 Council / Dept Support	14,042	991	15,032
Subtotal - CITY MANAGER (20 1000)	14,042	991	15,032
7 Admin & Support Services	11,566	262	11,828
Subtotal - CIVIL SERVICE (12 1000)	11,566	262	11,828
8 Citywide Support	10,669	152	10,822
Subtotal - DISASTER PREPAREDNESS	10,669	152	10,822
11 General Accounting Citywide	5,360	0	5,360
11 Accounts Payable Citywide	539	0	539
Subtotal - FM ACCOUNTING BUREAU	5,899	0	5,899
13 Budget Admin	7,064	126	7,190
Subtotal - FM BUDGET MANAGEMENT	7,064	126	7,190
14 FM Purchasing	9,072	387	9,459
Subtotal - FM PURCHASING (222204)	9,072	387	9,459
16 Council Support	30,293	1,095	31,388
Subtotal - LEGISLATIVE (10 1000)	30,293	1,095	31,388
17 General Admin & Law	230,865	645	231,509
Subtotal - LAW (13 1000)	230,865	645	231,509
18 PW Admin	0	297,261	297,261

**City of Long Beach, CA  
Full Cost Allocation Plan**

FY 2020-21  
1/26/2023

**B. Incoming Costs - (Default Spread Salary%)**

**Dept:18 PUBLIC WORKS ADMINISTRATION (303003 & 303001 1000)**

<b>Department</b>	<b>First Incoming</b>	<b>Second Incoming</b>	<b>PW Admin</b>
Subtotal - PUBLIC WORKS ADMINIST	\$0	\$297,261	\$297,261
19 CIP Admin	0	1,005	1,005
Subtotal - PW ENGINEERING (303004	0	1,005	1,005
20 Technical Services	0	7,653	7,653
Subtotal - TECHNICAL SERVICES (23	0	7,653	7,653
<b>Total Incoming</b>	<b>875,644</b>	<b>310,420</b>	<b>1,186,063</b>
<b>C. Total Allocated</b>		<b>\$7,950,890</b>	<b>\$7,950,890</b>
			100.00%

**City of Long Beach, CA  
Full Cost Allocation Plan**

FY 2020-21  
1/26/2023

**PW Admin Allocations**

**Dept:18 PUBLIC WORKS ADMINISTRATION (303003 & 303001 1000)**

Department	Units	Allocation Percent	First Allocation	Direct Billed	Department Allocation	Second Allocation	Total
18 PUBLIC WORKS ADMINISTRATION (	21.24	4.%	\$297,261	\$0	\$297,261	\$0	\$297,261
19 PW ENGINEERING (303004 & 303008	63.35	12.%	886,604	0	886,604	37,479	924,084
161 303003 1000	1.60	0.0%	22,393	0	22,393	947	23,339
169 303003 6000	0.84	0.0%	11,756	0	11,756	497	12,253
170 303003 7600	1.75	0.0%	24,492	0	24,492	1,035	25,527
171 303003 7631	0.61	0.0%	8,537	0	8,537	361	8,898
176 303004 5418 (CIP)	7.00	1.0%	97,967	0	97,967	4,141	102,109
178 303004 7600	1.52	0.0%	21,273	0	21,273	899	22,172
179 303005 1000	73.73	14.0%	1,031,876	0	1,031,876	43,621	1,075,496
181 303005 7300	159.41	29.0%	2,230,995	0	2,230,995	94,311	2,325,306
183 303005 7600	3.00	1.0%	41,986	0	41,986	1,775	43,761
184 303006 1000	119.54	22.0%	1,673,002	0	1,673,002	70,723	1,743,725
188 303006 6000	2.00	0.0%	27,991	0	27,991	1,183	29,174
190 303006 7600	1.82	0.0%	25,471	0	25,471	1,077	26,548
201 303007 5020 (CIP)	88.52	16.0%	1,238,867	0	1,238,867	52,371	1,291,237
<b>Subtotal</b>	<b>545.93</b>	<b>100.0%</b>	<b>7,640,470</b>	<b>0</b>	<b>7,640,470</b>	<b>310,420</b>	<b>7,950,890</b>
Direct Bills					0		0
<b>Total</b>					<b>\$7,640,470</b>		<b>\$7,950,890</b>

Basis Units: Number of Full Time Employees per Public Works Bureau

Source:

City of Long Beach, CA  
Full Cost Allocation Plan

FY 2020-21  
1/26/2023

Allocation Summary

Dept:18 PUBLIC WORKS ADMINISTRATION (303003 & 303001 1000)

Department	PW Admin	Total
18 PUBLIC WORKS ADMINISTRATION (	\$297,261	\$297,261
19 PW ENGINEERING (303004 & 303008	924,084	924,084
161 303003 1000	23,339	23,339
169 303003 6000	12,253	12,253
170 303003 7600	25,527	25,527
171 303003 7631	8,898	8,898
176 303004 5418 (CIP)	102,109	102,109
178 303004 7600	22,172	22,172
179 303005 1000	1,075,496	1,075,496
181 303005 7300	2,325,306	2,325,306
183 303005 7600	43,761	43,761
184 303006 1000	1,743,725	1,743,725
188 303006 6000	29,174	29,174
190 303006 7600	26,548	26,548
201 303007 5020 (CIP)	1,291,237	1,291,237
<b>Total</b>	<b>\$7,950,890</b>	<b>\$7,950,890</b>

## PUBLIC WORKS ENGINEERING (303004 & 303008 1000) Nature and Extent of Services

Public Works Engineering Administration and Transportation Mobility includes all the administrative costs associated with the Engineering and Transportation Mobility bureaus of the Public Works department. These costs are allocated to Receiving Departments, as follows:

**General Engineering** - All administrative costs that are not associated with CIP. These costs have been allocated directly to the Public Works Engineering and Traffic Engineering Bureaus.

**CIP Admin** - Administrative CIP costs have been allocated based on CIP Project Costs.

The chart on the following page illustrates the functions and measures used to allocate Public Works Engineering and Transportation Mobility Administration costs. The top tier shows the Central Service department, the second tier shows the functions developed, and the third tier shows the measures used to allocate costs citywide:

**Public Works Engineering Administration and Transportation Mobility**

**Inbound Allocated Indirect Cost**

General Engineering 100%  
of all Administrative Costs  
not Associated with CIPs

Not further allocated to other departments

CIP Administration 100%  
of All Administrative Costs  
Attributable to CIPs

CIP Depts, Capital  
Improvement Projects  
Amount Offset by  
Previously applied charges

**City of Long Beach, CA  
Full Cost Allocation Plan**

FY 2020-21  
1/26/2023

**A. Department Costs**

Dept:19 PW ENGINEERING (303004 & 303008 1000)

Description		Amount	General Admin	General Engineering	CIP Admin
<hr/>					
Personnel Costs					
Salaries	S	0	0	0	0
<i>Salary % Split</i>			<i>.00%</i>	<i>.00%</i>	<i>.00%</i>
Benefits	S	0	0	0	0
Subtotal - Services & Supplies		<hr/> 0	<hr/> 0	<hr/> 0	<hr/> 0
<b>Department Cost Total</b>		0	0	0	0
<hr/>					
Adjustments to Cost					
Subtotal - Adjustments		<hr/> 0	<hr/> 0	<hr/> 0	<hr/> 0
<b>Total Costs After Adjustments</b>		0	0	0	0
<hr/>					
General Admin Distribution			0	0	0
<b>Grand Total</b>		<hr/> <hr/> \$0	<hr/> <hr/> \$0	<hr/> <hr/> \$0	<hr/> <hr/> \$0

**City of Long Beach, CA  
Full Cost Allocation Plan**

FY 2020-21  
1/26/2023

**B. Incoming Costs - (Default Spread Custom%)**

Dept:19 PW ENGINEERING (303004 & 303008 1000)

Department	First Incoming	Second Incoming	General Engineering	CIP Admin
1 Other Buildings	\$958,888	\$0	\$318,063	\$640,825
Subtotal - BUILDING DEPRECIATION	958,888	0	318,063	640,825
2 Equipment Depreciation	11,143	0	3,696	7,447
Subtotal - EQUIPMENT DEPRECIATION	11,143	0	3,696	7,447
3 Civic Center	166,581	0	55,255	111,326
Subtotal - CIVIC CENTER AND ECOC	166,581	0	55,255	111,326
4 Audit Services	9,308	141	3,134	6,315
Subtotal - CITY AUDITOR (14 1000)	9,308	141	3,134	6,315
5 Records Management	14,577	880	5,127	10,330
Subtotal - CITY CLERK (11 1000)	14,577	880	5,127	10,330
6 Council / Dept Support	22,926	1,618	8,141	16,403
Subtotal - CITY MANAGER (20 1000)	22,926	1,618	8,141	16,403
7 Admin & Support Services	47,856	1,085	16,234	32,707
Subtotal - CIVIL SERVICE (12 1000)	47,856	1,085	16,234	32,707
8 Citywide Support	31,822	454	10,706	21,570
Subtotal - DISASTER PREPAREDNESS	31,822	454	10,706	21,570
11 General Accounting Citywide	8,432	0	2,797	5,635
11 Accounts Payable Citywide	1,078	0	358	721
11 CIP Accounting *	626,606	0	0	626,606
Subtotal - FM ACCOUNTING BUREAU	636,117	0	3,155	632,962
13 Budget Admin	11,533	206	3,894	7,845
Subtotal - FM BUDGET MANAGEMENT	11,533	206	3,894	7,845
14 FM Purchasing	26,264	1,121	9,084	18,301
Subtotal - FM PURCHASING (222204)	26,264	1,121	9,084	18,301
15 Fleet Services	9,301	1,362	3,537	7,126

**City of Long Beach, CA  
Full Cost Allocation Plan**

FY 2020-21  
1/26/2023

**B. Incoming Costs - (Default Spread Custom%)**

Dept:19 PW ENGINEERING (303004 & 303008 1000)

Department	First Incoming	Second Incoming	General Engineering	CIP Admin
Subtotal - FM FLEET SERVICES BUR	\$9,301	\$1,362	\$3,537	\$7,126
16 Council Support	49,460	1,787	16,999	34,249
Subtotal - LEGISLATIVE (10 1000)	49,460	1,787	16,999	34,249
18 PW Admin	886,604	37,479	306,519	617,565
Subtotal - PUBLIC WORKS ADMINIST	886,604	37,479	306,519	617,565
19 CIP Admin	0	20,320	6,740	13,580
Subtotal - PW ENGINEERING (303004	0	20,320	6,740	13,580
20 Technical Services	0	32,797	10,879	21,918
Subtotal - TECHNICAL SERVICES (23	0	32,797	10,879	21,918
<b>Total Incoming</b>	<b>2,882,380</b>	<b>99,250</b>	<b>781,162</b>	<b>2,200,469</b>
<b>C. Total Allocated</b>		<b>\$2,981,630</b>	<b>\$781,162</b>	<b>\$2,200,469</b>
			26.20%	73.80%

**City of Long Beach, CA  
Full Cost Allocation Plan**

FY 2020-21  
1/26/2023

**General Engineering Allocations**

**Dept:19 PW ENGINEERING (303004 & 303008 1000)**

Department	Units	Allocation Percent	First Allocation	Direct Billed	Department Allocation	Second Allocation	Total
161 303003 1000	100	100.0%	\$748,240	\$0	\$748,240	\$32,921	\$781,162
<b>Subtotal</b>	100	100.0%	748,240	0	748,240	32,921	781,162
Direct Bills					0		0
<b>Total</b>					<b>\$748,240</b>		<b>\$781,162</b>

Basis Units: Direct allocation to the PW Engineering and Traffic Engineering Bureaus (Administrative Costs that are not CIP related)

Source:

City of Long Beach, CA  
Full Cost Allocation Plan

FY 2020-21  
1/26/2023

CIP Admin Allocations

Dept:19 PW ENGINEERING (303004 & 303008 1000)

Department	Units	Allocation Percent	First Allocation	Direct Billed	Department Allocation	Second Allocation	Total
18 PUBLIC WORKS ADMINISTRATION (	69,783.67	0.0%	\$1,005	\$0	\$1,005	\$0	\$1,005
19 PW ENGINEERING (303004 & 303008	1,410,387.27	1.0%	20,320	0	20,320	0	20,320
163 303003 2600	45,096.00	0.0%	650	0	650	20	670
169 303003 6000	5,854.08	0.0%	84	0	84	3	87
171 303003 7631	37,052.87	0.0%	534	0	534	17	551
176 303004 5418 (CIP)	17,873.69	0.0%	258	0	258	8	266
179 303005 1000	3,931.04	0.0%	57	0	57	2	58
181 303005 7300	404,148.74	0.0%	5,823	0	5,823	183	6,006
182 303005 7310 (CIP)	106,418.66	0.0%	1,533	0	1,533	48	1,581
184 303006 1000	137,512.87	0.0%	1,981	0	1,981	62	2,043
187 303006 2000	7,978.00	0.0%	115	0	115	4	119
201 303007 5020 (CIP)	75,314,044.79	51.0%	1,085,080	0	1,085,080	34,064	1,119,144
205 303007 5320 (CIP)	13,724.50	0.0%	198	0	198	6	204
207 303007 5411 (CIP)	33.50	0.0%	0	0	0	0	0
212 303007 5417 (CIP)	8,894.48	0.0%	128	0	128	4	132
216 303007 6020 (CIP)	7,724,240.64	5.0%	111,286	0	111,286	3,494	114,780
225 303007 7620 (CIP)	11,041,040.76	7.0%	159,073	0	159,073	4,994	164,067
227 303007 7720 (CIP)	2,350.38	0.0%	34	0	34	1	35
228 303007 7770 (CIP)	314,296.79	0.0%	4,528	0	4,528	142	4,670
316 343401 1000	16,393.02	0.0%	236	0	236	7	244
319 343402 1000	1,002,237.33	1.0%	14,440	0	14,440	453	14,893
320 343402 2015	1,325,287.06	1.0%	19,094	0	19,094	599	19,693
323 343402 7600	12,702.18	0.0%	183	0	183	6	189
325 343403 1000	32,566.00	0.0%	469	0	469	15	484
340 343404 7700	125,849.56	0.0%	1,813	0	1,813	57	1,870
343 343405 1000	307,850.83	0.0%	4,435	0	4,435	139	4,575
346 343406 1000	35,835.52	0.0%	516	0	516	16	533
349 343406 2015	11,816.72	0.0%	170	0	170	5	176
353 343406 5020 (CIP)	755,320.73	1.0%	10,882	0	10,882	342	11,224
357 343406 7700	131.58	0.0%	2	0	2	0	2
418 373701 7400	42,324.82	0.0%	610	0	610	19	629
419 373701 7410 (CIP)	19,240,937.90	13.0%	277,212	0	277,212	8,703	285,915
420 373701 7411 (CIP)	22,731,928.03	15.0%	327,508	0	327,508	10,282	337,790
421 373701 7412 (CIP)	274,709.74	0.0%	3,958	0	3,958	124	4,082
422 373701 7420 (CIP)	(2,801,761.59)	-2.0%	(40,366)	0	(40,366)	(1,267)	(41,633)
424 373702 7400	268,390.33	0.0%	3,867	0	3,867	121	3,988
425 373702 7410 (CIP)	8,030,320.00	5.0%	115,696	0	115,696	3,632	119,328
514 All Other	50,531.27	0.0%	728	0	728	23	751

**City of Long Beach, CA  
Full Cost Allocation Plan**

FY 2020-21  
1/26/2023

CIP Admin Allocations

Dept:19 PW ENGINEERING (303004 & 303008 1000)

Department	Units	Allocation Percent	First Allocation	Direct Billed	Department Allocation	Second Allocation	Total
<b>Subtotal</b>	148,128,033.76	100.0%	2,134,140	0	2,134,140	66,329	2,200,469
Direct Bills					0		0
<b>Total</b>					<b>\$2,134,140</b>		<b>\$2,200,469</b>

Basis Units: Amount of CIP Project Costs  
Source:

City of Long Beach, CA  
Full Cost Allocation Plan

FY 2020-21  
1/26/2023

Allocation Summary

Dept:19 PW ENGINEERING (303004 & 303008 1000)

Department	General Engineering	CIP Admin	Total
18 PUBLIC WORKS ADMINISTRATION (	\$0	\$1,005	\$1,005
19 PW ENGINEERING (303004 & 303008	0	20,320	20,320
161 303003 1000	781,162	0	781,162
163 303003 2600	0	670	670
169 303003 6000	0	87	87
171 303003 7631	0	551	551
176 303004 5418 (CIP)	0	266	266
179 303005 1000	0	58	58
181 303005 7300	0	6,006	6,006
182 303005 7310 (CIP)	0	1,581	1,581
184 303006 1000	0	2,043	2,043
187 303006 2000	0	119	119
201 303007 5020 (CIP)	0	1,119,144	1,119,144
205 303007 5320 (CIP)	0	204	204
207 303007 5411 (CIP)	0	0	0
212 303007 5417 (CIP)	0	132	132
216 303007 6020 (CIP)	0	114,780	114,780
225 303007 7620 (CIP)	0	164,067	164,067
227 303007 7720 (CIP)	0	35	35
228 303007 7770 (CIP)	0	4,670	4,670
316 343401 1000	0	244	244
319 343402 1000	0	14,893	14,893
320 343402 2015	0	19,693	19,693
323 343402 7600	0	189	189
325 343403 1000	0	484	484
340 343404 7700	0	1,870	1,870
343 343405 1000	0	4,575	4,575
346 343406 1000	0	533	533
349 343406 2015	0	176	176
353 343406 5020 (CIP)	0	11,224	11,224
357 343406 7700	0	2	2
418 373701 7400	0	629	629
419 373701 7410 (CIP)	0	285,915	285,915
420 373701 7411 (CIP)	0	337,790	337,790
421 373701 7412 (CIP)	0	4,082	4,082
422 373701 7420 (CIP)	0	(41,633)	(41,633)
424 373702 7400	0	3,988	3,988
425 373702 7410 (CIP)	0	119,328	119,328
514 All Other	0	751	751

City of Long Beach, CA  
Full Cost Allocation Plan

FY 2020-21  
1/26/2023

Dept:19 PW ENGINEERING (303004 & 303008 1000)

Allocation Summary

Department	General Engineering	CIP Admin	Total
Total	\$781,162	\$2,200,469	\$2,981,630

## TECHNICAL SERVICES (23 6100) Nature and Extent of Services

The Technology and Innovation Department (TID) is mainly accounted for in the general services internal service fund. TID's core services include the following:

- Provide the City Workforce with a fast and reliable communications infrastructure.
- Enhance workforce productivity by delivering cost effective technology products and support services.
- Ensure the confidentiality, integrity and availability of the City's information and the security of the City's network.
- Provide innovative solutions to enable open and transparent government in partnership with the City departments.
- Manage Long Beach's government access television channel (LBTv), mail and messenger services, central printing and reprographics.

Direct costs have already been billed to departments through TID's 12 MOUs. Indirect costs are allocated to Receiving Departments, as follows:

**Technical Services** - Indirect costs associated with Technology Services, have been allocated Citywide based on current Technology MOU object Services Charges per Dept / Bureau / Fund.

The chart on the following page illustrates the functions and measures used to allocate Technical Services costs. The top tier shows the Central Service department, the second tier shows the functions developed, and the third tier shows the measures used to allocate costs citywide:

**Technology Services**

**Inbound Allocated Indirect Cost**



Allocation based on Objects 900020,  
900100, 900200, 900300, 900400  
Excludes Citywide Activities (Dept 70)



Depts / Funds

**City of Long Beach, CA  
Full Cost Allocation Plan**

FY 2020-21  
1/26/2023

**A. Department Costs**

**Dept:20 TECHNICAL SERVICES (23 6100)**

Description		Amount	General Admin	Technical Services
<hr/>				
Personnel Costs				
Salaries	S	0	0	0
<i>Salary % Split</i>			<i>.00%</i>	<i>.00%</i>
Benefits	S	0	0	0
Subtotal - Services & Supplies		<hr/>	<hr/>	<hr/>
		0	0	0
<b>Department Cost Total</b>		0	0	0
Adjustments to Cost				
Subtotal - Adjustments		<hr/>	<hr/>	<hr/>
		0	0	0
<b>Total Costs After Adjustments</b>		0	0	0
General Admin Distribution			0	0
<b>Grand Total</b>		<hr/> <hr/>	<hr/> <hr/>	<hr/> <hr/>
		\$0		\$0

**City of Long Beach, CA  
Full Cost Allocation Plan**

FY 2020-21  
1/26/2023

**B. Incoming Costs - (Default Spread Custom%)**

Dept:20 TECHNICAL SERVICES (23 6100)

<b>Department</b>	<b>First Incoming</b>	<b>Second Incoming</b>	<b>Technical Services</b>
3 Civic Center	\$1,098,355	\$0	\$1,098,355
Subtotal - CIVIC CENTER AND ECOC	1,098,355	0	1,098,355
4 Audit Services	43,219	656	43,874
Subtotal - CITY AUDITOR (14 1000)	43,219	656	43,874
5 Records Management	585	35	621
Subtotal - CITY CLERK (11 1000)	585	35	621
6 Council / Dept Support	144,972	10,228	155,201
Subtotal - CITY MANAGER (20 1000)	144,972	10,228	155,201
7 Admin & Support Services	126,706	2,873	129,579
Subtotal - CIVIL SERVICE (12 1000)	126,706	2,873	129,579
8 Citywide Support	89,605	1,279	90,884
Subtotal - DISASTER PREPAREDNESS	89,605	1,279	90,884
11 General Accounting Citywide	32,947	0	32,947
11 Accounts Payable Citywide	9,030	0	9,030
Subtotal - FM ACCOUNTING BUREAU	41,976	0	41,976
13 Budget Admin	72,929	1,299	74,229
Subtotal - FM BUDGET MANAGEMENT	72,929	1,299	74,229
14 FM Purchasing	189,987	8,106	198,092
Subtotal - FM PURCHASING (222204)	189,987	8,106	198,092
15 Fleet Services	11,687	1,711	13,398
Subtotal - FM FLEET SERVICES BUREAU	11,687	1,711	13,398
16 Council Support	312,760	11,301	324,061
Subtotal - LEGISLATIVE (10 1000)	312,760	11,301	324,061
17 General Admin & Law	61,425	172	61,597

**City of Long Beach, CA  
Full Cost Allocation Plan**

FY 2020-21  
1/26/2023

**B. Incoming Costs - (Default Spread Custom%)**

**Dept:20 TECHNICAL SERVICES (23 6100)**

<b>Department</b>	<b>First Incoming</b>	<b>Second Incoming</b>	<b>Technical Services</b>
Subtotal - LAW (13 1000)	\$61,425	\$172	\$61,597
20 Technical Services	0	412	412
Subtotal - TECHNICAL SERVICES (23	0	412	412
<b>Total Incoming</b>	<b>2,194,206</b>	<b>38,073</b>	<b>2,232,278</b>
<b>C. Total Allocated</b>		<b>\$2,232,278</b>	<b>\$2,232,278</b>
		100.00%	

**City of Long Beach, CA  
Full Cost Allocation Plan**

FY 2020-21  
1/26/2023

Technical Services Allocations

Dept:20 TECHNICAL SERVICES (23 6100)

Department	Units	Allocation Percent	First Allocation	Direct Billed	Department Allocation	Second Allocation	Total
4 CITY AUDITOR (14 1000)	116,720.38	0.0%	\$4,989	\$0	\$4,989	\$0	\$4,989
5 CITY CLERK (11 1000)	102,175.65	0.0%	4,367	0	4,367	0	4,367
6 CITY MANAGER (20 1000)	368,588.60	1.0%	15,755	0	15,755	0	15,755
7 CIVIL SERVICE (12 1000)	156,195.63	0.0%	6,677	0	6,677	0	6,677
8 DISASTER PREPAREDNESS & EMEI	661,039.54	1.0%	28,256	0	28,256	0	28,256
9 FIRE ADMIN (333301 1000)	4,914,591.37	10.0%	210,073	0	210,073	0	210,073
10 FM ADMIN (222201 1000)	1,195,027.55	2.0%	51,081	0	51,081	0	51,081
12 FM ACCTNG BUREAU - TIDELANDS	32,671.37	0.0%	1,397	0	1,397	0	1,397
13 FM BUDGET MANAGEMENT (222202	10,233.61	0.0%	437	0	437	0	437
14 FM PURCHASING (222204 1000)	277,326.63	1.0%	11,854	0	11,854	0	11,854
15 FM FLEET SERVICES BUREAU (2222	757,676.64	1.0%	32,387	0	32,387	0	32,387
16 LEGISLATIVE (10 1000)	324,538.20	1.0%	13,872	0	13,872	0	13,872
17 LAW (13 1000)	157,123.88	0.0%	6,716	0	6,716	0	6,716
18 PUBLIC WORKS ADMINISTRATION (	179,039.83	0.0%	7,653	0	7,653	0	7,653
19 PW ENGINEERING (303004 & 30300	767,276.86	1.0%	32,797	0	32,797	0	32,797
20 TECHNICAL SERVICES (23 6100)	9,639.96	0.0%	412	0	412	0	412
24 111104 1000	35,799.36	0.0%	1,530	0	1,530	33	1,563
29 12 6400	2,697.16	0.0%	115	0	115	2	118
30 131302 6400	12,969.69	0.0%	554	0	554	12	566
31 131303 6300	21,365.28	0.0%	913	0	913	20	933
32 131303 6350	323,383.33	1.0%	13,823	0	13,823	298	14,121
33 14 6400	9,782.02	0.0%	418	0	418	9	427
34 14 7600	27,547.92	0.0%	1,178	0	1,178	25	1,203
35 15 1000	212,235.72	0.0%	9,072	0	9,072	196	9,268
42 20 2400	146,291.46	0.0%	6,253	0	6,253	135	6,388
47 212101 6300	203,720.87	0.0%	8,708	0	8,708	188	8,896
48 212101 6400	361,349.56	1.0%	15,446	0	15,446	333	15,779
52 212102 6400	24,558.96	0.0%	1,050	0	1,050	23	1,072
53 212103 6400	4,060.51	0.0%	174	0	174	4	177
55 212104 6300	3,049.65	0.0%	130	0	130	3	133
56 212104 6350	932.24	0.0%	40	0	40	1	41
63 222201 6100	19,780.06	0.0%	845	0	845	18	864
67 222202 6400	(0.10)	0.0%	(0)	0	(0)	(0)	(0)
69 222203 1000	6,316.83	0.0%	270	0	270	6	276
81 222203 6300	3,837.90	0.0%	164	0	164	4	168
82 222203 6400	236,397.47	0.0%	10,105	0	10,105	218	10,323
84 222203 7700	7,234.81	0.0%	309	0	309	7	316
89 222205 1000	19,402.54	0.0%	829	0	829	18	847
90 222206 1000	107,560.65	0.0%	4,598	0	4,598	99	4,697
100 222208 6230	20,872.56	0.0%	892	0	892	19	911
101 222208 7550	284,028.64	1.0%	12,141	0	12,141	262	12,403
106 242401 1000	392,875.33	1.0%	16,793	0	16,793	362	17,156

City of Long Beach, CA  
Full Cost Allocation Plan

FY 2020-21  
1/26/2023

Technical Services Allocations

Dept:20 TECHNICAL SERVICES (23 6100)

Department	Units	Allocation Percent	First Allocation	Direct Billed	Department Allocation	Second Allocation	Total
113 242401 7500	740,949.13	1.0%	\$31,672	\$0	\$31,672	\$683	\$32,355
116 242402 1000	13.15	0.0%	1	0	1	0	1
122 242402 2713	13,116.56	0.0%	561	0	561	12	573
127 242403 1000	74.30	0.0%	3	0	3	0	3
129 242403 7500	450,359.51	1.0%	19,251	0	19,251	415	19,666
130 242403 7510	(50.00)	0.0%	(2)	0	(2)	(0)	(2)
133 242404 7500	799,968.27	2.0%	34,194	0	34,194	737	34,932
136 242405 1000	40,179.13	0.0%	1,717	0	1,717	37	1,754
139 242405 7500	352,281.20	1.0%	15,058	0	15,058	325	15,383
140 252501 1000	200,340.65	0.0%	8,564	0	8,564	185	8,748
148 252503 1000	814.29	0.0%	35	0	35	1	36
150 252503 6000	2,315.69	0.0%	99	0	99	2	101
151 252503 7600	65,680.59	0.0%	2,808	0	2,808	61	2,868
153 252503 7700	9,444.51	0.0%	404	0	404	9	412
156 252504 1000	1,587.13	0.0%	68	0	68	1	69
169 303003 6000	18.34	0.0%	1	0	1	0	1
178 303004 7600	65,807.20	0.0%	2,813	0	2,813	61	2,874
179 303005 1000	497,574.66	1.0%	21,269	0	21,269	459	21,727
181 303005 7300	2,629,349.83	5.0%	112,391	0	112,391	2,424	114,815
184 303006 1000	793,537.88	2.0%	33,920	0	33,920	731	34,651
188 303006 6000	62,321.57	0.0%	2,664	0	2,664	57	2,721
251 313103 1000	15,403.48	0.0%	658	0	658	14	673
253 323201 1000	12,468,109.34	24.0%	532,947	0	532,947	11,493	544,440
266 323202 1000	5,439.70	0.0%	233	0	233	5	238
268 323203 1000	9,049.41	0.0%	387	0	387	8	395
275 323204 1000	24,395.50	0.0%	1,043	0	1,043	22	1,065
280 323205 1000	25,185.18	0.0%	1,077	0	1,077	23	1,100
289 323206 1000	510,706.63	1.0%	21,830	0	21,830	471	22,301
295 323206 7600	344,951.30	1.0%	14,745	0	14,745	318	15,063
296 323206 7700	300,992.06	1.0%	12,866	0	12,866	277	13,143
300 333302 1000	161,259.60	0.0%	6,893	0	6,893	149	7,042
307 333302 7600	320,766.94	1.0%	13,711	0	13,711	296	14,007
308 333302 7700	99,059.74	0.0%	4,234	0	4,234	91	4,326
309 333303 1000	204,807.17	0.0%	8,754	0	8,754	189	8,943
312 333303 2300	75,605.22	0.0%	3,232	0	3,232	70	3,301
314 333304 1000	493,673.34	1.0%	21,102	0	21,102	455	21,557
316 343401 1000	1,517,112.66	3.0%	64,849	0	64,849	1,398	66,247
317 343401 7600	109,203.24	0.0%	4,668	0	4,668	101	4,769
318 343401 7700	179,930.88	0.0%	7,691	0	7,691	166	7,857
319 343402 1000	639.67	0.0%	27	0	27	1	28
321 343402 2400	6,266.87	0.0%	268	0	268	6	274
323 343402 7600	2.04	0.0%	0	0	0	0	0

City of Long Beach, CA  
Full Cost Allocation Plan

FY 2020-21  
1/26/2023

Technical Services Allocations

Dept:20 TECHNICAL SERVICES (23 6100)

Department	Units	Allocation Percent	First Allocation	Direct Billed	Department Allocation	Second Allocation	Total
325 343403 1000	8,838.95	0.0%	\$378	\$0	\$378	\$8	\$386
332 343403 7600	356.85	0.0%	15	0	15	0	16
336 343404 7600	205,593.40	0.0%	8,788	0	8,788	190	8,978
340 343404 7700	234,068.72	0.0%	10,005	0	10,005	216	10,221
343 343405 1000	162,285.08	0.0%	6,937	0	6,937	150	7,086
346 343406 1000	183,066.96	0.0%	7,825	0	7,825	169	7,994
356 343406 7600	115,970.37	0.0%	4,957	0	4,957	107	5,064
357 343406 7700	116,968.00	0.0%	5,000	0	5,000	108	5,108
364 353502 1000	5,263.80	0.0%	225	0	225	5	230
382 353507 1000	106,245.76	0.0%	4,541	0	4,541	98	4,639
387 353508 1000	11,677.07	0.0%	499	0	499	11	510
391 353508 2300	59,189.88	0.0%	2,530	0	2,530	55	2,585
393 353509 1000	19,183.69	0.0%	820	0	820	18	838
400 353511 1000	47,311.89	0.0%	2,022	0	2,022	44	2,066
407 363601 1000	2,773.41	0.0%	119	0	119	3	121
411 363603 1000	1,841.87	0.0%	79	0	79	2	80
415 363604 1000	1,165,068.42	2.0%	49,801	0	49,801	1,074	50,875
418 373701 7400	12,993.05	0.0%	555	0	555	12	567
424 373702 7400	1,236,955.54	2.0%	52,873	0	52,873	1,140	54,014
432 383802 7000	5,124,825.91	10.0%	219,060	0	219,060	4,724	223,784
435 383802 7800	299,140.36	1.0%	12,787	0	12,787	276	13,062
436 383803 7000	29,796.74	0.0%	1,274	0	1,274	27	1,301
440 383804 7800	1,929.60	0.0%	82	0	82	2	84
441 383805 7350	42,874.90	0.0%	1,833	0	1,833	40	1,872
442 383806 7000	306,377.06	1.0%	13,096	0	13,096	282	13,378
445 383807 7000	1,578.89	0.0%	67	0	67	1	69
448 505001 7900	2,112.84	0.0%	90	0	90	2	92
450 505002 7900	30,000.00	0.0%	1,282	0	1,282	28	1,310
459 505005 7900	1,658,032.96	3.0%	70,872	0	70,872	1,528	72,401
485 606003 7100	1,380,678.81	3.0%	59,017	0	59,017	1,273	60,290
486 606003 7200	306,774.40	1.0%	13,113	0	13,113	283	13,396
487 606004 7100	984,876.57	2.0%	42,098	0	42,098	908	43,006
492 606004 7200	932,739.14	2.0%	39,870	0	39,870	860	40,730
496 606006 7100	69,786.52	0.0%	2,983	0	2,983	64	3,047
499 606006 7200	15,773.56	0.0%	674	0	674	15	689
506 606008 7100	6,418.91	0.0%	274	0	274	6	280
509 606009 7100	10,597.31	0.0%	453	0	453	10	463
515 303011 1000	227,038.35	0.0%	9,705	0	9,705	209	9,914
518 303011 7600	66,574.32	0.0%	2,846	0	2,846	61	2,907
520 303011 7631	18,359.51	0.0%	785	0	785	17	802
527 20 7600	4,583.83	0.0%	196	0	196	4	200

**City of Long Beach, CA  
Full Cost Allocation Plan**

FY 2020-21  
1/26/2023

Technical Services Allocations

Dept:20 TECHNICAL SERVICES (23 6100)

Department	Units	Allocation Percent	First Allocation	Direct Billed	Department Allocation	Second Allocation	Total
<b>Subtotal</b>	51,332,682.88	100.00%	2,194,206	0	2,194,206	38,073	2,232,278
Direct Bills					0		0
<b>Total</b>					<b>\$2,194,206</b>		<b>\$2,232,278</b>

Basis Units: Amount of Technical Service Charges per Dept / Bureau / Fund  
Source:

City of Long Beach, CA  
Full Cost Allocation Plan

FY 2020-21  
1/26/2023

Allocation Summary

Dept:20 TECHNICAL SERVICES (23 6100)

Department	Technical Services	Total
4 CITY AUDITOR (14 1000)	\$4,989	\$4,989
5 CITY CLERK (11 1000)	4,367	4,367
6 CITY MANAGER (20 1000)	15,755	15,755
7 CIVIL SERVICE (12 1000)	6,677	6,677
8 DISASTER PREPAREDNESS & EMEI	28,256	28,256
9 FIRE ADMIN (333301 1000)	210,073	210,073
10 FM ADMIN (222201 1000)	51,081	51,081
12 FM ACCTNG BUREAU - TIDELANDS	1,397	1,397
13 FM BUDGET MANAGEMENT (222202	437	437
14 FM PURCHASING (222204 1000)	11,854	11,854
15 FM FLEET SERVICES BUREAU (2222	32,387	32,387
16 LEGISLATIVE (10 1000)	13,872	13,872
17 LAW (13 1000)	6,716	6,716
18 PUBLIC WORKS ADMINISTRATION (	7,653	7,653
19 PW ENGINEERING (303004 & 30300	32,797	32,797
20 TECHNICAL SERVICES (23 6100)	412	412
24 111104 1000	1,563	1,563
29 12 6400	118	118
30 131302 6400	566	566
31 131303 6300	933	933
32 131303 6350	14,121	14,121
33 14 6400	427	427
34 14 7600	1,203	1,203
35 15 1000	9,268	9,268
42 20 2400	6,388	6,388
47 212101 6300	8,896	8,896
48 212101 6400	15,779	15,779
52 212102 6400	1,072	1,072
53 212103 6400	177	177
55 212104 6300	133	133
56 212104 6350	41	41
63 222201 6100	864	864
67 222202 6400	(0)	(0)
69 222203 1000	276	276
81 222203 6300	168	168
82 222203 6400	10,323	10,323
84 222203 7700	316	316
89 222205 1000	847	847
90 222206 1000	4,697	4,697
100 222208 6230	911	911
101 222208 7550	12,403	12,403

City of Long Beach, CA  
Full Cost Allocation Plan

FY 2020-21  
1/26/2023

Allocation Summary

Dept:20 TECHNICAL SERVICES (23 6100)

Department	Technical Services	Total
106 242401 1000	\$17,156	\$17,156
113 242401 7500	32,355	32,355
116 242402 1000	1	1
122 242402 2713	573	573
127 242403 1000	3	3
129 242403 7500	19,666	19,666
130 242403 7510	(2)	(2)
133 242404 7500	34,932	34,932
136 242405 1000	1,754	1,754
139 242405 7500	15,383	15,383
140 252501 1000	8,748	8,748
148 252503 1000	36	36
150 252503 6000	101	101
151 252503 7600	2,868	2,868
153 252503 7700	412	412
156 252504 1000	69	69
169 303003 6000	1	1
178 303004 7600	2,874	2,874
179 303005 1000	21,727	21,727
181 303005 7300	114,815	114,815
184 303006 1000	34,651	34,651
188 303006 6000	2,721	2,721
251 313103 1000	673	673
253 323201 1000	544,440	544,440
266 323202 1000	238	238
268 323203 1000	395	395
275 323204 1000	1,065	1,065
280 323205 1000	1,100	1,100
289 323206 1000	22,301	22,301
295 323206 7600	15,063	15,063
296 323206 7700	13,143	13,143
300 333302 1000	7,042	7,042
307 333302 7600	14,007	14,007
308 333302 7700	4,326	4,326
309 333303 1000	8,943	8,943
312 333303 2300	3,301	3,301
314 333304 1000	21,557	21,557
316 343401 1000	66,247	66,247
317 343401 7600	4,769	4,769
318 343401 7700	7,857	7,857
319 343402 1000	28	28

City of Long Beach, CA  
Full Cost Allocation Plan

FY 2020-21  
1/26/2023

Allocation Summary

Dept:20 TECHNICAL SERVICES (23 6100)

Department	Technical Services	Total
321 343402 2400	\$274	\$274
323 343402 7600	0	0
325 343403 1000	386	386
332 343403 7600	16	16
336 343404 7600	8,978	8,978
340 343404 7700	10,221	10,221
343 343405 1000	7,086	7,086
346 343406 1000	7,994	7,994
356 343406 7600	5,064	5,064
357 343406 7700	5,108	5,108
364 353502 1000	230	230
382 353507 1000	4,639	4,639
387 353508 1000	510	510
391 353508 2300	2,585	2,585
393 353509 1000	838	838
400 353511 1000	2,066	2,066
407 363601 1000	121	121
411 363603 1000	80	80
415 363604 1000	50,875	50,875
418 373701 7400	567	567
424 373702 7400	54,014	54,014
432 383802 7000	223,784	223,784
435 383802 7800	13,062	13,062
436 383803 7000	1,301	1,301
440 383804 7800	84	84
441 383805 7350	1,872	1,872
442 383806 7000	13,378	13,378
445 383807 7000	69	69
448 505001 7900	92	92
450 505002 7900	1,310	1,310
459 505005 7900	72,401	72,401
485 606003 7100	60,290	60,290
486 606003 7200	13,396	13,396
487 606004 7100	43,006	43,006
492 606004 7200	40,730	40,730
496 606006 7100	3,047	3,047
499 606006 7200	689	689
506 606008 7100	280	280
509 606009 7100	463	463
515 303011 1000	9,914	9,914
518 303011 7600	2,907	2,907

City of Long Beach, CA  
Full Cost Allocation Plan

FY 2020-21  
1/26/2023

Allocation Summary

Dept:20 TECHNICAL SERVICES (23 6100)

Department	Technical Services	Total
520 303011 7631	\$802	\$802
527 20 7600	200	200
<b>Total</b>	<u>\$2,232,278</u>	<u>\$2,232,278</u>

# Section 7 Indirect Cost Rates

City of Long Beach, CA

Full

Cost Allocation Plan

Indirect Cost Rates

Department/Bureau/Fund	FY 20-21 Allocations	FY 20-21 Indirect Cost Base (MTDC) (1)	Overhead Rate (2)
101003 5200 (CIP)	-	-	0.00%
101009 5200 (CIP)	-	-	0.00%
11 6400	-	-	0.00%
111104 1000	9,828	1,240,814	0.79%
111104 1010	-	-	0.00%
111104 2000	-	-	0.00%
111104 2010	-	-	0.00%
12 6300	-	-	0.00%
12 6400	1,536	51,337	2.99%
131302 6400	6,569	446,178	1.47%
131303 6300	75,689	1,840,395	4.11%
131303 6350	76,418	3,240,246	2.36%
14 6400	4,873	150,015	3.25%
14 7600	8,338	455,530	1.83%
15 1000	484,691	6,338,880	7.65%
15 1010	227	-	0.00%
15 1030	172	-	0.00%
15 2010	1,129	51,235	2.20%
15 2025	2,888	105,074	2.75%
20 2000	-	-	0.00%
20 2010	245	1,107,541	0.02%
20 2400	267,696	9,420,561	2.84%
20 7620 (CIP)	-	-	0.00%
20 7630	26	-	0.00%
20 7635	19	-	0.00%
212101 2100	-	-	0.00%
212101 6300	18,398	686,759	2.68%
212101 6400	56,484	1,019,281	5.54%
212102 2650	-	-	0.00%
212102 6120 (CIP)	7,971	392,593	2.03%
212102 6300	-	-	0.00%
212102 6400	654,049	623,134	104.96%
212103 6400	25,414	977,008	2.60%
212104 1000	-	-	0.00%
212104 6300	59,536	3,078,746	1.93%
212104 6350	20,109	10,878,304	0.18%
212105 1000	469	-	0.00%
212105 2650	-	-	0.00%
212105 2710	-	-	0.00%
212105 2711	-	-	0.00%
213101 1000	-	-	0.00%
222201 1000	2	5,511,228	0.00%
222201 6100	15,417	150,425	10.25%
222201 6400	16,978	144,531	11.75%
222202 1000	69	1,834,339	0.00%
222202 1020	123	121,458	0.10%
222202 6400	102,175	538,849	18.96%
222202 7600	19,603	101,550	19.30%
222203 1000	745,920	2,279,712	32.72%
222203 2200	6,253	25,108	24.90%

City of Long Beach, CA

Full

Cost Allocation Plan

Indirect Cost Rates

Department/Bureau/Fund	FY 20-21 Allocations	FY 20-21 Indirect Cost Base (MTDC) (1)	Overhead Rate (2)
222203 2500	-	-	0.00%
222203 2501	14	2,484	0.58%
222203 2710	9,481	3,756	252.43%
222203 2711	-	-	0.00%
222203 2713	-	-	0.00%
222203 2760	-	-	0.00%
222203 2761	5,235	21,552	24.29%
222203 5500 (CIP)	1	-	0.00%
222203 5501 (CIP)	34	2,268	1.51%
222203 6100	67,184	294,602	22.81%
222203 6300	8,040	45,809	17.55%
222203 6400	195,778	1,139,519	17.18%
222203 7600	-	(6,763,900)	0.00%
222203 7700	9,946	46,718	21.29%
222204 1000	268,056	3,211,101	8.35%
222204 1030	20	-	0.00%
222204 6100	-	-	0.00%
222204 6200	-	-	0.00%
222205 1000	235,934	1,636,367	14.42%
222206 1000	1,365,105	5,399,556	25.28%
222206 7000	-	-	0.00%
222207 1000	-	-	0.00%
222207 6100	12	4	274.17%
222208 2000	-	-	0.00%
222208 2200	-	-	0.00%
222208 5413 (CIP)	113,651	114,714	99.07%
222208 6205	1	-	0.00%
222208 6210	235	10,000	2.35%
222208 6220 (CIP)	1,698	539,991	0.31%
222208 6230	454,988	3,943,539	11.54%
222208 7550	1,042,765	4,365,947	23.88%
232301 6120 (CIP)	-	-	0.00%
232302 6120 (CIP)	32,252	1,292,927	2.49%
232304 5020 (CIP)	-	-	0.00%
232304 6120 (CIP)	61,220	637,323	9.61%
242401 1000	672,886	1,057,326	63.64%
242401 2010	-	-	0.00%
242401 2501	3,525	-	0.00%
242401 2710	-	-	0.00%
242401 2711	7,179	-	0.00%
242401 5500 (CIP)	-	-	0.00%
242401 5501 (CIP)	851	45	1890.50%
242401 7500	834,785	1,083,655	77.03%
242401 7600	-	-	0.00%
242401 7700	-	-	0.00%
242402 1000	89,313	338,500	26.38%
242402 2500	862	6,503	13.25%
242402 2501	23,901	1,310,654	1.82%
242402 2550	4,204	653,222	0.64%
242402 2650	185	332	55.83%

City of Long Beach, CA

Full

Cost Allocation Plan

Indirect Cost Rates

Department/Bureau/Fund	FY 20-21 Allocations	FY 20-21 Indirect Cost Base (MTDC) (1)	Overhead Rate (2)
242402 2711	88,300	15,883,368	0.56%
242402 2713	107,353	16,624,054	0.65%
242402 4505	35,813	10,250	349.40%
242402 5500 (CIP)	4,542	-	0.00%
242402 5501 (CIP)	6,330	468,985	1.35%
242402 7500	-	-	0.00%
242403 1000	302	74	406.82%
242403 2035	561	(24,338)	-2.31%
242403 7500	201,008	2,193,060	9.17%
242403 7510	6,552	1,167,916	0.56%
242403 7600	1	-	0.00%
242404 1000	-	-	0.00%
242404 7500	388,428	13,153,535	2.95%
242404 7510	-	-	0.00%
242404 7520	1,388	-	0.00%
242405 1000	135,785	4,057,903	3.35%
242405 1030	-	-	0.00%
242405 2711	23,638	433,753	5.45%
242405 7500	44,735	792,670	5.64%
252501 1000	32,835	1,174,657	2.80%
252501 2710	74,751	0	32875831640407300000.00%
252501 6000	1,397	38,196	3.66%
252501 7600	4,780	248,040	1.93%
252501 7800	-	-	0.00%
252502 1000	167,116	5,836,635	2.86%
252502 2600	81	-	0.00%
252502 2650	2,993	445,145	0.67%
252503 1000	205,470	3,349,063	6.14%
252503 1020	2,671	991,531	0.27%
252503 6000	928	74,830	1.24%
252503 7600	44,534	6,997,566	0.64%
252503 7605	34	-	0.00%
252503 7700	2,294	49,359	4.65%
252503 7750	6,843	-	0.00%
252503 7770 (CIP)	11	-	0.00%
252504 1000	10,421	427,404	2.44%
252504 2710	347,020	11,729,181	2.96%
252504 2711	-	-	0.00%
303001 1000	2	701,136	0.00%
303001 5020 (CIP)	-	-	0.00%
303003 1000	804,501	6,159,454	13.06%
303003 1010	1,954	-	0.00%
303003 2600	7,654	117,299	6.53%
303003 2800	-	-	0.00%
303003 5020 (CIP)	-	-	0.00%
303003 5120 (CIP)	-	-	0.00%
303003 5200	-	-	0.00%
303003 5410 (CIP)	-	-	0.00%
303003 6000	365,738	174,086	210.09%
303003 7600	69,861	-	0.00%

City of Long Beach, CA

Full

Cost Allocation Plan

Indirect Cost Rates

Department/Bureau/Fund	FY 20-21 Allocations	FY 20-21 Indirect Cost Base (MTDC) (1)	Overhead Rate (2)
303003 7631	24,741	63	39233.60%
303003 7750	-	-	0.00%
303004 2000	-	-	0.00%
303004 4005	3	-	0.00%
303004 5020 (CIP)	281	(9,055)	-3.10%
303004 5418 (CIP)	122,780	533,554	23.01%
303004 5500 (CIP)	-	-	0.00%
303004 7600	33,793	1,288,458	2.62%
303005 1000	1,704,977	8,270,574	20.61%
303005 1030	-	-	0.00%
303005 7300	3,737,442	46,675,957	8.01%
303005 7310 (CIP)	2,269	106,419	2.13%
303005 7600	48,980	57,608	85.02%
303006 1000	2,598,868	15,934,586	16.31%
303006 1010	17	-	0.00%
303006 1020	658	157,913	0.42%
303006 2000	326	7,978	4.09%
303006 6000	55,042	9,728,154	0.57%
303006 6020 (CIP)	1	-	0.00%
303006 7600	31,836	99,526	31.99%
303006 7631	6,022	213,687	2.82%
303006 7700	1,670	32,531	5.13%
303007 1000	20,606	-	0.00%
303007 2010	-	-	0.00%
303007 2600	322,176	-	0.00%
303007 2800	-	-	0.00%
303007 2810	160	-	0.00%
303007 2811	721	-	0.00%
303007 5010 (CIP)	329	485,286	0.07%
303007 5015 (CIP)	-	-	0.00%
303007 5020 (CIP)	4,260,064	74,280,178	5.74%
303007 5120 (CIP)	17	-	0.00%
303007 5200 (CIP)	22,670	-	0.00%
303007 5310 (CIP)	24	-	0.00%
303007 5320 (CIP)	527	8,136,606	0.01%
303007 5410 (CIP)	-	-	0.00%
303007 5411 (CIP)	800	17	4831.02%
303007 5412 (CIP)	241	-	0.00%
303007 5413 (CIP)	85	1	9746.84%
303007 5414 (CIP)	1,270	-	0.00%
303007 5416 (CIP)	367	34,818	1.05%
303007 5417 (CIP)	658	8,894	7.40%
303007 5418 (CIP)	36	-	0.00%
303007 5420 (CIP)	34	-	0.00%
303007 6000	-	-	0.00%
303007 6020 (CIP)	132,788	(26,238)	-506.10%
303007 6210	-	-	0.00%
303007 6220 (CIP)	1	-	0.00%
303007 7320 (CIP)	-	-	0.00%
303007 7410 (CIP)	-	-	0.00%

City of Long Beach, CA

Full

Cost Allocation Plan

Indirect Cost Rates

Department/Bureau/Fund	FY 20-21 Allocations	FY 20-21 Indirect Cost Base (MTDC) (1)	Overhead Rate (2)
303007 7411 (CIP)	-	-	0.00%
303007 7420 (CIP)	-	-	0.00%
303007 7600	1,881	-	0.00%
303007 7610 (CIP)	2	-	0.00%
303007 7620 (CIP)	204,384	(1,997,363)	-10.23%
303007 7700	-	-	0.00%
303007 7720 (CIP)	96	2,350	4.09%
303007 7770 (CIP)	7,870	314,297	2.50%
303008 1000	-	1,852,652	0.00%
303008 5020 (CIP)	-	-	0.00%
303009 1000	-	-	0.00%
303009 2600	-	-	0.00%
303009 5020 (CIP)	-	-	0.00%
303009 6000	-	-	0.00%
303009 7600	-	-	0.00%
303009 7700	-	-	0.00%
303009 7750	-	-	0.00%
303009 7770	-	-	0.00%
303010 1000	-	-	0.00%
303010 2000	-	-	0.00%
303010 2200	-	-	0.00%
303010 6200	45	-	0.00%
303010 6205	(196)	-	0.00%
303010 6210	-	-	0.00%
303010 6220 (CIP)	-	-	0.00%
303010 7750	-	-	0.00%
313101 1000	-	3,263,499	0.00%
313101 2000	-	-	0.00%
313101 2010	5,264	634,093	0.83%
313102 2010	1	-	0.00%
313103 1000	366,110	9,794,136	3.74%
32 1000	4,042,578	-	0.00%
323201 1000	1,616,884	55,213,781	2.93%
323201 1020	5,306	5,379,252	0.10%
323201 1040	4,760	-	0.00%
323201 1041	861	(111,148)	-0.77%
323201 1042	20	-	0.00%
323201 1043	20	-	0.00%
323201 2010	695,866	-	0.00%
323201 2020	35,925	191,759	18.73%
323201 2150	-	-	0.00%
323201 2812	145	-	0.00%
323201 5020 (CIP)	-	-	0.00%
323201 7600	-	-	0.00%
323201 7700	-	-	0.00%
323202 1000	98,559	5,677,304	1.74%
323202 2020	-	-	0.00%
323203 1000	226,870	4,538,751	5.00%
323203 1020	1,856	1,883,358	0.10%
323203 2010	3	-	0.00%

City of Long Beach, CA

Full

Cost Allocation Plan

Indirect Cost Rates

Department/Bureau/Fund	FY 20-21 Allocations	FY 20-21 Indirect Cost Base (MTDC) (1)	Overhead Rate (2)
323203 2020	176,587	8,777,345	2.01%
323203 2150	-	-	0.00%
323203 7600	5	2,745	0.18%
323203 7700	-	-	0.00%
323204 1000	1,137,569	43,962,705	2.59%
323204 1020	2,989	3,035,833	0.10%
323204 1030	-	-	0.00%
323204 2020	-	-	0.00%
323204 7600	-	-	0.00%
323205 1000	3,014,774	92,170,812	3.27%
323205 1020	10,037	10,196,961	0.10%
323205 1030	574	-	0.00%
323205 2010	6,412	-	0.00%
323205 2100	-	-	0.00%
323205 2150	1,483	1,505,414	0.10%
323205 5020 (CIP)	-	-	0.00%
323205 7600	14,698	1,255,012	1.17%
323205 7700	-	-	0.00%
323206 1000	1,041,519	32,304,596	3.22%
323206 1020	3,862	3,907,171	0.10%
323206 2010	53,612	-	0.00%
323206 2020	10,625	-	0.00%
323206 4005	-	-	0.00%
323206 5020 (CIP)	-	-	0.00%
323206 7600	288,524	10,212,103	2.83%
323206 7700	129,190	3,251,496	3.97%
333301 1000	-	19,153,881	0.00%
333301 2010	2,535	-	0.00%
333301 5020 (CIP)	-	-	0.00%
333302 1000	17,589,804	75,567,767	23.28%
333302 1020	2,059,513	13,573,374	15.17%
333302 1030	-	-	0.00%
333302 2030	-	-	0.00%
333302 2100	235,530	1,499,962	15.70%
333302 2813	4,093	-	0.00%
333302 4005	-	-	0.00%
333302 7600	1,433,166	28,275,123	5.07%
333302 7700	407,988	2,668,074	15.29%
333303 1000	1,108,105	6,511,841	17.02%
333303 1030	-	-	0.00%
333303 2030	-	-	0.00%
333303 2300	189,546	1,189,698	15.93%
333303 7600	34,819	210,954	16.51%
333304 1000	1,055,487	6,561,430	16.09%
333304 2030	325,783	1,381,988	23.57%
343401 1000	76,200	1,849,825	4.12%
343401 7600	8,005	263,049	3.04%
343401 7700	11,288	334,551	3.37%
343402 1000	830,798	11,952,881	6.95%
343402 2015	151,923	1,372,458	11.07%

City of Long Beach, CA

Full

Cost Allocation Plan

Indirect Cost Rates

Department/Bureau/Fund	FY 20-21 Allocations	FY 20-21 Indirect Cost Base (MTDC) (1)	Overhead Rate (2)
343402 2400	4,879	148,729	3.28%
343402 4005	-	-	0.00%
343402 7600	97,481	1,862,831	5.23%
343402 7700	-	-	0.00%
343403 1000	4,185,594	13,595,019	30.79%
343403 1010	-	-	0.00%
343403 2015	5,299	-	0.00%
343403 4005	-	-	0.00%
343403 5020 (CIP)	-	-	0.00%
343403 5200 (CIP)	-	-	0.00%
343403 5416 (CIP)	-	-	0.00%
343403 7600	5,666	529,155	1.07%
343403 7700	5,186	406,547	1.28%
343404 1000	64,615	-	0.00%
343404 5416 (CIP)	-	-	0.00%
343404 7600	355,134	9,397,917	3.78%
343404 7610 (CIP)	-	-	0.00%
343404 7620 (CIP)	-	-	0.00%
343404 7630	-	-	0.00%
343404 7700	310,949	8,186,730	3.80%
343404 7710 (CIP)	10	-	0.00%
343404 7720 (CIP)	3	-	0.00%
343405 1000	238,383	5,724,972	4.16%
343405 1010	-	-	0.00%
343405 7600	3,598	64,869	5.55%
343406 1000	345,568	4,944,118	6.99%
343406 1010	-	-	0.00%
343406 2010	2	-	0.00%
343406 2015	4,379	11,825	37.03%
343406 2400	1,404	56,124	2.50%
343406 2811	137	-	0.00%
343406 5010 (CIP)	12	-	0.00%
343406 5020 (CIP)	57,151	755,321	7.57%
343406 5420 (CIP)	-	-	0.00%
343406 6300	-	-	0.00%
343406 7600	25,257	747,382	3.38%
343406 7700	22,682	(2,028,065)	-1.12%
343406 7710 (CIP)	-	-	0.00%
35 2210	-	-	0.00%
353501 2000	6,757	-	0.00%
353501 2200	189,749	488,248	38.86%
353501 2210	71,975	2,222	3239.62%
353501 2760	-	-	0.00%
353502 1000	2,804	65,539	4.28%
353502 2200	35,783	999,536	3.58%
353502 2210	307,723	10,638,682	2.89%
353503 2000	-	-	0.00%
353503 2200	-	-	0.00%
353503 2210	-	-	0.00%
353504 1000	-	-	0.00%

City of Long Beach, CA

Full

Cost Allocation Plan

Indirect Cost Rates

Department/Bureau/Fund	FY 20-21 Allocations	FY 20-21 Indirect Cost Base (MTDC) (1)	Overhead Rate (2)
353504 2000	-	-	0.00%
353504 2200	117,241	-	0.00%
353504 2210	-	-	0.00%
353504 6300	-	-	0.00%
353505 2000	-	-	0.00%
353505 2200	159,365	4,839,072	3.29%
353505 2210	124,420	3,653,174	3.41%
353505 4005	-	-	0.00%
353506 1000	190	-	0.00%
353506 2210	57,234	727	7868.33%
353506 6300	-	-	0.00%
353507 1000	51,971	2,078,370	2.50%
353507 1030	-	-	0.00%
353507 2200	20,630	563,030	3.66%
353507 2210	352,623	20,424,268	1.73%
353507 2760	197,586	-	0.00%
353508 1000	4,758	282,268	1.69%
353508 1030	-	-	0.00%
353508 2200	193,549	4,275,955	4.53%
353508 2210	36,719	1,639,134	2.24%
353508 2300	26,079	743,612	3.51%
353508 2310	34	9,328	0.37%
353509 1000	24,101	1,101,441	2.19%
353509 2200	150,066	1,099,578	13.65%
353509 2210	597	174,170	0.34%
353510 1000	4	-	0.00%
353510 2200	-	-	0.00%
353510 2760	34,555	3,016,121	1.15%
353510 2761	179,011	105,572,268	0.17%
353511 1000	70,335	8,116,200	0.87%
353511 2000	4,555	247,400	1.84%
353511 2200	76,297	1,421,023	5.37%
353511 2210	543,578	23,029,153	2.36%
36 1000	2,449,261	-	0.00%
36 2040	-	-	0.00%
36 6000	-	-	0.00%
363601 1000	65,442	3,387,001	1.93%
363602 1000	162,372	3,604,550	4.50%
363602 2040	15,280	162,713	9.39%
363602 6000	-	-	0.00%
363603 1000	499,346	5,771,474	8.65%
363603 2040	1,589	12,292	12.93%
363603 5020 (CIP)	-	-	0.00%
363603 6000	-	-	0.00%
363604 1000	99,264	2,437,565	4.07%
363604 2040	-	-	0.00%
373701 5020 (CIP)	26,902	870	3093.74%
373701 7400	387,006	17,806,678	2.17%
373701 7410 (CIP)	318,820	-	0.00%
373701 7411 (CIP)	365,158	-	0.00%

City of Long Beach, CA

Full

Cost Allocation Plan

Indirect Cost Rates

Department/Bureau/Fund	FY 20-21 Allocations	FY 20-21 Indirect Cost Base (MTDC) (1)	Overhead Rate (2)
373701 7412 (CIP)	4,972	-	0.00%
373701 7420 (CIP)	(34,509)	(2,801,762)	1.23%
373701 7425	-	-	0.00%
373702 7400	211,396	4,617,827	4.58%
373702 7410 (CIP)	108,775	-	0.00%
373702 7411 (CIP)	(22,372)	-	0.00%
373702 7412 (CIP)	(263)	-	0.00%
373702 7420 (CIP)	7	3,137,007	0.00%
373702 7425	(13)	-	0.00%
383801 7000	4,578	309,067	1.48%
383801 7800	2,923	58,420	5.00%
383802 7000	474,869	51,312,831	0.93%
383802 7005	20	19,500	0.10%
383802 7020 (CIP)	123	1,420	8.64%
383802 7800	33,534	(151,152)	-22.19%
383803 7000	306,315	906,173	33.80%
383803 7020 (CIP)	15,986	1,051,321	1.52%
383804 1100	8,752	2,445,524	0.36%
383804 7000	24,620	5,500	447.64%
383804 7800	174,128	76,202,551	0.23%
383805 7350	172,665	37,741,607	0.46%
383806 7000	387,661	8,894,778	4.36%
383806 7020 (CIP)	131,514	(5,136,338)	-2.56%
383806 7035	-	-	0.00%
383807 7000	84,996	499,306	17.02%
383807 7020 (CIP)	20,720	8,190,752	0.25%
50 7900	-	-	0.00%
505001 7900	(154,882)	23,357,955	-0.66%
505001 7920	178	164,305	0.11%
505002 7900	466,360	62,892,609	0.74%
505002 7910	2,104	2,559,404	0.08%
505002 7920	(727)	1,039,763	-0.07%
505003 7900	867,535	75,238,871	1.15%
505003 7910	5,643	7,134,496	0.08%
505003 7920	385,509	329,753,469	0.12%
505004 7900	131,260	16,658,488	0.79%
505004 7910	8,945	10,565,087	0.08%
505004 7920	(3,124)	3,513,860	-0.09%
505005 7900	328,367	(45,292,974)	-0.72%
505005 7905	539	-	0.00%
505005 7910	(16,846)	(21,409,266)	0.08%
505005 7920	1,201,158	1,526,470,434	0.08%
505005 7930	-	-	0.00%
505005 7931	-	-	0.00%
505005 7932	2	-	0.00%
505005 7933	272	-	0.00%
505005 7934	210	-	0.00%
505005 7935	417	-	0.00%
505005 7936	2,603	-	0.00%
505005 7937	3,010	-	0.00%

City of Long Beach, CA

Full

Cost Allocation Plan

Indirect Cost Rates

Department/Bureau/Fund	FY 20-21 Allocations	FY 20-21 Indirect Cost Base (MTDC) (1)	Overhead Rate (2)
505005 7938	4,051	-	0.00%
505005 7939	1,169	-	0.00%
505005 7940	1,936	-	0.00%
505005 7941	1,366	-	0.00%
505005 7942	6,548	-	0.00%
505005 7943	(106)	-	0.00%
505005 7944	403	-	0.00%
505005 7945	1,104	-	0.00%
515105 7920	119	-	0.00%
60 7100	179	-	0.00%
60 7200	-	-	0.00%
606001 7100	18,975	1,116,425	1.70%
606002 7100	309	51,809	0.60%
606002 7200	-	-	0.00%
606003 7100	147,706	5,200,173	2.84%
606003 7200	13,698	306,774	4.47%
606004 7100	77,486	(5,554,123)	-1.40%
606004 7101	12	-	0.00%
606004 7105	840	-	0.00%
606004 7120	(12,271)	(16,696,568)	0.07%
606004 7121	(544)	(552,905)	0.10%
606004 7200	42,103	1,409,574	2.99%
606004 7205	349	-	0.00%
606004 7220	(6,453)	(6,560,071)	0.10%
606005 7100	6,189	823,981	0.75%
606006 7100	95,821	3,111,485	3.08%
606006 7120	29,523	7,186,878	0.41%
606006 7121	363	333,215	0.11%
606006 7200	21,846	786,158	2.78%
606006 7220	14,469	4,689,571	0.31%
606007 7100	219,702	50,976,461	0.43%
606007 7101	744	715,738	0.10%
606007 7120	6,412	411,837	1.56%
606007 7200	38,205	903,895	4.23%
606007 7220	4	225	1.88%
606008 7100	23,926	2,091,995	1.14%
606008 7120	879	740,772	0.12%
606008 7121	127	121,236	0.10%
606009 7100	468,055	13,142,839	3.56%
606009 7120	73,675	6,647,947	1.11%
606009 7121	74	78,987	0.09%
606009 7200	124,820	3,701,841	3.37%
606009 7220	17,011	1,570,122	1.08%
All Other	2,624,667	-	0.00%
303011 1000	53,818	5,178,563	1.04%
303011 2600	1,120	332,001	0.34%
303011 6000	3,545	474,406	0.75%
303011 7600	11,213	957,343	1.17%
303011 7630	1,718	-	0.00%
303011 7631	18,312	3,447,940	0.53%

City of Long Beach, CA

Full

Cost Allocation Plan

Indirect Cost Rates

Department/Bureau/Fund	FY 20-21 Allocations	FY 20-21 Indirect Cost Base (MTDC) (1)	Overhead Rate (2)
333302 2010	4,019	-	0.00%
343403 1020	3	-	0.00%
343405 2010	2,166	-	0.00%
505005 7946	1	-	0.00%
505005 7947	1	-	0.00%
505005 7948	2,356	-	0.00%
20 7600	2,880	360,901	0.80%
22 6200	-	-	0.00%
22 6220	-	-	0.00%
30 6020	-	-	0.00%
30 7300	-	-	0.00%
30 7600	-	-	0.00%
30 7620	-	-	0.00%
30 7750	-	-	0.00%
37 7400	-	-	0.00%
37 7410	-	-	0.00%
37 7411	-	-	0.00%
37 7412	-	-	0.00%
37 7420	-	-	0.00%
37 7425	-	-	0.00%
38 7020	-	-	0.00%
70 6400	-	-	0.00%
38 7020	-	-	0.00%
70 6400	-	-	0.00%
70 6400	-	-	0.00%

1. The Indirect Cost Rate is calculated using : **FY2020 - 2021 Allocated Cost + Indirect Cost Rate Base**. The Indirect Cost Rate Base is the total applicable expenditures covering the plan year from October 1, 2020 to September 30, 2021, in the following MUNIS characters: Personnel (Characters 80 & 81), Materials, Services & Supplies (Characters 82, 83, 84) and Internal Support (Character 90).

2. 0% rate calculated due to no applicable expenses at the Department, Bureau, and Fund level during plan year from October 1, 2020 to September 30, 2021.

# Section 8    **ICAP Munis Legend**

Munis Department	Munis Department Title	Muni Bureau	Munis Bureau Title	Munis Fund	Munis Fund Title
10	LEGISLATIVE	(BLANK)	UNDEFINED	1000	GF - OPERATING
11	CITY CLERK	1001	FIRST DISTRICT	1010	GF - CAP/OPER GRANTS
12	CIVIL SERVICE	1002	SECOND DISTRICT	1020	GF - CLB MEASURE A
13	LAW	1003	THIRD DISTRICT	1030	GF - CLB MEASURE MA
14	CITY AUDITOR	1004	FOURTH DISTRICT	1040	GF - ASSET SEIZURE FEDERAL
15	CITY PROSECUTOR	1005	FIFTH DISTRICT	1041	GF - ASSET SEIZURE US TREASURY
20	CITY MANAGER	1006	SIXTH DISTRICT	1042	GF - ASSET SEIZURE STATE
21	HUMAN RESOURCES	1007	SEVENTH DISTRICT	1043	GF - ASF PRIORITY INTVNTN PRGM
22	FINANCIAL MANAGEMENT	1008	EIGHTH DISTRICT	1100	GF - UPLANDS OIL OPERATING
23	TECHNOLOGY & INNOVATION	1009	NINTH DISTRICT	2000	SR - GENERAL GRANTS
24	DEVELOPMENT SERVICES	1010	MAYOR'S OFFICE	2010	SR - CITY MANAGER GRANTS
25	ECONOMIC DEVELOPMENT	1011	ADMINISTRATION	2015	SR - PARKS GRANTS
30	PUBLIC WORKS	1101	ADMINISTRATION	2020	SR - POLICE GRANTS
31	DISASTER PREP & EMERGENCY COMM	1102	RECORDS MANAGEMENT	2025	SR - CITY PROSECUTOR GRANTS
32	POLICE	1103	LEGISLATIVE	2030	SR - FIRE GRANTS
33	FIRE	1104	ELECTIONS	2035	SR - DEVELOPMENT SRVC GRANTS
34	PARKS, RECREATION AND MARINE	1301	GENERAL GOVERNMENT	2040	SR - LIBRARY GRANTS
35	HEALTH & HUMAN SERVICES	1302	EMPLOYEE BENEFITS	2100	SR - PS OIL PROD TAX - FIRE
36	LIBRARY SERVICES	1303	CLAIMS AND COMPENSATION	2150	SR - PS OIL PROD TAX - POLICE
37	AIRPORT	2101	EXECUTIVE OFFICE	2200	SR - HEALTH OPERATING
38	ENERGY RESOURCES	2102	PERSONNEL OPERATIONS	2210	SR - HEALTH GRANTS
50	HARBOR	2103	LABOR RELATIONS	2300	SR - CUPA OPERATING
60	WATER	2104	RISK MANAGEMENT	2310	SR - CUPA GRANT
70	ALL OTHER- CITYWIDE	2105	WORKFORCE DEVELOPMENT BUREAU	2400	SR - SPEC ADVER/PROM OPERATING
72	ALL OTHER- ASSESSMENT DISTRICTS	2201	ADMINISTRATIVE SERVICES BUREAU	2500	SR - HOUSING OPERATIONS
73	ALL OTHER- COMMUNITY FACILITY DISTRICT	2202	BUDGET MANAGEMENT BUREAU	2501	SR - HOUSING ANNUAL
74	ALL OTHER- JOINT POWERS AUTHORITY	2203	ACCOUNTING BUREAU	2550	SR - LB COMMUNITY INVEST CO
		2204	BUSINESS SERVICES BUREAU	2600	SR - BELMONT SHRE PKG MTR
		2205	CITY TREASURER	2650	SR - BUSINESS ASSISTANCE
		2206	COMMERCIAL SERVICES BUREAU	2710	SR - WORKFORCE DEVELOPMENT GRA
		2207	FINANCIAL CONTROLS BUREAU	2711	SR - COMM DEV GRANTS - HUD
		2208	FLEET SERVICES	2713	SR - COMM DEV - OTHER GRANTS
		2301	DIRECTORS OFFICE	2760	SR - HOUSING AUTH GRNTS
		2302	BUSINESS INFORMATION SERVICES	2761	SR - HOUSING AUTH ANNUAL
		2303	CUSTOMER SERVICES	2800	SR - GAS TAX
		2304	INFRASTRUCTURE SERVICES	2810	SR DIF-TRAFFIC MITIGATION FEES
		2305	ENTERPRISE INFORMATION SERVCS	2811	SR DIF-PARKS IMPACT FEES
		2401	ADMIN & FINANCE	2812	SR DIF-POLICE IMPACT FEES
		2402	HOUSING & NEIGHBORHOOD SVCS	2813	SR DIF-FIRE IMPACT FEES
		2403	PLANNING	4005	DS - GENERAL DEBT SERVICE
		2404	BUILDING & SAFETY	4505	DS - SUCCESSOR AGENCY
		2405	CODE ENFORCEMENT	5010 (CIP)	CP - CAPITAL GRANTS
		2501	ADMINISTRATION	5015 (CIP)	CP - BOND PROCEEDS
		2502	BUSINESS DEVELOPMENT	5020 (CIP)	CP - CAPITAL PROJECTS
		2503	PROPERTY DEVELOPMENT	5120 (CIP)	CP - SPECIAL ASSESSMT PROJECTS
		2504	WORKFORCE DEVELOPMENT	5200 (CIP)	CP - LEGISLATIVE
		3001	DIRECTOR'S OFFICE	5310 (CIP)	CP - TRANSPORT CAPITAL PROJECT
		3003	BUSINESS OPERATIONS	5320 (CIP)	CP - STATE GAS TAX CP PROJECTS
		3004	ENGINEERING BUREAU	5410 (CIP)	CP - TRANSPORT CAPITAL GRANTS
		3005	ENVIRONMENTAL SERVICES BUREAU	5411 (CIP)	CP - COUNTY PROP C METRO
		3006	PUBLIC SERVICE BUREAU	5412 (CIP)	CP - COUNTY MEASURE R METRO
		3007	CAPITAL IMPROVEMENT PROGRAM	5413 (CIP)	CP - STATE AB2766 AIR QUALITY
		3008	TRANSPORTATION MOBILITY BUREAU	5414 (CIP)	CP - COUNTY MEASURE M METRO
		3009	ASSET MANAGEMENT	5416 (CIP)	CP - COUNTY PROP A METRO

Munis Department	Munis Department Title	Muni Bureau	Munis Bureau Title	Munis Fund	Munis Fund Title
		3010	FLEET SERVICES	5417 (CIP)	CP - STATE RMRA LOCAL RETURN
		3101	ADMINISTRATION	5418 (CIP)	CP - COUNTY MEASURE W
		3102	DISASTER PREPAREDNESS	5420 (CIP)	CP-STATE PT TRAN DEV ACT SB821
		3103	EMERGENCY COMMUNICATIONS	5500 (CIP)	CP - SUCCESSOR AGENCY OPERATING
		3201	ADMINISTRATION	5501 (CIP)	CP - SUCCESSOR AGENCY ANNUAL
		3202	EXECUTIVE OFFICE	6000	IS - CIVIC CENTER OPERATING
		3203	FINANCIAL	6005	IS - CIVIC CENTER DEBT
		3204	INVESTIGATIONS	6020 (CIP)	IS - CIVIC CENTER CAPITAL
		3205	PATROL	6100	IS - GENRAL SERVICES OPERATING
		3206	SUPPORT	6110	IS - GENERAL SERVICE GRANTS
		3301	ADMINISTRATION	6120 (CIP)	IS - GENERAL SERVICES CAPITAL
		3302	OPERATIONS	6200	IS - FLEET OPERATING
		3303	FIRE PREVENTION	6205	IS - FLEET DEBT
		3304	SUPPORT SERVICES	6210	IS - FLEET GRANTS
		3401	EXECUTIVE MANAGEMENT	6220 (CIP)	IS - FLEET CAPITAL
		3402	COMMUNITY RECREATION SERVICES	6230	IS - FLEET REPLACEMENT
		3403	MAINTENANCE OPERATIONS	6300	IS - WORKERS' COMPENSATION
		3404	MARINA OPERATIONS	6350	IS - GENERAL LIABILITY
		3405	ANIMAL CARE SERVICES	6390	IS - DISASTER RECOVERY
		3406	BUSINESS OPERATIONS	6400	IS - EBF - OPERATING
		3501	EXECUTIVE OFFICE	6405	IS - EBF - PENSION & RETIREMNT
		3502	COMMUNITY HEALTH	7000	EF - GAS OPERATING
		3503	PREVENTIVE HEALTH	7005	EF - GAS DEBT
		3504	PUBLIC HEALTH	7020 (CIP)	EF - GAS CAP/OPER PROJ
		3505	PHYSICIAN SERVICES	7035	EF - GAS PREPAY (LBBFA)
		3506	HUMAN & SOCIAL SERVICES	7100	EF - WATER OPERATING
		3507	HUMAN SERVICES	7105	EF - WATER DEBT
		3508	ENVIRONMENTAL HEALTH	7120	EF - WATER CAPITAL PROJECTS
		3509	COLLECTIVE IMPACT & OPERATIONS	7200	EF - SEWER OPERATING
		3510	HOUSING AUTHORITY	7205	EF - SEWER DEBT
		3511	CITY HEALTH OFFICER	7220	EF - SEWER CAPITAL PROJECTS
		3601	EXECUTIVE	7300	EF - SOL WASTE OPERATING
		3602	MAIN LIBRARY SERVICES	7310 (CIP)	EF - SOL WASTE CAP/OPER GRANTS
		3603	BRANCH LIBRARY SERVICES	7320 (CIP)	EF - SOL WASTE CAP/OPER PROJ
		3604	AUTOMATED LIBRARY SERVICES	7350	EF - SERRF OPERATIONS
		3701	AIRPORT OPERATIONS	7355	EF - SERRF JPA DEBT
		3702	BUSINESS OPERATIONS	7400	EF - AIRPORT OPERATING
		3801	EXECUTIVE OFFICE	7410 (CIP)	EF - AIRPORT GRANTS
		3802	BUSINESS OPERATIONS	7411 (CIP)	EF - AIRPORT PASSNGER FAC CHRG
		3803	GAS SERVICES	7412 (CIP)	EF - AIRPORT CUSTOMER FAC CHRG
		3804	OIL OPERATIONS	7420 (CIP)	EF - AIRPORT CAP/OPER PROJ
		3805	ELECTRIC GENERATION	7425	EF - AIRPORT DEBT
		3806	ENGINEERING & CONSTRUCTION	7500	EF - DEVELOPMNT SVCS OPERATING
		3807	CONSTRUCTION & PIPELINE MAINT	7510	EF - DEVELOPMNT SVCS GRANTS
		5001	EXECUTIVE	7520	EF - DEVELPMNT SVC CASP SB1186
		5002	COMMERCIAL OPERATIONS	7550	EF - TOWING OPERATING
		5003	ENGINEERING	7600	EF - TIDELANDS OPERATING
		5004	PLANNING & ENVIRONMENTAL	7605	EF - TIDELANDS DEBT
		5005	FINANCE & ADMIN	7610 (CIP)	EF - TIDELANDS CAPITAL GRANTS
		6001	EXECUTIVE	7620 (CIP)	EF - TIDELAND CAPITAL PROJECTS
		6002	COMMISSION	7630	EF - TIDELANDS PARKING
		6003	ADMINISTRATION	7635	EF - TF CONVNTN CTR PKG SURCHG
		6004	FINANCE	7700	EF - TF MARINA OPERATING
		6005	GOVT/PUBLIC AFFAIRS	7710 (CIP)	EF - TF MARINA CAPITAL GRANT

<b>Munis Department</b>	<b>Munis Department Title</b>	<b>Muni Bureau</b>	<b>Munis Bureau Title</b>	<b>Munis Fund</b>	<b>Munis Fund Title</b>
		6006	ENGINEERING	7720 (CIP)	EF - TFMARINA CAPITAL PROJECTS
		6007	WATER QUALITY AND PROCESS	7750	EF - TF QUEEN MRY PROJECT OPER
		6008	WATER RESOURCES	7770 (CIP)	EF - TF QUEEN MRY CAPITL PROJ
		6009	WATER/SEWER FIELD OPERATIONS	7800	EF - TIDELANDS OIL
		7001	CENTRAL MGMT	7850	EF - TF SUBSIDENCE
		7002	BENEFITS	7885	EF - TF AQUA OF THE PAC DEBT
		7004	DEBT SERVICE	7900	EF - HARBOR OPERATING
		7006	INDIRECT COST PLAN	7905	EF - HARBOR DEBT - LOCs & OTHR
		7010	RISK MANAGEMENT	7910	EF - HARBOR CAP/OPER GRANTS
		7090	DISASTERS	7920	EF - HARBOR CAP/OPER PROJ
		7301	CENTRAL MGMT	7930	EF - HA DEBT 2010A BONDS
				7931	EF - HA DEBT 2010B BONDS
				7932	EF - HA DEBT 2014A BONDS
				7933	EF - HA DEBT 2014B BONDS
				7934	EF - HA DEBT 2015A BONDS
				7935	EF - HA DEBT 2015B BONDS
				7936	EF - HA DEBT 2015C BONDS
				7937	EF - HA DEBT 2015D BONDS
				7938	EF - HA DEBT 2017A BONDS
				7939	EF - HA DEBT 2017B BONDS
				7940	EF - HA DEBT 2017C BONDS
				7941	EF - HA DEBT 2018 NOTES
				7942	EF - HA DEBT 2019A BONDS
				7943	EF - HA DEBT 2020A BONDS