



Parsons Constructors Inc.

100 West Walnut Street • Pasadena, California 91124 • (626) 440-3000 • Fax: (626) 440-2516

Date: November 30, 2020

To: Kevin Shirali
 Klassic Engineering & Construction
 klassicplans@gmail.com

CC: Isha Sebastian, Klassic Engineering
 Mark Verrengia, Ardurra
 Dustin Blackwell, Ardurra
 Angelica Dominguez, City of Long Beach
 Tony Resendez, City of Long Beach
 Melissa Pyun, City of Long Beach
 Brenda Cubillo, City of Long Beach
 Dan Sloan, Parsons
 Don Maurer, Parsons
 Rasien Connelly, Parsons

From: Mandy Oelschlager, Parsons
 Mandy.oelschlager@parsons.com

RE: Community Economic Development Efforts at the City of Long Beach
 Project: City of Long Beach Alamitos Beach Concession Building
 Prime Contractor: Klassic Engineering & Construction, Inc.
 Attachment: Local Hire & Disadvantaged/Veteran Worker Report

In working toward meeting the City of Long Beach's PLA goals on the City of Long Beach Alamitos Beach Concession Building project, we are providing you with an update of the current percentages achieved by Klassic Engineering & Construction, Inc. and its subcontractors.

We are highlighting those contractors who are exceeding the Local Hire and Disadvantaged/Veteran Goals and those who could use a boost in increasing their numbers. I've attached a summary report for your reference which includes all CPR data received through November 20, 2020.

This project is funded with Tidelands funds, therefore the COLB, PLA Article 3, Section 3.5(a)(1) is applicable. "Where Project Work is funded in full or in part by the State of California Tidelands funds, the term Local Resident, as used in this section shall mean an individual whose primary place of residence is within the Counties of Los Angeles or Orange".

Project overall Local Resident Goal (40% Goal):

- 3rd Tier Zip Codes (Los Angeles & Orange County – includes Long Beach & Gateway Cities Zip Codes): Currently 70%
- 1st Tier Zip Codes: (Long Beach Zip Codes): Currently 8%
- 2nd Tier Zip Codes (Gateway Cities): Currently 22%

Contractors who have submitted CPRs that are currently *exceeding* the City of Long Beach PLA Local Hire Goal of 40% are as follows:

Contractor	1 st Tier Zip Codes	2 nd Tier Zip Codes	3 rd Tier Zip Codes
Klassic Engineering & Construction	10%	20%	66%
Abdellatif Enterprises, Inc.	3%	34%	79%
Alliance Electric	31%	7%	95%



RE: Community Economic Development Efforts through November 20, 2020
Project: City of Long Beach Alamitos Beach Concession Building
Prime Contractor: Klassic Engineering & Construction, Inc.

Contractor	1 st Tier Zip Codes	2 nd Tier Zip Codes	3 rd Tier Zip Codes
Apex Fire Protection, Inc.	0%	0%	100%
Karcher Insulation	0%	0%	100%
KSU Corporation	0%	39%	86%
La Tour Builders, Inc.	0%	0%	57%
Marina Landscape	4%	0%	94%
New Art Construction, Inc.	0%	0%	100%
Simco Mechanical	0%	44%	100%
Troyer Contracting, Inc.	13%	61%	81%
Upland Contracting, Inc.	35%	2%	56%

Contractors have submitted Certified Payroll Reports and who are **below 40%** of the PLA Local Hire (Los Angeles & Orange County) Goal:

Contractor	1 st Tier Zip Codes	2 nd Tier Zip Codes	3 rd Tier Zip Codes
Demolition Specialists, Inc.	0%	0%	17%
JA Lynch Masonry, Inc.	0%	15%	39%
J & C Environmental	0%	0%	0%

Disadvantaged/Veteran workers (10% Goal): **Currently 10%**

Total Project Hours: 12,554

Total Disadvantaged Hours: 0

Total Veteran Hours: 1,294

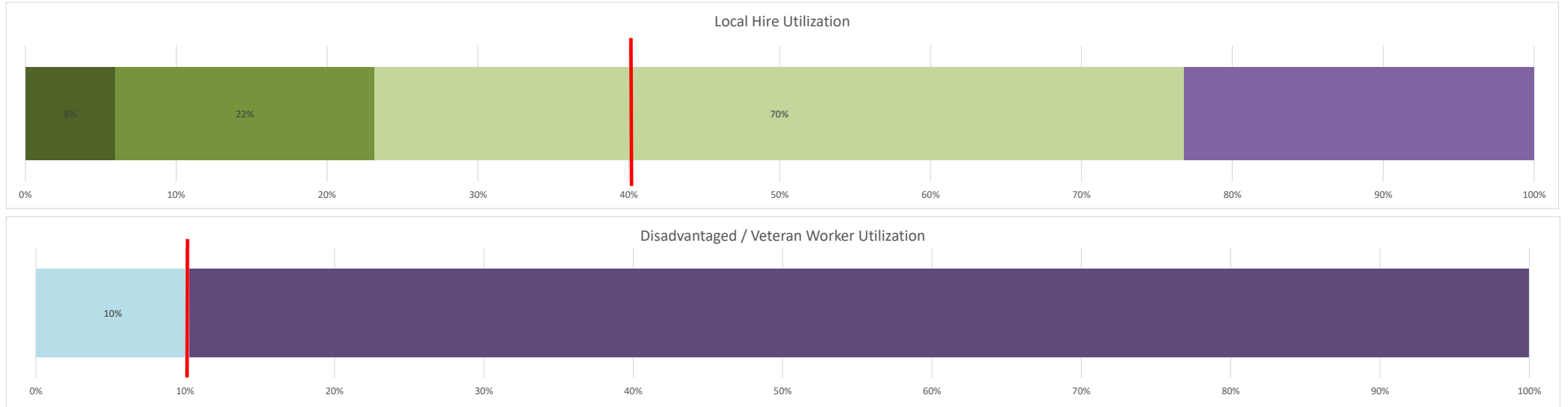
Contractors who are working toward and exceeding the **PLA Disadvantaged/Veteran goal of 10%**: *(percentages reflect workers who are verified as Disadvantaged or Veteran for the hours performed by each contractor)*

- Klassic Engineering & Construction, Inc.: 17%
- Abdellatif Enterprises: 1%
- JA Lynch Masonry, Inc.: 23%

The remaining contractors working on this project have 0% verified worker hours that count toward the 10% PLA Disadvantaged / Veteran goal *(percentages reflect workers who are verified as Disadvantaged by Pacific Gateway Workforce Investment Network and Veterans verified by Parsons as per COLB PLA Section 3.5 (c)).*

We look forward to working with Klassic Engineering & Construction, Inc. toward the achievement of the City of Long Beach's PLA Local Hire and Disadvantaged/Veteran goal.

Project: City of Long Beach - Alamitos Beach Concession Building
 Prime: Klassic Engineering & Construction, Inc.



	LONG BEACH RESIDENT (1st Tier)			GATEWAY CITIES RESIDENT (2nd Tier)			LA/OC RESIDENT (3rd Tier) - includes Long Beach & Gateway Zip Codes			DISADVANTAGED (Verified by Pacific Gateway)*			VETERAN (Verified by Parsons)**			DISADVANTAGED / VETERAN			TOTAL	
	# Long Beach Worker	% Hours Long Beach Residents	Hours Long Beach	# Gateway Cities Worker	% Hours Gateway Residents	Hours Gateway Cities	# LA/OC Workers	% Hours LA/OC Residents	Hours LA/OC	# Disadvantaged Workers	% Hours Disadvantaged	Hours Disadvantaged	# Veteran Workers	% Hours Veteran	Hours Veteran	# Disadvantaged / Veteran Workers	% Hours Disadvantaged / Veteran	Hours Disadvantaged / Veteran	All Workers	Total Project Hours
Project Total	13	8%	976	22	22%	2801	108	70%	8768	0	0%	0	4	10%	1,294	4	10%	1294	148	12554
Klassic Engineering & Construction, Inc.	6	10%	670	5	20%	1316	30	66%	4324	0	0%	0	2	17%	1127	2	17%	1127	43	6547
Abdellatif Enterprises, Inc.	1	3%	88	5	34%	1087	20	79%	2501	0	0%	0	1	1%	24	1	1%	24	24	3152
Alliance Electric	1	31%	104	1	7%	25	4	95%	318	0	0%	0	0	0%	0	0	0%	0	5	334
Apex Fire Protection, Inc.	0	0%	0	0	0%	0	10	100%	258	0	0%	0	0	0%	0	0	0%	0	10	258
Demolition Specialist, Inc.	0	0%	0	0	0%	0	1	17%	21	0	0%	0	0	0%	0	0	0%	0	3	121
J & C Environmental	0	0%	0	0	0%	0	0	0%	0	0	0%	0	0	0%	0	0	0%	0	1	4
JA Lynch Masonry, Inc.	0	0%	0	1	15%	92	7	39%	244	0	0%	0	1	23%	143	1	23%	143	11	626
Karcher Insulation	0	0%	0	0	0%	0	1	100%	7	0	0%	0	0	0%	0	0	0%	0	1	7
KSU Corporation	0	0%	0	1	39%	104	4	86%	230	0	0%	0	0	0%	0	0	0%	0	8	266
La Tour Builders, Inc.	0	0%	0	0	0%	0	2	57%	294	0	0%	0	0	0%	0	0	0%	0	4	519
Marina Landscape	1	4%	8	0	0%	0	4	94%	171	0	0%	0	0	0%	0	0	0%	0	5	182
New Art Construction, Inc.	0	0%	0	0	0%	0	1	100%	7	0	0%	0	0	0%	0	0	0%	0	1	7
Simco Mechanical	0	0%	0	2	44%	40	5	100%	91	0	0%	0	0	0%	0	0	0%	0	5	91
Troyer Contracting, Inc.	1	13%	28	4	61%	132	7	81%	176	0	0%	0	0	0%	0	0	0%	0	8	216
Upland Contracting, Inc.	3	35%	78	3	2%	5	12	56%	126	0	0%	0	0	0%	0	0	0%	0	19	224

*Percentages reflect workers who are verified as Disadvantaged by Pacific Gateway Workforce Investment Network and Veterans verified by Parsons (per COLB PLA Section 3.5 (c))



Parsons Constructors Inc.

100 West Walnut Street • Pasadena, California 91124 • (626) 440-3000 • Fax: (626) 440-2516

Date: November 30, 2020

To: Jenny Deneva
American Landscape
jdeneva@americanlandscape.com

CC: Kelly Parkins, City of Long Beach
Sandy Palmer, City of Long Beach
Melissa Pyun, City of Long Beach
Brenda Cubillo, City of Long Beach
Don Maurer, Parsons
Rasien Connelly, Parsons
Dan Sloan, Parsons

From: Mandy Oelschlager, Parsons
Mandy.oelschlager@parsons.com

RE: Community Economic Development Efforts at the City of Long Beach
Project: Central Irrigation Renovation
Prime Contractor: American Landscape, Inc.
Attachment: Local Hire & Disadvantaged/Veteran Worker Report

In working toward meeting the City of Long Beach's PLA goals on the City of Long Beach Central Irrigation Renovation project, we are providing you with an update of the current percentages achieved by American Landscape, Inc. and its subcontractors.

We are highlighting those contractors who are exceeding the Local Hire and Disadvantaged/Veteran Goals and those who could use a boost in increasing their numbers. I've attached a summary report for your reference which includes all CPR data received through November 20, 2020.

Project overall Local Resident Goal (40% Goal):

- 1st Tier Zip Codes (Long Beach Zip Codes): Currently 1%
- 2nd Tier Zip Codes (Gateway Cities): Currently 5%
- 3rd Tier Zip Codes (Los Angeles & Orange County – includes Long Beach & Gateway Cities Zip Codes): Currently 72%

Contractors who have submitted CPRs that are currently *exceeding* the City of Long Beach PLA Local Hire Goal of 40% are as follows:

Contractor	1 st Tier Zip Codes	2 nd Tier Zip Codes	3 rd Tier Zip Codes
American Landscape, Inc.	1%	5%	72%

Disadvantaged/Veteran workers (10% Goal): **Currently 0.2%**

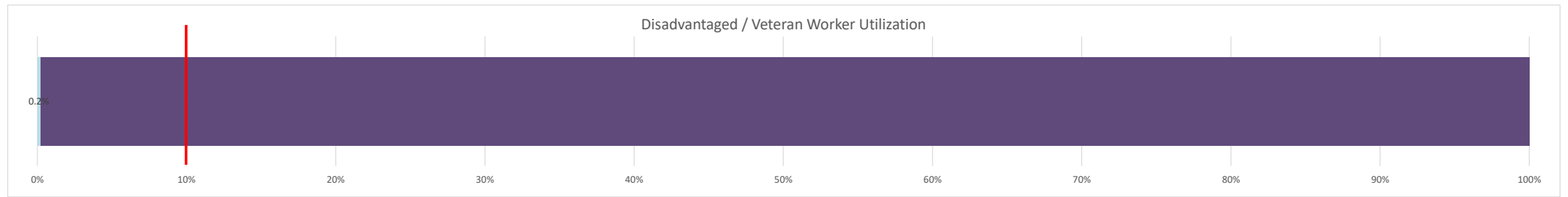
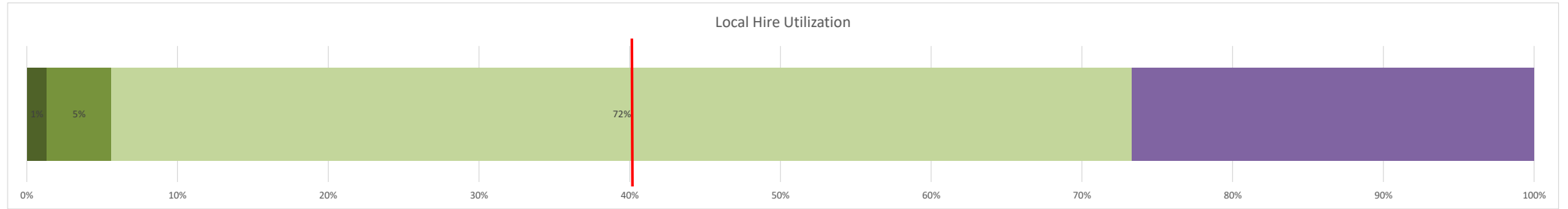
Total Project Hours: 3,959

Total Disadvantaged Hours: 8

Total Veteran Hours: 0

We look forward to working with American Landscape, Inc. toward the achievement of the City of Long Beach's PLA Local Hire and Disadvantaged/Veteran goal.

Project: City of Long Beach - Central Irrigation
 Prime: American Landscape



	LONG BEACH RESIDENT (1st Tier)			GATEWAY CITIES RESIDENT (2nd Tier)			LA/OC RESIDENT (3rd Tier) - includes Long Beach & Gateway Zip Codes			DISADVANTAGED (Verified by Pacific Gateway)*			VETERAN (Verified by Parsons)*			DISADVANTAGED / VETERAN			TOTAL	
	# Long Beach Worker	% Hours Long Beach Residents	Hours Long Beach	# Gateway Cities Worker	% Hours Gateway Residents	Hours Gateway Cities	# LA/OC Workers	% Hours LA/OC Residents	Hours LA/OC	# Disadvantaged Workers	% Hours Disadvantaged	Hours Disadvantaged	# Veteran Workers	% Hours Veteran	Hours Veteran	# Disadvantaged / Veteran Workers	% Hours Disadvantaged / Veteran	Hours Disadvantaged / Veteran	All Workers	Total Project Hours
Project Total	2	1%	56	2	5%	179	11	72%	2841	1	0.2%	8	0	0%	0	1	0.2%	8	13	3959
American Landscape	2	1%	56	2	5%	179	11	72%	2841	1	0%	8	0	0%	0	1	0.2%	8	13	3959

*Percentages reflect workers who are verified as Disadvantaged by Pacific Gateway Workforce Investment Network and Veterans verified by Parsons (per COLB PLA Section 3.5 (c))



Parsons Constructors Inc.

100 West Walnut Street • Pasadena, California 91124 • (626) 440-3000 • Fax: (626) 440-2516

Date: November 30, 2020

To: Bill Klorman
 WM Klorman Construction
 Bklorman@klorman.com

CC: David Kelly, Psomas
 Melissa Pyun, City of Long Beach
 Brenda Cubillo, City of Long Beach
 Don Maurer, Parsons
 Rasien Connelly, Parsons
 Dan Sloan, Parsons

From: Mandy Oelschlager, Parsons
 Mandy.oelschlager@parsons.com

RE: Community Economic Development Efforts at the City of Long Beach
Project: City of Long Beach Civic Center Parking Structure
Prime Contractor: WM Klorman Construction Corp.
Attachment: Local Hire & Disadvantaged/Veteran Worker Report

In working toward meeting the City of Long Beach's PLA goals on the City of Long Beach Civic Center Parking Structure project, we are providing you with an update of the current percentages achieved by WM Klorman Construction Corp and its subcontractors.

We are highlighting those contractors who are exceeding the Local Hire and Disadvantaged/Veteran Goals and those who could use a boost in increasing their numbers. I've attached a summary report for your reference which includes all CPR data received through November 20, 2020.

Project overall Local Resident Goal (40% Goal):

- 1st Tier Zip Codes (Long Beach Zip Codes): Currently 7%
- 2nd Tier Zip Codes (Gateway Cities): Currently 19%
- 3rd Tier Zip Codes (Los Angeles & Orange County – includes Long Beach & Gateway Cities Zip Codes): Currently 78%

Contractors who have submitted CPRs that are currently *exceeding* the City of Long Beach PLA Local Hire Goal of 40% are as follows:

Contractor	1 st Tier Zip Codes	2 nd Tier Zip Codes	3 rd Tier Zip Codes
WM Klorman	All Work Subcontracted		
Apollo Electric	0%	0%	75%
Calcoast Steel, Inc.	0%	0%	56%
California Fire Protection Sprinkler	0%	0%	100%
CA Signs	0%	0%	100%
Choice Drilling	0%	0%	100%
Condon Johnson & Associates, Inc.	0%	50%	71%
Don Brandel Plumbing, Inc.	0%	18%	100%
Ground Penetrating Radar Systems	100%	0%	100%



RE:	Community Economic Development Efforts through November 20, 2020
Project:	City of Long Beach Civic Center Parking Structure
Prime Contractor:	WM Klorman Construction Corp.

Contractor	1 st Tier Zip Codes	2 nd Tier Zip Codes	3 rd Tier Zip Codes
Hydraulic Crane LLC	13%	34%	81%
J's Pipeline	0%	0%	58%
JLS Concrete Pumping	14%	0%	78%
Masonry Concepts, Inc.	0%	27%	74%
Middle Earth Geo Testing	0%	50%	100%
Pacific Waterproofing	0%	0%	89%
Psomas	26%	68%	100%
Stantru Resources, Inc.	6%	21%	77%
Twining, Inc.	28%	3%	93%
Unified Inspection & Testing	0%	0%	100%
Wreck Age Demolition	14%	6%	91%

Contractors have submitted Certified Payroll Reports and who are **below 40%** of the PLA Local Hire (Los Angeles & Orange County) Goal:

Contractor	1 st Tier Zip Codes	2 nd Tier Zip Codes	3 rd Tier Zip Codes
J & B Engineers Surveyors	0%	0%	0%

Disadvantaged/Veteran workers (10% Goal): **Currently 3%**

Total Project Hours: 25,323

Total Disadvantaged Hours: 0

Total Veteran Hours: 720

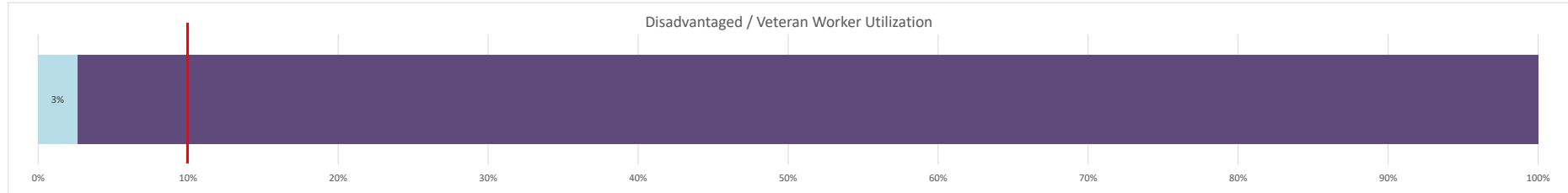
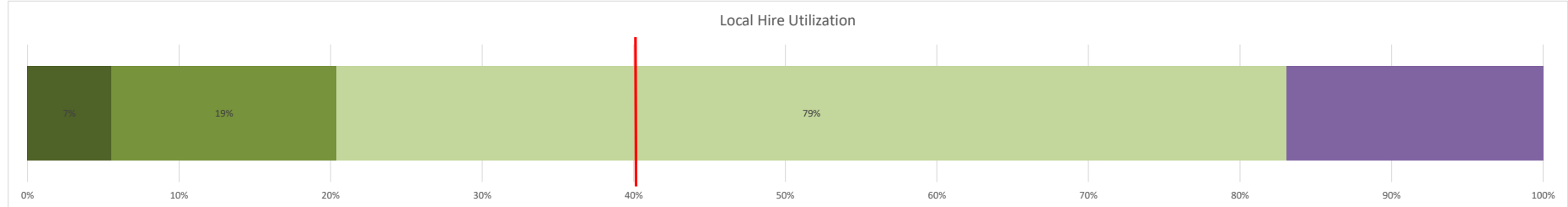
Contractors who are working toward and exceeding the **PLA Disadvantaged/Veteran goal of 10%**: *(percentages reflect workers who are verified as Disadvantaged or Veteran for the hours performed by each contractor)*

- Stantru Resources: 4%

The remaining contractors working on this project have 0% verified worker hours that count toward the 10% PLA Disadvantaged / Veteran goal *(percentages reflect workers who are verified as Disadvantaged by Pacific Gateway Workforce Investment Network and Veterans verified by Parsons).*

We look forward to working with WM Klorman Construction Corp. toward the achievement of the City of Long Beach's PLA Local Hire and Disadvantaged/Veteran goal.

Project: City of Long Beach - Civic Center Parking Structure
 Prime: WM Klorman Construction Corp.



	LONG BEACH RESIDENT (1st Tier)			GATEWAY CITIES RESIDENT (2nd Tier)			LA/OC RESIDENT (3rd Tier) - includes Long Beach & Gateway Zip Codes			DISADVANTAGED (Verified by Pacific Gateway)*			VETERAN (Verified by Parsons)*			DISADVANTAGED / VETERAN			TOTAL	
	# Long Beach Worker	% Hours Long Beach Residents	Hours Long Beach	# Gateway Cities Worker	% Hours Gateway Residents	Hours Gateway Cities	# LA/OC Workers	% Hours LA/OC Residents	Hours LA/OC	# Disadvantaged Workers	% Hours Disadvantaged	Hours Disadvantaged	# Veteran Workers	% Hours Veteran	Hours Veteran	# Disadvantaged / Veteran Workers	% Hours Disadvantaged / Veteran	Hours Disadvantaged / Veteran	All Workers	Total Project Hours
Project Total	19	7%	1506	40	19%	4039	197	79%	17034	0	0%	0	1	3%	568	1	3%	568	272	21640
WM Klorman Construction																				
Apollo Electric	1	0%	4	0	0%	0	6	69%	743	0	0%	0	0	0%	0	0	0%	0	13	1075
Calcoast Steel, Inc.	0	0%	0	0	0%	0	1	100%	8	0	0%	0	0	0%	0	0	0%	0	1	8
California Fire Protection Sprinkler Co.	0	0%	0	0	0%	0	2	100%	80	0	0%	0	0	0%	0	0	0%	0	2	80
CA Signs	0	0%	0	0	0%	0	2	100%	2	0	0%	0	0	0%	0	0	0%	0	2	2
Choice Drilling, Inc.	0	0%	0	0	0%	0	1	100%	15	0	0%	0	0	0%	0	0	0%	0	1	15
Condon Johnson & Associates, Inc.	0	0%	0	3	50%	154	6	71%	219	0	0%	0	0	0%	0	0	0%	0	8	310
Don Brandel Plumbing, Inc.	0	0%	0	2	18%	80	6	100%	433	0	0%	0	0	0%	0	0	0%	0	6	433
Ground Penetrating Radar Systems, LLC	1	100%	24	0	0%	0	1	100%	24	0	0%	0	0	0%	0	0	0%	0	1	24
Hydraulic Crane LLC	1	10%	9	1	32%	27	5	79%	67	0	0%	0	0	0%	0	0	0%	0	6	85
J & B Engineers Surveyors	0	0%	0	0	0%	0	0	0%	0	0	0%	0	0	0%	0	0	0%	0	1	14
J's Pipeline, Inc.	0	0%	0	0	0%	0	2	58%	15	0	0%	0	0	0%	0	0	0%	0	3	26
JLS Concrete Pumping	1	14%	25	0	0%	0	9	81%	144	0	0%	0	0	0%	0	0	0%	0	11	177
Masonry Concepts, Inc.	0	0%	0	5	25%	381	18	73%	1115	0	0%	0	0	0%	0	0	0%	0	25	1524
Middle Earth Geo Testing, Inc.	0	0%	0	1	50%	5	2	100%	9	0	0%	0	0	0%	0	0	0%	0	2	9
Pacific Waterproofing & Restoration, Inc.	0	0%	0	0	0%	0	1	50%	7	0	0%	0	0	0%	0	0	0%	0	2	13
Psomas	1	26%	23	4	68%	61	6	100%	90	0	0%	0	0	0%	0	0	0%	0	6	90
Stantru Resources, Inc.	7	6%	996	21	21%	3221	101	77%	12086	0	0%	0	1	4%	568	1	4%	568	149	15612
Twining, Inc.	2	33%	213	2	4%	27	16	95%	621	0	0%	0	0	0%	0	0	0%	0	19	651
Unified Inspection & Testing, Inc.	0	0%	0	0	0%	0	1	100%	16	0	0%	0	0	0%	0	0	0%	0	1	16
Wreck Age Demolition, Inc.	5	14%	212	1	6%	86	11	91%	1342	0	0%	0	0	0%	0	0	0%	0	13	1478

*Percentages reflect workers who are verified as Disadvantaged by Pacific Gateway Workforce Investment Network and Veterans verified by Parsons (per COLB PLA Section 3.5 (c))



Parsons Constructors Inc.

100 West Walnut Street • Pasadena, California 91124 • (626) 440-3000 • Fax: (626) 440-2516

Date: November 30, 2020

To: Jose Acosta
Swinerton Builders
jacosta@swinerton.com

CC: Edward Einem, Swinerton Builders
Lupe Navarro, Swinerton Builders
Virginia Mercado, Swinerton Builders
Richard Panos, Anser Advisory
Jared Kemp, Anser Advisory
Melissa Pyun, City of Long Beach
Stephanie Gunawan, City of Long Beach
Rasien Connelly, Parsons
Dan Sloan, Parsons
Don Maurer, Parsons

From: Mandy Oelschlager, Parsons
Mandy.oelschlager@parsons.com

RE: Community Economic Development Efforts at the City of Long Beach
Project: City of Long Beach Airport Terminal Improvements Phase II
Prime Contractor: Swinerton Builders
Attachment: Local Hire & Disadvantaged/Veteran Worker Report

In working toward meeting the City of Long Beach's PLA goals on the City of Long Beach Airport Terminal Improvements Phase II project, we are providing you with an update of the current percentages achieved by Swinerton Builders and its subcontractors.

We are highlighting those contractors who are exceeding the Local Hire and Disadvantaged/Veteran Goals and those who could use a boost in increasing their numbers. I've attached a summary report for your reference which includes all CPR data received through November 20, 2020.

Project overall Local Resident Goal (40% Goal):

- 1st Tier Zip Codes (Long Beach Zip Codes): Currently 7%
- 2nd Tier Zip Codes (Gateway Cities): Currently 25%
- 3rd Tier Zip Codes (Los Angeles & Orange County – includes Long Beach & Gateway Cities Zip Codes): Currently 81%

Contractors who have submitted CPRs that are currently *exceeding* the City of Long Beach PLA Local Hire Goal of 40% are as follows:

Contractor	1 st Tier Zip Codes	2 nd Tier Zip Codes	3 rd Tier Zip Codes
Swinerton	0%	15%	80%
Altitude, Inc.	48%	25%	100%
Baker Electric	25%	2%	98%
Bali Construction	0%	41%	89%
California Hi-Tech Flooring, Inc.	0%	25%	63%
Center Concrete Cutting	0%	0%	100%
Connor Concrete Cutting (JMH)	0%	100%	100%



RE: Community Economic Development Efforts through November 20, 2020
 Project: Long Beach Airport Terminal Phase II
 Prime Contractor: Swinerton Builders

Contractor	1 st Tier Zip Codes	2 nd Tier Zip Codes	3 rd Tier Zip Codes
Connor Concrete Cutting (Power1)	0%	64%	64%
Crown Fence	0%	25%	88%
Dinamic Mod Construction	0%	0%	48%
Environmental Construction	2%	18%	84%
Ethos Energy Field Services	0%	37%	97%
Foundation Service Corp.	19%	21%	86%
GGG Demolition, Inc.	1%	14%	85%
Gregg Electric, Inc.	49%	6%	62%
JLS Concrete Pumping	68%	0%	100%
JMH Engineering & Construction	15%	53%	97%
Kehoe Testing	27%	0%	100%
Leko Construction	0%	43%	77%
Marina Landscape	0%	0%	41%
Mike Zarp, Inc.	0%	0%	68%
Murray Company	0%	24%	59%
Myers & Sons Hi-Way Safety, Inc.	0%	0%	100%
Ondatje Plastering Contracting	0%	0%	50%
Penhall (sub to GGG Demo)	0%	0%	93%
Penhall (sub to Power One, LLC)	0%	23%	100%
Performance Contracting, Inc.	0%	0%	100%
Phoenix Landscape	0%	0%	40%
Power One	0%	18%	63%
Quality Production Services, Inc.	0%	33%	100%
Sasco	12%	71%	97%
Vertical Access, Inc.	0%	0%	100%

Contractors have submitted Certified Payroll Reports and who are **below 40%** of the PLA Local Hire (Los Angeles & Orange County) Goal:

Contractor	1 st Tier Zip Codes	2 nd Tier Zip Codes	3 rd Tier Zip Codes
Architectural Design & Signs	0%	0%	0%
Badger Daylighting Corp.	0%	0%	0%
Boston Barricade	0%	0%	0%
C Below	0%	0%	32%
Geoboden	0%	0%	34%
Green Vista Landscape	0%	0%	0%
Pavement Recycling Systems	0%	0%	0%
Penhall (sub to Murray Company)	0%	0%	0%
Quality Reinforcing	0%	0%	0%
RJ Noble	0%	0%	28%

Disadvantaged/Veteran workers (10% Goal): **Currently 1%**
 Total Project Hours: 29,412
 Total Disadvantaged Hours: 0
 Total Veteran Hours: 327



RE: Community Economic Development Efforts through November 20, 2020

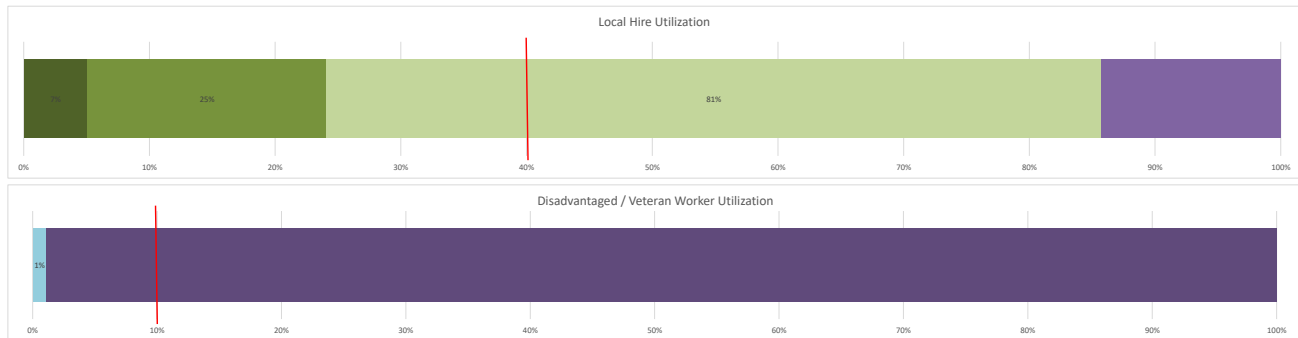
Project: Long Beach Airport Terminal Phase II
Prime Contractor: Swinerton Builders

Contractors who are working toward and exceeding the **PLA Disadvantaged/Veteran goal of 10%**:
(percentages reflect workers who are verified as Disadvantaged or Veteran for the hours performed by each contractor)

- Bali Construction: 7%
- Foundation Service: 14%
- Murray Company: 2%

The remaining contractors working on this project have 0% verified worker hours that count toward the 10% PLA Disadvantaged / Veteran goal *(percentages reflect workers who are verified as Disadvantaged by Pacific Gateway Workforce Investment Network and Veterans verified by Parsons)*.

We look forward to working with Swinerton Builders toward the achievement of the City of Long Beach's PLA Local Hire and Disadvantaged/Veteran goal.



	LONG BEACH RESIDENT (1st Tier)			GATEWAY CITIES RESIDENT (2nd Tier)			LA/OC RESIDENT (3rd Tier) - Includes Long Beach & Gateway Zip Codes			DISADVANTAGED (Verified by Pacific Gateway)*			VETERAN (Verified by Parsons)*			DISADVANTAGED / VETERAN			TOTAL	
	# Long Beach Worker	% Hours Long Beach Residents	Hours Long Beach	# Gateway Cities Worker	% Hours Gateway Residents	Hours Gateway Cities	# LA/OC Workers	% Hours LA/OC Resident	Hours LA/OC	# Disadvantaged Workers	% Hours Disadvantaged	Hours Disadvantaged	# Veteran Workers	% Hours Veteran	Hours Veteran	# Disadvantaged / Veteran Workers	% Hours Disadvantaged / Veteran	Hours Disadvantaged / Veteran	All Workers	Total Project Hours
Project Total	22	7%	1967	80	25%	7370	285	81%	23869	0	0%	0	3	1.1%	327	3	1%	327	427	29412
Swinerton	0	0%	0	9	15%	530	23	80%	2826	0	0%	0	0	0%	0	0	0%	0	32	3531
Altitude, Inc.	8	48%	144	3	25%	75	15	100%	299	0	0%	0	0	0%	0	0	0%	0	15	299
Architectural Design and Signs	0	0%	0	0	0%	0	0	0%	0	0	0%	0	0	0%	0	0	0%	0	4	40
Badger Daylighting Corp.	0	0%	0	0	0%	0	0	0%	0	0	0%	0	0	0%	0	0	0%	0	1	6
Bali Construction, Inc.	0	0%	0	10	41%	1268	26	89%	2754	0	0%	0	1	7%	211	1	7%	211	39	3105
Baker Electric	2	25%	933	1	2%	64	8	98%	3641	0	0%	0	0	0%	0	0	0%	0	10	3722
Boston Barricade	0	0%	0	0	0%	0	0	0%	0	0	0%	0	0	0%	0	0	0%	0	10	117
C Below	0	0%	0	0	0%	0	3	32%	57	0	0%	0	0	0%	0	0	0%	0	8	175
California Hi-Tech Flooring, Inc.	0	0%	0	1	25%	16	3	63%	40	0	0%	0	0	0%	0	0	0%	0	6	64
Center Concrete Cutting, Inc.	0	0%	0	0	0%	0	1	100%	4	0	0%	0	0	0%	0	0	0%	0	1	4
Connor Concrete Cutting & Coring (JMH)	0	0%	0	1	100%	50	1	100%	50	0	0%	0	0	0%	0	0	0%	0	1	50
Connor Concrete Cutting & Coring (Power One)	0	0%	0	1	64%	7	1	64%	7	0	0%	0	0	0%	0	0	0%	0	2	11
Crown Fence	0	0%	0	8	25%	220	21	88%	765	0	0%	0	0	0%	0	0	0%	0	26	867
Dinamic Mod Construction	0	0%	0	0	0%	0	3	48%	88	0	0%	0	0	0%	0	0	0%	0	6	184
Environmental Construction Group, Inc.	1	2%	53	7	18%	503	24	84%	2368	0	0%	0	0	0%	0	0	0%	0	28	2816
Ethos Energy Field Services	0	0%	0	2	37%	181	6	97%	469	0	0%	0	0	0%	0	0	0%	0	8	483
Foundation Service Corp.	1	19%	56	1	21%	60	4	86%	247	0	0%	0	1	14%	42	1	14%	42	5	289
Geoboden	0	0%	0	0	0%	0	1	34%	18	0	0%	0	0	0%	0	0	0%	0	3	53
GGG Demolition, Inc.	2	1%	24	8	14%	229	29	85%	1421	0	0%	0	0	0%	0	0	0%	0	38	1677
Greag Electric, Inc.	1	49%	141	1	6%	16	3	62%	181	0	0%	0	0	0%	0	0	0%	0	4	290
Green Vista Landscape	0	0%	0	0	0%	0	0	0%	0	0	0%	0	0	0%	0	0	0%	0	2	16
JLS Concrete Pumping	1	68%	24	0	0%	0	3	100%	35	0	0%	0	0	0%	0	0	0%	0	3	35
JMH Engineering & Construction	4	15%	293	6	53%	1050	13	97%	1921	0	0%	0	0	0%	0	0	0%	0	15	1971
Kehoe Testing	1	27%	6	0	0%	0	3	100%	22	0	0%	0	0	0%	0	0	0%	0	3	22
Leko Construction, Inc.	0	0%	0	2	43%	80	4	77%	144	0	0%	0	0	0%	0	0	0%	0	5	188
Marina Landscape, Inc.	0	0%	0	0	0%	0	3	41%	17	0	0%	0	0	0%	0	0	0%	0	6	41
Mike Zep, Inc. sub to Swinerton	0	0%	0	0	0%	0	6	68%	229	0	0%	0	0	0%	0	0	0%	0	13	335
Murray Company	0	0%	0	5	24%	1006	20	59%	2521	0	0%	0	1	2%	74	1	2%	74	37	4241
Myers & Sons Hi-Way Safety, Inc.	0	0%	0	0	0%	0	2	100%	30	0	0%	0	0	0%	0	0	0%	0	2	30
Ondatje Plastering Contracting	0	0%	0	0	0%	0	1	50%	19	0	0%	0	0	0%	0	0	0%	0	2	38
Pavement Recycling Systems	0	0%	0	0	0%	0	0	0%	0	0	0%	0	0	0%	0	0	0%	0	1	9
Penhall sub to GGG Demolition	0	0%	0	0	0%	0	5	93%	97	0	0%	0	0	0%	0	0	0%	0	6	104
Penhall sub to Murray Company	0	0%	0	0	0%	0	0	0%	0	0	0%	0	0	0%	0	0	0%	0	1	4
Penhall sub to Power One, LLC	0	0%	0	1	23%	8	2	100%	36	0	0%	0	0	0%	0	0	0%	0	2	36
Performance Contracting, Inc.	0	0%	0	0	0%	0	2	100%	61	0	0%	0	0	0%	0	0	0%	0	2	61
Phoenix Landscape	0	0%	0	0	0%	0	2	40%	10	0	0%	0	0	0%	0	0	0%	0	4	25
Power One, LLC	0	0%	0	3	18%	311	16	63%	1081	0	0%	0	0	0%	0	0	0%	0	27	1718
Quality Production Services, Inc.	0	0%	0	2	33%	19	6	100%	57	0	0%	0	0	0%	0	0	0%	0	6	57
Quality Reinforcing	0	0%	0	0	0%	0	0	0%	0	0	0%	0	0	0%	0	0	0%	0	13	241
RJ Noble	0	0%	0	0	0%	0	2	28%	16	0	0%	0	0	0%	0	0	0%	0	5	57
Sisco	1	17%	293	8	71%	1678	20	97%	2318	0	0%	0	0	0%	0	0	0%	0	22	2380
Vertical Access, Inc.	0	0%	0	0	0%	0	2	100%	24	0	0%	0	0	0%	0	0	0%	0	3	24

*Percentages reflect workers who are verified as Disadvantaged by Pacific Gateway Workforce Investment Network and Veterans verified by Parsons (per COLB PLA Section 3.5 (c))



Parsons Constructors Inc.

100 West Walnut Street • Pasadena, California 91124 • (626) 440-3000 • Fax: (626) 440-2516

Date: November 30, 2020

To: Tom Luby
General Consolidated Constructors
tom@gcc-inc.us

CC: Karina Chavez, General Consolidated
Michelle Harati, Harati Solutions
Tony Resendez, City of Long Beach
Melissa Pyun, City of Long Beach
Dan Sloan, Parsons
Don Maurer, Parsons
Rasien Connelly, Parsons

From: Mandy Oelschlager, Parsons
Mandy.oelschlager@parsons.com

RE: Community Economic Development Efforts at the City of Long Beach
Project: Granada / Junipero Beach Concession Renovations & Site Improvements
Prime Contractor: General Consolidated Constructors
Attachment: Local Hire & Disadvantaged/Veteran Worker Report

In working toward meeting the City of Long Beach's PLA goals on the City of Long Beach Granada / Junipero Beach Concession Renovations and Site Improvements project, we are providing you with an update of the current percentages achieved by General Consolidated Constructors and its subcontractors.

We are highlighting those contractors who are exceeding the Local Hire and Disadvantaged/Veteran Goals and those who could use a boost in increasing their numbers. I've attached a summary report for your reference which includes all CPR data received through November 20, 2020.

This project is funded with Tidelands funds, therefore the COLB, PLA Article 3, Section 3.5(a)(1) is applicable. “Where Project Work is funded in full or in part by the State of California Tidelands funds, the term Local Resident, as used in this section shall mean an individual whose primary place of residence is within the Counties of Los Angeles or Orange”.

Project overall Local Resident Goal (40% Goal):

- 3rd Tier Zip Codes (Los Angeles & Orange County – includes Long Beach & Gateway Cities Zip Codes): Currently 78%
- 1st Tier Zip Codes: (Long Beach Zip Codes): Currently 20%
- 2nd Tier Zip Codes (Gateway Cities): Currently 16%

Contractors who have submitted CPRs that are currently *exceeding* the City of Long Beach PLA Local Hire Goal of 40% are as follows:

Contractor	1 st Tier Zip Codes	2 nd Tier Zip Codes	3 rd Tier Zip Codes
General Consolidated Constructors	19%	18%	77%
Merli Concrete Pumping	33%	0%	100%
T.J. Janca Construction	37%	0%	100%



RE:	Community Economic Development Efforts through November 20, 2020
Project:	City of Long Beach Granada / Junipero Beach Concession
Prime Contractor:	General Consolidated Constructors

Contractors have submitted Certified Payroll Reports and who are **below 40%** of the PLA Local Hire (Los Angeles & Orange County) Goal:

Contractor	1 st Tier Zip Codes	2 nd Tier Zip Codes	3 rd Tier Zip Codes
Big Bear Electric	0%	10%	0%
On Point Land Surveying	0%	0%	0%

Disadvantaged/Veteran workers (10% Goal): **Currently 5%**

Total Project Hours: 4,784

Total Disadvantaged Hours: 0

Total Veteran Hours: 257

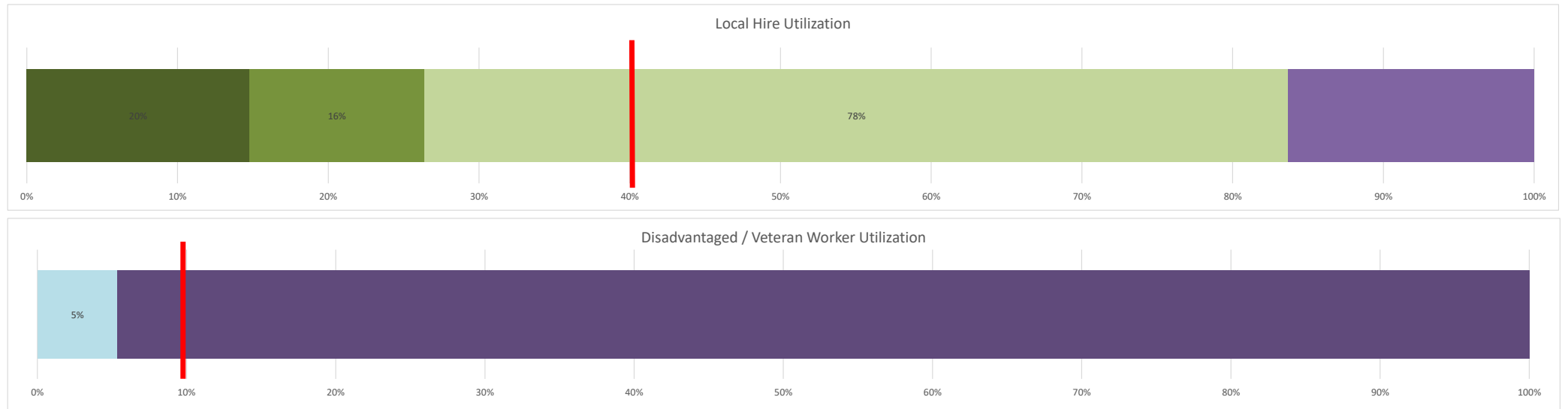
Contractors who are working toward and exceeding the **PLA Disadvantaged/Veteran goal of 10%**: *(percentages reflect workers who are verified as Disadvantaged or Veteran for the hours performed by each contractor)*

- General Consolidated Constructors: 6%

The remaining contractors working on this project have 0% verified worker hours that count toward the 10% PLA Disadvantaged / Veteran goal *(percentages reflect workers who are verified as Disadvantaged by Pacific Gateway Workforce Investment Network and Veterans verified by Parsons as per COLB PLA Section 3.5 (c)).*

We look forward to working with General Consolidated Constructors toward the achievement of the City of Long Beach's PLA Local Hire and Disadvantaged/Veteran goal.

Project: City of Long Beach - Granada / Junipero Beach Concession Renovations & Site Improvements
Prime: General Consildated Constructors



	LONG BEACH RESIDENT (1st Tier)			GATEWAY CITIES RESIDENT (2nd Tier)			LA/OC RESIDENT (3rd Tier) - includes Long Beach & Gateway Zip Codes			DISADVANTAGED (Verified by Pacific Gateway)*			VETERAN (Verified by Parsons)*			DISADVANTAGED / VETERAN			TOTAL	
	# Long Beach Worker	% Hours Long Beach Residents	Hours Long Beach	# Gateway Cities Worker	% Hours Gateway Residents	Hours Gateway Cities	# LA/OC Workers	% Hours LA/OC Residents	Hours LA/OC	# Disadvantaged Workers	% Hours Disadvantaged	Hours Disadvantaged	# Veteran Workers	% Hours Veteran	Hours Veteran	# Disadvantaged / Veteran Workers	% Hours Disadvantaged / Veteran	Hours Disadvantaged / Veteran	All Workers	Total Project Hours
Project Total	12	20%	960	9	16%	755	49	78%	3725	0	0%	0	1	5%	257	1	5%	257	60	4784
General Consildated Constructors	9	19%	799	9	18%	755	39	77%	3290	0	0%	0	1	6%	257	1	6%	257	46	4290
Big Bear Electric	0	0%	0	0	0%	0	0	0%	0	0	0%	0	0	0%	0	0	0%	0	3	31
Merli Concrete Pumping	1	33%	8	0	0%	0	3	100%	24	0	0%	0	0	0%	0	0	0%	0	3	24
On Point Land Surveying, Inc.	0	0%	0	0	0%	0	0	0%	0	0	0%	0	0	0%	0	0	0%	0	1	29
TJ Janca Construction	2	37%	153	0	0%	0	7	100%	411	0	0%	0	0	0%	0	0	0%	0	7	411

*Percentages refer to workers who are verified as Disadvantaged by Pacific Gateway Workforce Investment Network and Veterans verified by Parsons (per COLB PLA Section 3.5 (c))