



Parsons Constructors Inc.

100 West Walnut Street • Pasadena, California 91124 • (626) 440-3000 • Fax: (626) 440-2516

Date: May 26, 2021

To: Kevin Shirali
Klassic Engineering & Construction
klassicplans@gmail.com

CC: Gina Tak, Klassic Engineering
Dino D’Emilia, Ardurra
Dustin Blackwell, Ardurra
Angelica Dominguez, City of Long Beach
Tony Resendez, City of Long Beach
Melissa Pyun, City of Long Beach
Dan Sloan, Parsons

From: Tara Neumann, Parsons
Tara.Neumann@parsons.com

RE: Community Economic Development Efforts at the City of Long Beach
Project: City of Long Beach Alamitos Beach Concession Building
Prime Contractor: Klassic Engineering & Construction, Inc.
Attachment: Local Hire & Disadvantaged/Veteran Worker Report

In working toward meeting the City of Long Beach's PLA goals on the City of Long Beach Alamitos Beach Concession Building project, we are providing you with an update of the current percentages achieved by Klassic Engineering & Construction, Inc. and its subcontractors.

We are highlighting those contractors who are exceeding the Local Hire and Disadvantaged/Veteran Goals and those who could use a boost in increasing their numbers. I've attached a summary report for your reference which includes all CPR data received through May 20, 2021.

This project is funded with Tidelands funds, therefore the COLB, PLA Article 3, Section 3.5(a)(1) is applicable. “Where Project Work is funded in full or in part by the State of California Tidelands funds, the term Local Resident, as used in this section shall mean an individual whose primary place of residence is within the Counties of Los Angeles or Orange”.

Project overall Local Resident Goal (40% Goal):

- 3rd Tier Zip Codes (Los Angeles & Orange County – includes Long Beach & Gateway Cities Zip Codes): Currently 69%
- 1st Tier Zip Codes: (Long Beach Zip Codes): Currently 8%
- 2nd Tier Zip Codes (Gateway Cities): Currently 22%

Contractors who have submitted CPRs that are currently *exceeding* the City of Long Beach PLA Local Hire Goal of 40% are as follows:

Contractor	1 st Tier Zip Codes	2 nd Tier Zip Codes	3 rd Tier Zip Codes
Klassic Engineering & Construction	10%	18%	64%
Abdellatif Enterprises, Inc.	3%	34%	79%
Alliance Electric	25%	5%	97%
Apex Fire Protection, Inc.	9%	0%	100%
Karcher Insulation	0%	0%	100%
Koppl Pipeline Services	0%	0%	100%



RE:	Community Economic Development Efforts through May 20, 2021
Project:	City of Long Beach Alamitos Beach Concession Building
Prime Contractor:	Klassic Engineering & Construction, Inc.

Contractor	1 st Tier Zip Codes	2 nd Tier Zip Codes	3 rd Tier Zip Codes
KSU Corporation	0%	39%	84%
La Tour Builders, Inc.	0%	0%	60%
Marina Landscape	3%	0%	86%
New Art Construction, Inc.	0%	0%	100%
Schindler Elevator Corp.	0%	0%	50%
Simco Mechanical	0%	36%	100%
Troyer Contracting, Inc.	7%	43%	81%
Upland Contracting, Inc.	35%	2%	56%

Contractors have submitted Certified Payroll Reports and who are **below 40%** of the PLA Local Hire (Los Angeles & Orange County) Goal:

Contractor	1 st Tier Zip Codes	2 nd Tier Zip Codes	3 rd Tier Zip Codes
Demolition Specialists, Inc.	0%	0%	17%
JA Lynch Masonry, Inc.	0%	15%	39%
J & C Environmental	0%	0%	0%
Superior Door	0%	17%	17%

Disadvantaged/Veteran workers (10% Goal): **Currently 8%**

Total Project Hours: 15,866
 Total Disadvantaged Hours: 0
 Total Veteran Hours: 1,294

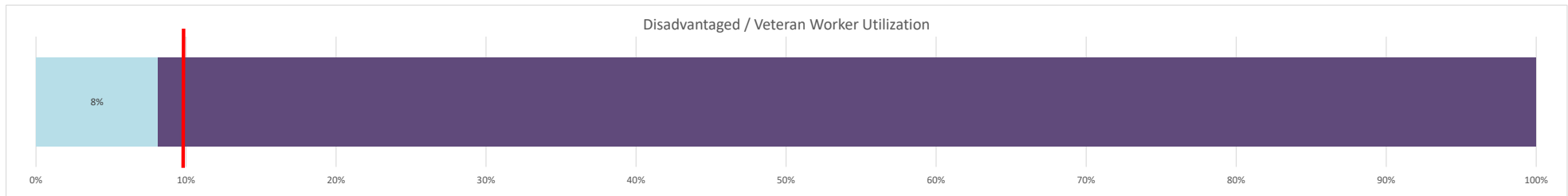
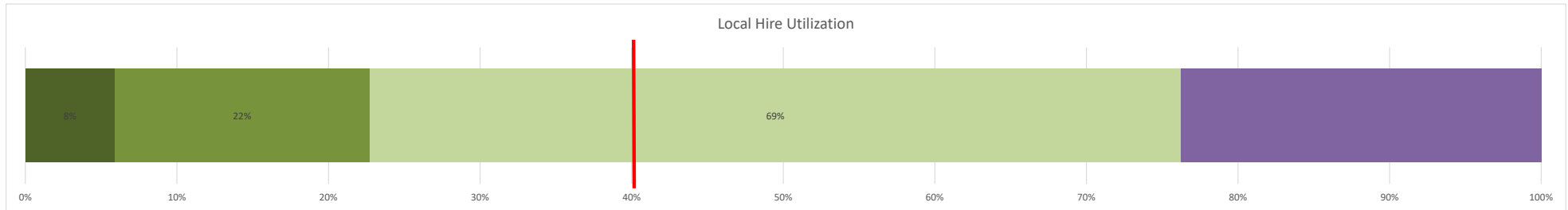
Contractors who are working toward and exceeding the **PLA Disadvantaged/Veteran goal of 10%**: *(percentages reflect workers who are verified as Disadvantaged or Veteran for the hours performed by each contractor)*

- Klassic Engineering & Construction, Inc.: 14%
- Abdellatif Enterprises: 1%
- JA Lynch Masonry, Inc.: 23%

The remaining contractors working on this project have 0% verified worker hours that count toward the 10% PLA Disadvantaged / Veteran goal *(percentages reflect workers who are verified as Disadvantaged by Pacific Gateway Workforce Investment Network and Veterans verified by Parsons as per COLB PLA Section 3.5 (c)).*

We look forward to working with Klassic Engineering & Construction, Inc. toward the achievement of the City of Long Beach's PLA Local Hire and Disadvantaged/Veteran goal.

Project: City of Long Beach - Alamitos Beach Concession Building
 Prime: Klassic Engineering & Construction, Inc.



	LONG BEACH RESIDENT (1st Tier)			GATEWAY CITIES RESIDENT (2nd Tier)			LA/OC RESIDENT (3rd Tier) - includes Long Beach & Gateway Zip Codes			DISADVANTAGED (Verified by Pacific Gateway)*			VETERAN (Verified by Parsons)*			DISADVANTAGED / VETERAN			TOTAL	
	# Long Beach Worker	% Hours Long Beach Residents	Hours Long Beach	# Gateway Cities Worker	% Hours Gateway Residents	Hours Gateway Cities	# LA/OC Workers	% Hours LA/OC Residents	Hours LA/OC	# Disadvantaged Workers	% Hours Disadvantaged	Hours Disadvantaged	# Veteran Workers	% Hours Veteran	Hours Veteran	# Disadvantaged / Veteran Workers	% Hours Disadvantaged / Veteran	Hours Disadvantaged / Veteran	All Workers	Total Project Hours
Project Total	18	8%	1209	30	22%	3460	149	69%	10987	0	0%	0	4	8%	1,294	4	8%	1294	201	15866
Klassic Engineering & Construction, Inc.	8	10%	788	7	18%	1412	45	64%	5057	0	0%	0	2	14%	1127	2	14%	1127	58	7917
Abdellatif Enterprises, Inc.	1	3%	88	5	34%	1087	20	79%	2501	0	0%	0	1	1%	24	1	1%	24	24	3152
Alliance Electric	2	25%	120	1	5%	25	6	97%	459	0	0%	0	0	0%	0	0	0%	0	7	475
Apex Fire Protection, Inc.	1	9%	24	0	0%	0	10	100%	258	0	0%	0	0	0%	0	0	0%	0	10	258
Demolition Specialist, Inc.	0	0%	0	0	0%	0	1	17%	21	0	0%	0	0	0%	0	0	0%	0	4	125
J & C Environmental	0	0%	0	0	0%	0	0	0%	0	0	0%	0	0	0%	0	0	0%	0	1	4
JA Lynch Masonry, Inc.	0	0%	0	1	15%	92	7	39%	244	0	0%	0	1	23%	143	1	23%	143	11	626
Karcher Insulation	0	0%	0	0	0%	0	1	100%	7	0	0%	0	0	0%	0	0	0%	0	1	7
Koppl Pipeline Services, Inc.	0	0%	0	0	0%	0	2	100%	6	0	0%	0	0	0%	0	0	0%	0	2	6
KSU Corporation	0	0%	0	1	39%	144	4	84%	308	0	0%	0	0	0%	0	0	0%	0	9	369
La Tour Builders, Inc.	0	0%	0	0	0%	0	3	60%	378	0	0%	0	0	0%	0	0	0%	0	6	627
Marina Landscape	1	3%	8	0	0%	0	7	86%	231	0	0%	0	0	0%	0	0	0%	0	10	270
New Art Construction, Inc.	0	0%	0	0	0%	0	1	100%	7	0	0%	0	0	0%	0	0	0%	0	1	7
Schindler Elevator Corporation	0	0%	0	0	0%	0	1	50%	56	0	0%	0	0	0%	0	0	0%	0	2	112
Simco Mechanical	0	0%	0	2	36%	40	7	100%	112	0	0%	0	0	0%	0	0	0%	0	7	112
Superior Door	0	0%	0	1	17%	16	1	17%	16	0	0%	0	0	0%	0	0	0%	0	4	94
Troyer Contracting, Inc.	2	7%	103	9	43%	639	21	81%	1200	0	0%	0	0	0%	0	0	0%	0	25	1482
Upland Contracting, Inc.	3	35%	78	3	2%	5	12	56%	126	0	0%	0	0	0%	0	0	0%	0	19	224

*Percentages reflect workers who are verified as Disadvantaged by Pacific Gateway Workforce Investment Network and Veterans verified by Parsons (per COLB PLA Section 3.5 (c))



Parsons Constructors Inc.

100 West Walnut Street • Pasadena, California 91124 • (626) 440-3000 • Fax: (626) 440-2516

Date: May 26, 2021

To: Jenny Deneva
American Landscape
jdeneva@americanlandscape.com

CC: Kelly Parkins, City of Long Beach
Melissa Pyun, City of Long Beach
Rasien Connelly, Parsons
Dan Sloan, Parsons

From: Tara Neumann, Parsons
Tara.Neumann@parsons.com

RE: Community Economic Development Efforts at the City of Long Beach
Project: Central Irrigation Renovation
Prime Contractor: American Landscape, Inc.
Attachment: Local Hire & Disadvantaged/Veteran Worker Report

In working toward meeting the City of Long Beach's PLA goals on the City of Long Beach Central Irrigation Renovation project, we are providing you with an update of the current percentages achieved by American Landscape, Inc. and its subcontractors.

We are highlighting those contractors who are exceeding the Local Hire and Disadvantaged/Veteran Goals and those who could use a boost in increasing their numbers. I've attached a summary report for your reference which includes all CPR data received through May 20, 2021.

Project overall Local Resident Goal (40% Goal):

- 1st Tier Zip Codes (Long Beach Zip Codes): Currently 8%
- 2nd Tier Zip Codes (Gateway Cities): Currently 3%
- 3rd Tier Zip Codes (Los Angeles & Orange County – includes Long Beach & Gateway Cities Zip Codes): Currently 80%

Contractors who have submitted CPRs that are currently *exceeding* the City of Long Beach PLA Local Hire Goal of 40% are as follows:

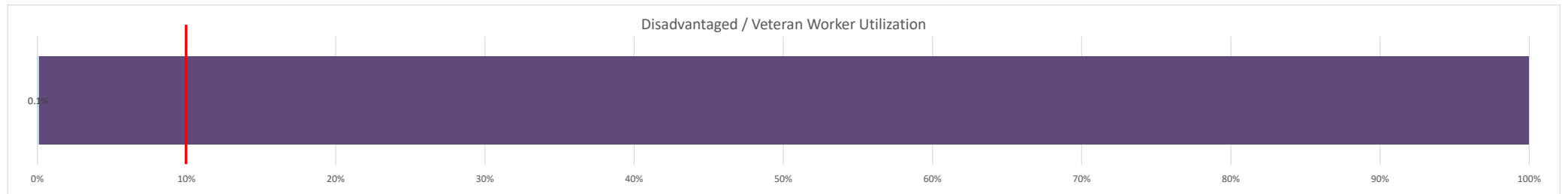
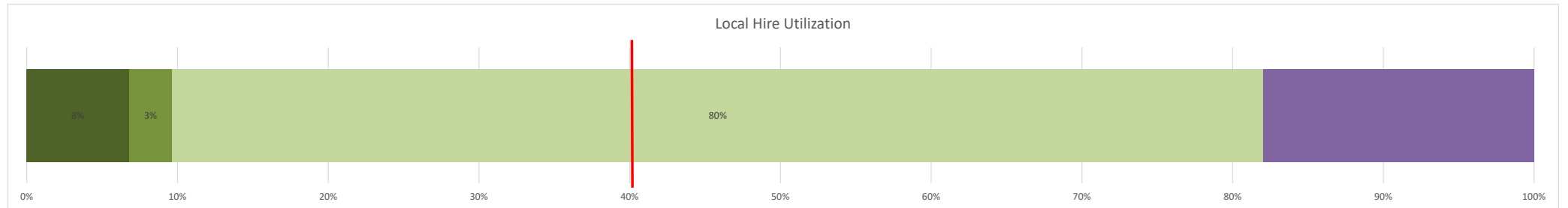
Contractor	1 st Tier Zip Codes	2 nd Tier Zip Codes	3 rd Tier Zip Codes
American Landscape, Inc.	8%	3%	80%

Disadvantaged/Veteran workers (10% Goal): **Currently 0.1%**

Total Project Hours: 5,622
Total Disadvantaged Hours: 8
Total Veteran Hours: 0

We look forward to working with American Landscape, Inc. toward the achievement of the City of Long Beach's PLA Local Hire and Disadvantaged/Veteran goal.

Project: City of Long Beach - Central Irrigation
 Prime: American Landscape



	LONG BEACH RESIDENT (1st Tier)			GATEWAY CITIES RESIDENT (2nd Tier)			LA/OC RESIDENT (3rd Tier) - includes Long Beach & Gateway Zip Codes			DISADVANTAGED (Verified by Pacific Gateway)*			VETERAN (Verified by Parsons)*			DISADVANTAGED / VETERAN			TOTAL	
	# Long Beach Worker	% Hours Long Beach Residents	Hours Long Beach	# Gateway Cities Worker	% Hours Gateway Residents	Hours Gateway Cities	# LA/OC Workers	% Hours LA/OC Residents	Hours LA/OC	# Disadvantaged Workers	% Hours Disadvantaged	Hours Disadvantaged	# Veteran Workers	% Hours Veteran	Hours Veteran	# Disadvantaged / Veteran Workers	% Hours Disadvantaged / Veteran	Hours Disadvantaged / Veteran	All Workers	Total Project Hours
Project Total	2	8%	422	2	3%	179	12	80%	4504	1	0.1%	8	0	0%	0	1	0.1%	8	14	5622
American Landscape	2	8%	422	2	3%	179	12	80%	4504	1	0%	8	0	0%	0	1	0.1%	8	14	5622

*Percentages reflect workers who are verified as Disadvantaged by Pacific Gateway Workforce Investment Network and Veterans verified by Parsons (per COLB PLA Section 3.5 (c))



Parsons Constructors Inc.

100 West Walnut Street • Pasadena, California 91124 • (626) 440-3000 • Fax: (626) 440-2516

Date: May 26, 2021

To: Bill Klorman
WM Klorman Construction
Bklorman@klorman.com

CC: David Kelly, Psomas
Melissa Pyun, City of Long Beach
Brenda Cubillo, City of Long Beach
Rasien Connelly, Parsons
Dan Sloan, Parsons

From: Tara Neumann, Parsons
Tara.Neumann@parsons.com

RE: Community Economic Development Efforts at the City of Long Beach
Project: City of Long Beach Civic Center Parking Structure
Prime Contractor: WM Klorman Construction Corp.
Attachment: Local Hire & Disadvantaged/Veteran Worker Report

In working toward meeting the City of Long Beach's PLA goals on the City of Long Beach Civic Center Parking Structure project, we are providing you with an update of the current percentages achieved by WM Klorman Construction Corp and its subcontractors.

We are highlighting those contractors who are exceeding the Local Hire and Disadvantaged/Veteran Goals and those who could use a boost in increasing their numbers. I've attached a summary report for your reference which includes all CPR data received through May 20, 2021.

Project overall Local Resident Goal (40% Goal):

- 1st Tier Zip Codes (Long Beach Zip Codes): Currently 6%
- 2nd Tier Zip Codes (Gateway Cities): Currently 19%
- 3rd Tier Zip Codes (Los Angeles & Orange County – includes Long Beach & Gateway Cities Zip Codes): Currently 77%

Contractors who have submitted CPRs that are currently *exceeding* the City of Long Beach PLA Local Hire Goal of 40% are as follows:

Contractor	1 st Tier Zip Codes	2 nd Tier Zip Codes	3 rd Tier Zip Codes
WM Klorman	All Work Subcontracted		
Apollo Electric	0%	0%	78%
Cal Pac Sheet Metal, Inc.	0%	0%	84%
Calcoast Steel, Inc.	0%	0%	53%
California Fire Protection Sprinkler	0%	0%	100%
CA Signs	0%	0%	100%
Choice Drilling	0%	0%	100%
Condon Johnson & Associates, Inc.	0%	50%	71%
Don Brandel Plumbing, Inc.	0%	14%	100%
Ground Penetrating Radar Systems	100%	0%	100%



RE:	Community Economic Development Efforts through May 20, 2021
Project:	City of Long Beach Civic Center Parking Structure
Prime Contractor:	WM Klorman Construction Corp.

Contractor	1 st Tier Zip Codes	2 nd Tier Zip Codes	3 rd Tier Zip Codes
Hamilton Excavating, Inc.	0%	0%	100%
Hydraulic Crane LLC	13%	34%	81%
ISR Painting	0%	16%	100%
J's Pipeline	0%	0%	90%
JLS Concrete Pumping	14%	0%	72%
Masonry Concepts, Inc.	0%	24%	72%
Middle Earth Geo Testing	0%	50%	100%
Otis Elevator Company	0%	0%	80%
Pacific Waterproofing	0%	0%	65%
Precision Doors & Millwork	0%	0%	100%
Psomas	23%	62%	100%
RD Systems Inc.	0%	52%	100%
Stantru Resources, Inc.	6%	24%	75%
Twining, Inc.	25%	3%	86%
Unified Inspection & Testing	0%	0%	100%
Westco Service Company	0%	6%	100%
Wreck Age Demolition	14%	6%	91%

Contractors have submitted Certified Payroll Reports and who are **below 40%** of the PLA Local Hire (Los Angeles & Orange County) Goal:

Contractor	1 st Tier Zip Codes	2 nd Tier Zip Codes	3 rd Tier Zip Codes
Doty Brothers Equipment	0%	4%	32%
J & B Engineers Surveyors	0%	0%	0%

Disadvantaged/Veteran workers (10% Goal): **Currently 4%**

Total Project Hours: 32,606

Total Disadvantaged Hours: 0

Total Veteran Hours: 1,142

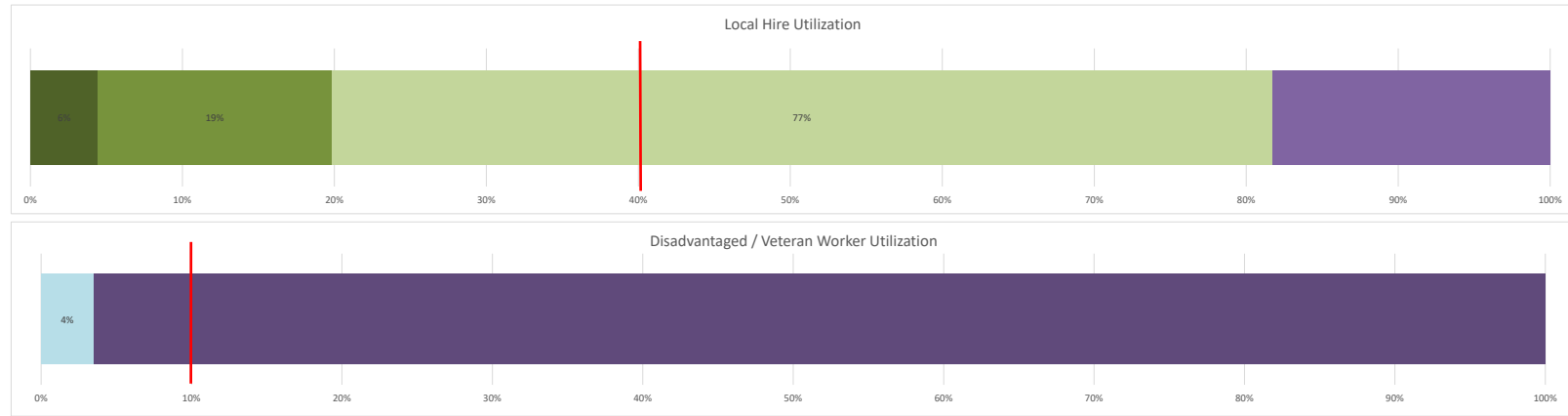
Contractors who are working toward and exceeding the **PLA Disadvantaged/Veteran goal of 10%**: *(percentages reflect workers who are verified as Disadvantaged or Veteran for the hours performed by each contractor)*

- Apollo Electric: 18%
- Stantru Resources: 3%
- Twining 3%

The remaining contractors working on this project have 0% verified worker hours that count toward the 10% PLA Disadvantaged / Veteran goal *(percentages reflect workers who are verified as Disadvantaged by Pacific Gateway Workforce Investment Network and Veterans verified by Parsons).*

We look forward to working with WM Klorman Construction Corp. toward the achievement of the City of Long Beach's PLA Local Hire and Disadvantaged/Veteran goal.

Project: City of Long Beach - Civic Center Parking Structure
 Prime: WM Klorman Construction Corp.



	LONG BEACH RESIDENT (1st Tier)			GATEWAY CITIES RESIDENT (2nd Tier)			LA/OC RESIDENT (3rd Tier) - includes Long Beach & Gateway Zip Codes			DISADVANTAGED (Verified by Pacific Gateway)*			VETERAN (Verified by Parsons)*			DISADVANTAGED / VETERAN			TOTAL	
	# Long Beach Worker	% Hours Long Beach Residents	Hours Long Beach	# Gateway Cities Worker	% Hours Gateway Residents	Hours Gateway Cities	# LA/OC Workers	% Hours LA/OC Residents	Hours LA/OC	# Disadvantaged Workers	% Hours Disadvantaged	Hours Disadvantaged	# Veteran Workers	% Hours Veteran	Hours Veteran	# Disadvantaged / Veteran Workers	% Hours Disadvantaged / Veteran	Hours Disadvantaged / Veteran	All Workers	Total Project Hours
Project Total	21	6%	1808	55	19%	6251	269	77%	25163	0	0%	0	3	4%	1,142	3	4%	1142	367	32606
WM Klorman Construction																				
Apollo Electric	1	0%	4	1	1%	16	8	78%	1654	0	0%	0	1	18%	374	1	18%	374	15	2114
Cal Pac Sheet Metal, Inc.	0	0%	0	0	0%	0	2	84%	21	0	0%	0	0	0%	0	0	0%	0	2	25
Calcoast Steel, Inc.	0	0%	0	1	1%	8	4	53%	296	0	0%	0	0	0%	0	0	0%	0	7	554
California Fire Protection Sprinkler Co.	0	0%	0	0	0%	0	3	100%	472	0	0%	0	0	0%	0	0	0%	0	3	472
CA Signs	0	0%	0	0	0%	0	5	100%	29	0	0%	0	0	0%	0	0	0%	0	5	29
Choice Drilling, Inc.	0	0%	0	0	0%	0	1	100%	15	0	0%	0	0	0%	0	0	0%	0	1	15
Condon Johnson & Associates, Inc.	0	0%	0	3	50%	154	6	71%	219	0	0%	0	0	0%	0	0	0%	0	8	310
Don Brandel Plumbing, Inc.	0	0%	0	4	14%	84	9	100%	605	0	0%	0	0	0%	0	0	0%	0	9	605
Doty Brothers Equipment	0	0%	0	1	4%	9	4	32%	70	0	0%	0	0	0%	0	0	0%	0	6	222
Ground Penetrating Radar Systems, LLC	1	100%	24	0	0%	0	1	100%	24	0	0%	0	0	0%	0	0	0%	0	1	24
Hamilton Excavating, Inc.	0	0%	0	0	0%	0	1	100%	56	0	0%	0	0	0%	0	0	0%	0	0	56
Hydraulic Crane LLC	1	13%	13	1	34%	32	5	81%	76	0	0%	0	0	0%	0	0	0%	0	6	94
ISR Painting & Wallcovering	0	0%	0	2	16%	74	9	100%	470	0	0%	0	0	0%	0	0	0%	0	9	470
J & B Engineers Surveyors	0	0%	0	0	0%	0	0	0%	0	0	0%	0	0	0%	0	0	0%	0	1	14
J's Pipeline, Inc.	0	0%	0	0	0%	0	4	90%	251	0	0%	0	0	0%	0	0	0%	0	5	278
JLS Concrete Pumping	1	14%	39	0	0%	0	10	72%	194	0	0%	0	0	0%	0	0	0%	0	15	268
Masonry Concepts, Inc.	0	0%	0	6	24%	534	25	72%	1584	0	0%	0	0	0%	0	0	0%	0	34	2190
Middle Earth Geo Testing, Inc.	0	0%	0	1	50%	5	2	100%	9	0	0%	0	0	0%	0	0	0%	0	2	9
Otis Elevator Company	0	0%	0	0	0%	0	7	80%	338	0	0%	0	0	0%	0	0	0%	0	8	424
Pacific Waterproofing & Restoration, Inc.	0	0%	0	0	0%	0	3	65%	103	0	0%	0	0	0%	0	0	0%	0	5	157
Precision Doors & Millwork	0	0%	0	0	0%	0	1	100%	8	0	0%	0	0	0%	0	0	0%	0	1	8
Psomas	1	23%	23	4	62%	61	8	100%	98	0	0%	0	0	0%	0	0	0%	0	8	98
RD Systems, Inc.	0	0%	0	2	52%	21	3	100%	41	0	0%	0	0	0%	0	0	0%	0	3	41
Stantru Resources, Inc.	8	6%	1271	24	24%	5130	109	75%	16258	0	0%	0	1	3%	741	1	3%	741	167	21599
Twining, Inc.	3	25%	223	3	3%	31	19	86%	779	0	0%	0	1	3%	27	1	3%	27	24	902
Unified Inspection & Testing, Inc.	0	0%	0	0	0%	0	1	100%	16	0	0%	0	0	0%	0	0	0%	0	1	16
Westco Service Company	0	0%	0	1	6%	8	8	100%	137	0	0%	0	0	0%	0	0	0%	0	8	137
Wreck Age Demolition, Inc.	5	14%	212	1	6%	86	11	91%	1342	0	0%	0	0	0%	0	0	0%	0	13	1478

*Percentages reflect workers who are verified as Disadvantaged by Pacific Gateway Workforce Investment Network and Veterans verified by Parsons (per COLB PLA Section 3.5 (c))



Parsons Constructors Inc.

100 West Walnut Street • Pasadena, California 91124 • (626) 440-3000 • Fax: (626) 440-2516

Date: May 26, 2021

To: Tom Luby
General Consolidated Constructors
tom@gcc-inc.us

CC: Karina Chavez, General Consolidated
Michelle Harati, Harati Solutions
Tony Resendez, City of Long Beach
Melissa Pyun, City of Long Beach
Dan Sloan, Parsons
Don Maurer, Parsons
Rasien Connelly, Parsons

From: Tara Neumann, Parsons
Tara.Neumann@parsons.com

RE: Community Economic Development Efforts at the City of Long Beach
Project: Granada / Junipero Beach Concession Renovations & Site Improvements
Prime Contractor: General Consolidated Constructors
Attachment: Local Hire & Disadvantaged/Veteran Worker Report

In working toward meeting the City of Long Beach's PLA goals on the City of Long Beach Granada / Junipero Beach Concession Renovations and Site Improvements project, we are providing you with an update of the current percentages achieved by General Consolidated Constructors and its subcontractors.

We are highlighting those contractors who are exceeding the Local Hire and Disadvantaged/Veteran Goals and those who could use a boost in increasing their numbers. I've attached a summary report for your reference which includes all CPR data received through May 20, 2021.

This project is funded with Tidelands funds, therefore the COLB, PLA Article 3, Section 3.5(a)(1) is applicable. "Where Project Work is funded in full or in part by the State of California Tidelands funds, the term Local Resident, as used in this section shall mean an individual whose primary place of residence is within the Counties of Los Angeles or Orange".

Project overall Local Resident Goal (40% Goal):

- 3rd Tier Zip Codes (Los Angeles & Orange County – includes Long Beach & Gateway Cities Zip Codes): Currently 61%
- 1st Tier Zip Codes: (Long Beach Zip Codes): Currently 12%
- 2nd Tier Zip Codes (Gateway Cities): Currently 11%

Contractors who have submitted CPRs that are currently *exceeding* the City of Long Beach PLA Local Hire Goal of 40% are as follows:

Contractor	1 st Tier Zip Codes	2 nd Tier Zip Codes	3 rd Tier Zip Codes
General Consolidated Constructors	11%	13%	59%
Mark Beamish	17%	0%	100%
Merli Concrete Pumping	19%	0%	95%
Ortco, Inc.	0%	52%	100%
T.J. Janca Construction	30%	0%	100%



RE:	Community Economic Development Efforts through May 20, 2021
Project:	City of Long Beach Granada / Junipero Beach Concession
Prime Contractor:	General Consolidated Constructors

Contractor	1 st Tier Zip Codes	2 nd Tier Zip Codes	3 rd Tier Zip Codes
The Blakely Co., Inc.	0%	0%	100%

Contractors have submitted Certified Payroll Reports and who are **below 40%** of the PLA Local Hire (Los Angeles & Orange County) Goal:

Contractor	1 st Tier Zip Codes	2 nd Tier Zip Codes	3 rd Tier Zip Codes
ABC Resources	0%	0%	0%
Big Bear Electric	0%	0%	32%
Ondatje Contracting Inc.	0%	0%	11%
On Point Land Surveying	0%	0%	0%
Spectrasystems dba Spectraturf	27%	0%	27%
Western Sign & Awning	0%	0%	0%

Disadvantaged/Veteran workers (10% Goal): **Currently 5%**
 Total Project Hours: 14,807
 Total Disadvantaged Hours: 0
 Total Veteran Hours: 699

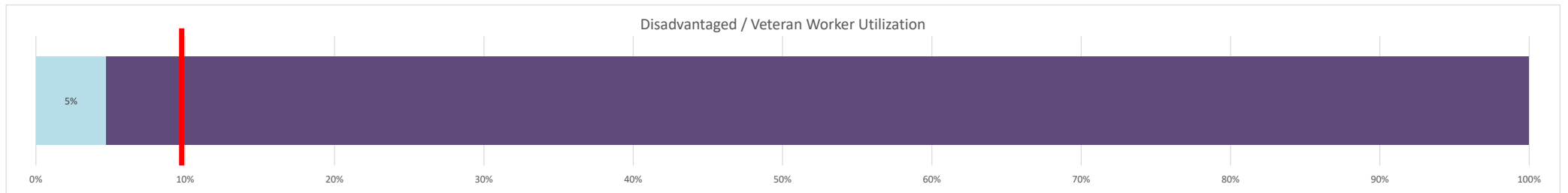
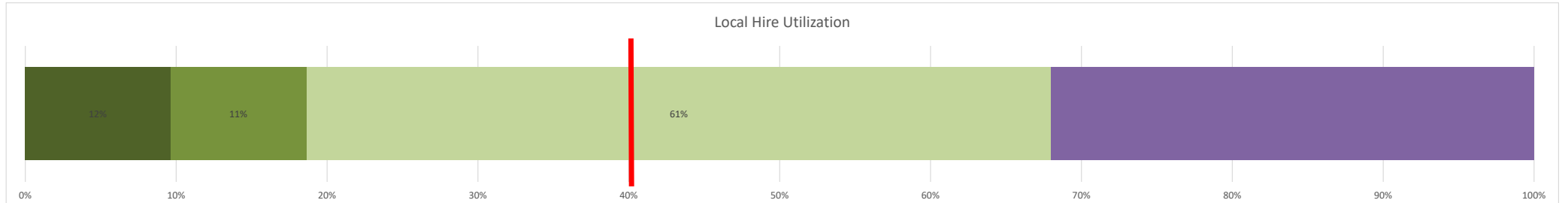
Contractors who are working toward and exceeding the **PLA Disadvantaged/Veteran goal of 10%**:
(percentages reflect workers who are verified as Disadvantaged or Veteran for the hours performed by each contractor)

- General Consolidated Constructors: 6%

The remaining contractors working on this project have 0% verified worker hours that count toward the 10% PLA Disadvantaged / Veteran goal *(percentages reflect workers who are verified as Disadvantaged by Pacific Gateway Workforce Investment Network and Veterans verified by Parsons as per COLB PLA Section 3.5 (c)).*

We look forward to working with General Consolidated Constructors toward the achievement of the City of Long Beach's PLA Local Hire and Disadvantaged/Veteran goal.

Project: City of Long Beach - Granada / Junipero Beach Concession Renovations & Site Improvements
 Prime: General Consolidated Constructors



	LONG BEACH RESIDENT (1st Tier)			GATEWAY CITIES RESIDENT (2nd Tier)			LA/OC RESIDENT (3rd Tier) - includes Long Beach & Gateway Zip Codes			DISADVANTAGED (Verified by Pacific Gateway)*			VETERAN (Verified by Parsons)*			DISADVANTAGED / VETERAN			TOTAL	
	# Long Beach Worker	% Hours Long Beach Residents	Hours Long Beach	# Gateway Cities Worker	% Hours Gateway Residents	Hours Gateway Cities	# LA/OC Workers	% Hours LA/OC Residents	Hours LA/OC	# Disadvantaged Workers	% Hours Disadvantaged	Hours Disadvantaged	# Veteran Workers	% Hours Veteran	Hours Veteran	# Disadvantaged / Veteran Workers	% Hours Disadvantaged / Veteran	Hours Disadvantaged / Veteran	All Workers	Total Project Hours
Project Total	15	12%	1750	14	11%	1641	80	61%	8983	0	0%	0	1	5%	699	1	5%	699	119	14807
General Consolidated Constructors	9	11%	1333	13	13%	1635	46	59%	7323	0	0%	0	1	6%	699	1	6%	699	63	12485
ABC Rescouces Inc.	0	0%	0	0	0%	0	0	0%	0	0	0%	0	0	0%	0	0	0%	0	2	16
Big Bear Electric	0	0%	0	0	0%	0	1	32%	76	0	0%	0	0	0%	0	0	0%	0	5	239
Mark Beamish Waterproofing	1	17%	4	0	0%	0	5	100%	23	0	0%	0	0	0%	0	0	0%	0	5	23
Merli Concrete Pumping	2	19%	32	0	0%	0	13	95%	160	0	0%	0	0	0%	0	0	0%	0	14	169
Ondatje Contracting, Inc.	0	0%	0	0	0%	0	1	11%	11	0	0%	0	0	0%	0	0	0%	0	4	101
On Point Land Surveying, Inc.	0	0%	0	0	0%	0	0	0%	0	0	0%	0	0	0%	0	0	0%	0	1	44
Ortco, Inc.	0	0%	0	1	52%	7	2	100%	13	0	0%	0	0	0%	0	0	0%	0	2	13
The Blakely Co., Inc.	0	0%	0	0	0%	0	3	100%	332	0	0%	0	0	0%	0	0	0%	0	3	332
TJ Janca Construction	2	30%	291	0	0%	0	8	100%	955	0	0%	0	0	0%	0	0	0%	0	8	955
Spectrasystems DBA Spectraturf	1	27%	90	0	0%	0	1	27%	90	0	0%	0	0	0%	0	0	0%	0	5	329
Western Sign & Awning, Inc.	0	0%	0	0	0%	0	0	0%	0	0	0%	0	0	0%	0	0	0%	0	7	102

*Percentages reflect workers who are verified as Disadvantaged by Pacific Gateway Workforce Investment Network and Veterans verified by Parsons (per COLB PLA Section 3.5 (c))