



Parsons Constructors Inc.

100 West Walnut Street • Pasadena, California 91124 • (626) 440-3000 • Fax: (626) 440-2516

Date: March 25, 2021

To: Kevin Shirali
 Klassic Engineering & Construction
 klassicplans@gmail.com

CC: Gina Tak, Klassic Engineering
 Dino D’Emilia, Ardurra
 Dustin Blackwell, Ardurra
 Angelica Dominguez, City of Long Beach
 Tony Resendez, City of Long Beach
 Melissa Pyun, City of Long Beach
 Dan Sloan, Parsons

From: Tara Neumann, Parsons
 Tara.Neumann@parsons.com

RE: Community Economic Development Efforts at the City of Long Beach
Project: City of Long Beach Alamitos Beach Concession Building
Prime Contractor: Klassic Engineering & Construction, Inc.
Attachment: Local Hire & Disadvantaged/Veteran Worker Report

In working toward meeting the City of Long Beach's PLA goals on the City of Long Beach Alamitos Beach Concession Building project, we are providing you with an update of the current percentages achieved by Klassic Engineering & Construction, Inc. and its subcontractors.

We are highlighting those contractors who are exceeding the Local Hire and Disadvantaged/Veteran Goals and those who could use a boost in increasing their numbers. I've attached a summary report for your reference which includes all CPR data received through March 20, 2021.

This project is funded with Tidelands funds, therefore the COLB, PLA Article 3, Section 3.5(a)(1) is applicable. “Where Project Work is funded in full or in part by the State of California Tidelands funds, the term Local Resident, as used in this section shall mean an individual whose primary place of residence is within the Counties of Los Angeles or Orange”.

Project overall Local Resident Goal (40% Goal):

- 3rd Tier Zip Codes (Los Angeles & Orange County – includes Long Beach & Gateway Cities Zip Codes): Currently 70%
- 1st Tier Zip Codes: (Long Beach Zip Codes): Currently 8%
- 2nd Tier Zip Codes (Gateway Cities): Currently 22%

Contractors who have submitted CPRs that are currently *exceeding* the City of Long Beach PLA Local Hire Goal of 40% are as follows:

Contractor	1 st Tier Zip Codes	2 nd Tier Zip Codes	3 rd Tier Zip Codes
Klassic Engineering & Construction	10%	18%	64%
Abdellatif Enterprises, Inc.	3%	34%	79%
Alliance Electric	25%	5%	97%
Apex Fire Protection, Inc.	9%	0%	100%
Karcher Insulation	0%	0%	100%
Koppl Pipeline Services	0%	0%	100%



RE:	Community Economic Development Efforts through March 20, 2021
Project:	City of Long Beach Alamitos Beach Concession Building
Prime Contractor:	Klassic Engineering & Construction, Inc.

Contractor	1 st Tier Zip Codes	2 nd Tier Zip Codes	3 rd Tier Zip Codes
KSU Corporation	0%	39%	84%
La Tour Builders, Inc.	0%	0%	58%
Marina Landscape	4%	0%	93%
New Art Construction, Inc.	0%	0%	100%
Simco Mechanical	0%	36%	100%
Troyer Contracting, Inc.	6%	43%	80%
Upland Contracting, Inc.	35%	2%	56%

Contractors have submitted Certified Payroll Reports and who are **below 40%** of the PLA Local Hire (Los Angeles & Orange County) Goal:

Contractor	1 st Tier Zip Codes	2 nd Tier Zip Codes	3 rd Tier Zip Codes
Demolition Specialists, Inc.	0%	0%	17%
JA Lynch Masonry, Inc.	0%	15%	39%
J & C Environmental	0%	0%	0%
Superior Door	0%	17%	17%

Disadvantaged/Veteran workers (10% Goal): **Currently 8%**

Total Project Hours: 15,432

Total Disadvantaged Hours: 0

Total Veteran Hours: 1,294

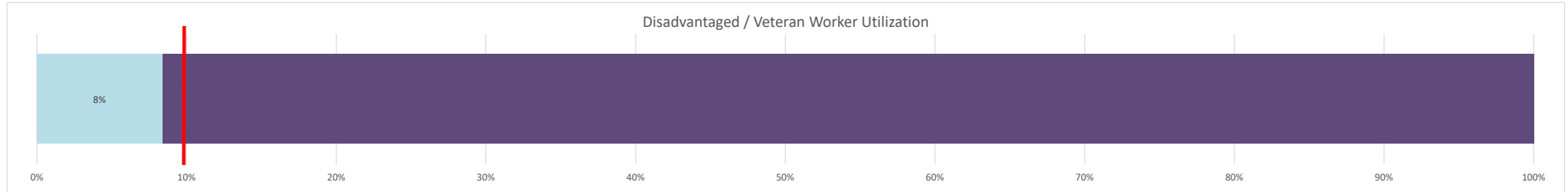
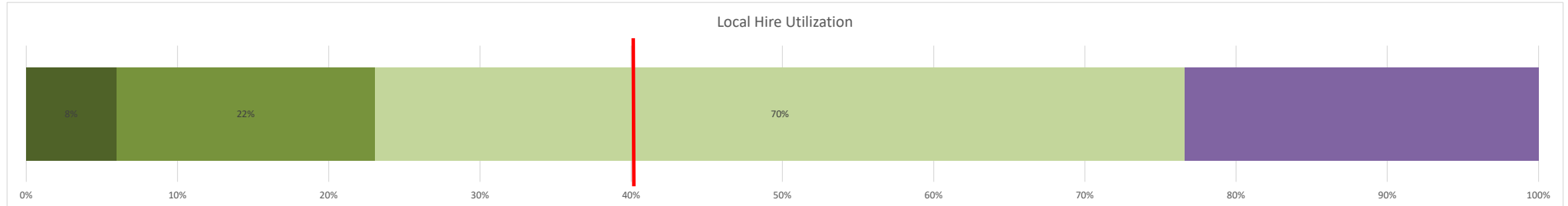
Contractors who are working toward and exceeding the **PLA Disadvantaged/Veteran goal of 10%**: *(percentages reflect workers who are verified as Disadvantaged or Veteran for the hours performed by each contractor)*

- Klassic Engineering & Construction, Inc.: 15%
- Abdellatif Enterprises: 1%
- JA Lynch Masonry, Inc.: 23%

The remaining contractors working on this project have 0% verified worker hours that count toward the 10% PLA Disadvantaged / Veteran goal *(percentages reflect workers who are verified as Disadvantaged by Pacific Gateway Workforce Investment Network and Veterans verified by Parsons as per COLB PLA Section 3.5 (c)).*

We look forward to working with Klassic Engineering & Construction, Inc. toward the achievement of the City of Long Beach's PLA Local Hire and Disadvantaged/Veteran goal.

Project: City of Long Beach - Alamitos Beach Concession Building
 Prime: Klassic Engineering & Construction, Inc.



	LONG BEACH RESIDENT (1st Tier)			GATEWAY CITIES RESIDENT (2nd Tier)			LA/OC RESIDENT (3rd Tier) - includes Long Beach & Gateway Zip Codes			DISADVANTAGED (Verified by Pacific Gateway)*			VETERAN (Verified by Parsons)*			DISADVANTAGED / VETERAN			TOTAL	
	# Long Beach Worker	% Hours Long Beach Residents	Hours Long Beach	# Gateway Cities Worker	% Hours Gateway Residents	Hours Gateway Cities	# LA/OC Workers	% Hours LA/OC Residents	Hours LA/OC	# Disadvantaged Workers	% Hours Disadvantaged	Hours Disadvantaged	# Veteran Workers	% Hours Veteran	Hours Veteran	# Disadvantaged / Veteran Workers	% Hours Disadvantaged / Veteran	Hours Disadvantaged / Veteran	All Workers	Total Project Hours
Project Total	18	8%	1195	30	22%	3436	144	70%	10739	0	0%	0	4	8%	1,294	4	8%	1294	195	15432
Klassic Engineering & Construction, Inc.	8	10%	788	7	18%	1412	42	64%	4985	0	0%	0	2	15%	1127	2	15%	1127	56	7739
Abdellatif Enterprises, Inc.	1	3%	88	5	34%	1087	20	79%	2501	0	0%	0	1	1%	24	1	1%	24	24	3152
Alliance Electric	2	25%	120	1	5%	25	6	97%	459	0	0%	0	0	0%	0	0	0%	0	7	475
Apex Fire Protection, Inc.	1	9%	24	0	0%	0	10	100%	258	0	0%	0	0	0%	0	0	0%	0	10	258
Demolition Specialist, Inc.	0	0%	0	0	0%	0	1	17%	21	0	0%	0	0	0%	0	0	0%	0	4	125
J & C Environmental	0	0%	0	0	0%	0	0	0%	0	0	0%	0	0	0%	0	0	0%	0	1	4
JA Lynch Masonry, Inc.	0	0%	0	1	15%	92	7	39%	244	0	0%	0	1	23%	143	1	23%	143	11	626
Karcher Insulation	0	0%	0	0	0%	0	1	100%	7	0	0%	0	0	0%	0	0	0%	0	1	7
Koppl Pipeline Services, Inc.	0	0%	0	0	0%	0	2	100%	6	0	0%	0	0	0%	0	0	0%	0	2	6
KSU Corporation	0	0%	0	1	39%	144	4	84%	308	0	0%	0	0	0%	0	0	0%	0	9	369
La Tour Builders, Inc.	0	0%	0	0	0%	0	3	58%	342	0	0%	0	0	0%	0	0	0%	0	6	591
Marina Landscape	1	4%	8	0	0%	0	6	93%	199	0	0%	0	0	0%	0	0	0%	0	8	214
New Art Construction, Inc.	0	0%	0	0	0%	0	1	100%	7	0	0%	0	0	0%	0	0	0%	0	1	7
Simco Mechanical	0	0%	0	2	36%	40	7	100%	112	0	0%	0	0	0%	0	0	0%	0	7	112
Superior Door	0	0%	0	1	17%	16	1	17%	16	0	0%	0	0	0%	0	0	0%	0	4	94
Troyer Contracting, Inc.	2	6%	89	9	43%	615	21	80%	1148	0	0%	0	0	0%	0	0	0%	0	25	1430
Upland Contracting, Inc.	3	35%	78	3	2%	5	12	56%	126	0	0%	0	0	0%	0	0	0%	0	19	224

*Percentages reflect workers who are verified as Disadvantaged by Pacific Gateway Workforce Investment Network and Veterans verified by Parsons (per COLB PLA Section 3.5 (c))



Parsons Constructors Inc.

100 West Walnut Street • Pasadena, California 91124 • (626) 440-3000 • Fax: (626) 440-2516

Date: March 25, 2021

To: Jenny Deneva
American Landscape
jdeneva@americanlandscape.com

CC: Kelly Parkins, City of Long Beach
Melissa Pyun, City of Long Beach
Rasien Connelly, Parsons
Dan Sloan, Parsons

From: Tara Neumann, Parsons
Tara.Neumann@parsons.com

RE: Community Economic Development Efforts at the City of Long Beach
Project: Central Irrigation Renovation
Prime Contractor: American Landscape, Inc.
Attachment: Local Hire & Disadvantaged/Veteran Worker Report

In working toward meeting the City of Long Beach's PLA goals on the City of Long Beach Central Irrigation Renovation project, we are providing you with an update of the current percentages achieved by American Landscape, Inc. and its subcontractors.

We are highlighting those contractors who are exceeding the Local Hire and Disadvantaged/Veteran Goals and those who could use a boost in increasing their numbers. I've attached a summary report for your reference which includes all CPR data received through March 20, 2021.

Project overall Local Resident Goal (40% Goal):

- 1st Tier Zip Codes (Long Beach Zip Codes): Currently 5%
- 2nd Tier Zip Codes (Gateway Cities): Currently 4%
- 3rd Tier Zip Codes (Los Angeles & Orange County – includes Long Beach & Gateway Cities Zip Codes): Currently 77%

Contractors who have submitted CPRs that are currently *exceeding* the City of Long Beach PLA Local Hire Goal of 40% are as follows:

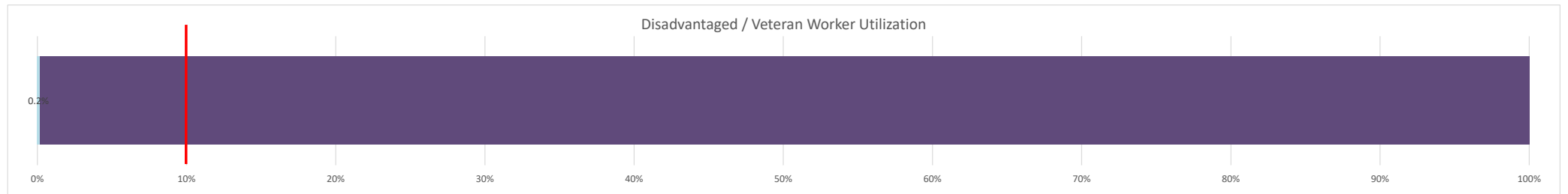
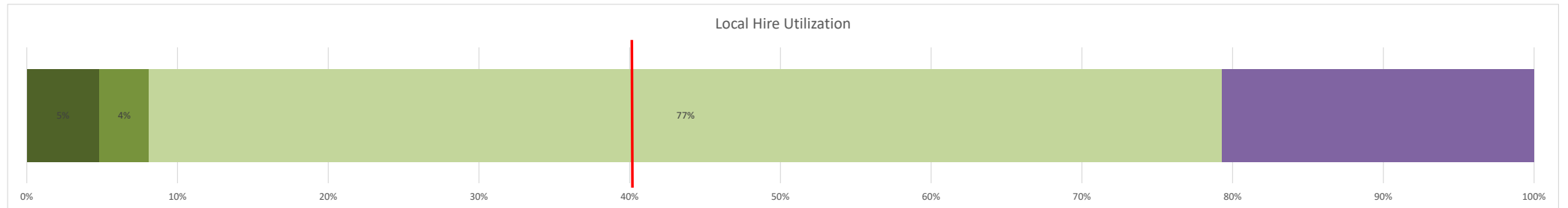
Contractor	1 st Tier Zip Codes	2 nd Tier Zip Codes	3 rd Tier Zip Codes
American Landscape, Inc.	5%	4%	77%

Disadvantaged/Veteran workers (10% Goal): **Currently 0.2%**

Total Project Hours: 4,958
Total Disadvantaged Hours: 8
Total Veteran Hours: 0

We look forward to working with American Landscape, Inc. toward the achievement of the City of Long Beach's PLA Local Hire and Disadvantaged/Veteran goal.

Project: City of Long Beach - Central Irrigation
 Prime: American Landscape



	LONG BEACH RESIDENT (1st Tier)			GATEWAY CITIES RESIDENT (2nd Tier)			LA/OC RESIDENT (3rd Tier) - includes Long Beach & Gateway Zip Codes			DISADVANTAGED (Verified by Pacific Gateway)*			VETERAN (Verified by Parsons)*			DISADVANTAGED / VETERAN			TOTAL	
	# Long Beach Worker	% Hours Long Beach Residents	Hours Long Beach	# Gateway Cities Worker	% Hours Gateway Residents	Hours Gateway Cities	# LA/OC Workers	% Hours LA/OC Residents	Hours LA/OC	# Disadvantaged Workers	% Hours Disadvantaged	Hours Disadvantaged	# Veteran Workers	% Hours Veteran	Hours Veteran	# Disadvantaged / Veteran Workers	% Hours Disadvantaged / Veteran	Hours Disadvantaged / Veteran	All Workers	Total Project Hours
Project Total	2	5%	260	2	4%	179	12	77%	3840	1	0.2%	8	0	0%	0	1	0.2%	8	14	4958
American Landscape	2	5%	260	2	4%	179	12	77%	3840	1	0%	8	0	0%	0	1	0.2%	8	14	4958

*Percentages reflect workers who are verified as Disadvantaged by Pacific Gateway Workforce Investment Network and Veterans verified by Parsons (per COLB PLA Section 3.5 (c))



Parsons Constructors Inc.

100 West Walnut Street • Pasadena, California 91124 • (626) 440-3000 • Fax: (626) 440-2516

Date: March 25, 2021

To: Bill Klorman
WM Klorman Construction
Bklorman@klorman.com

CC: David Kelly, Psomas
Melissa Pyun, City of Long Beach
Brenda Cubillo, City of Long Beach
Rasien Connelly, Parsons
Dan Sloan, Parsons

From: Tara Neumann, Parsons
Tara.Neumann@parsons.com

RE: Community Economic Development Efforts at the City of Long Beach
Project: City of Long Beach Civic Center Parking Structure
Prime Contractor: WM Klorman Construction Corp.
Attachment: Local Hire & Disadvantaged/Veteran Worker Report

In working toward meeting the City of Long Beach's PLA goals on the City of Long Beach Civic Center Parking Structure project, we are providing you with an update of the current percentages achieved by WM Klorman Construction Corp and its subcontractors.

We are highlighting those contractors who are exceeding the Local Hire and Disadvantaged/Veteran Goals and those who could use a boost in increasing their numbers. I've attached a summary report for your reference which includes all CPR data received through March 20, 2021.

Project overall Local Resident Goal (40% Goal):

- 1st Tier Zip Codes (Long Beach Zip Codes): Currently 6%
- 2nd Tier Zip Codes (Gateway Cities): Currently 18%
- 3rd Tier Zip Codes (Los Angeles & Orange County – includes Long Beach & Gateway Cities Zip Codes): Currently 77%

Contractors who have submitted CPRs that are currently *exceeding* the City of Long Beach PLA Local Hire Goal of 40% are as follows:

Contractor	1 st Tier Zip Codes	2 nd Tier Zip Codes	3 rd Tier Zip Codes
WM Klorman	All Work Subcontracted		
Apollo Electric	0%	0%	78%
Cal Pac Sheet Metal, Inc.	0%	0%	84%
Calcoast Steel, Inc.	0%	0%	53%
California Fire Protection Sprinkler	0%	0%	100%
CA Signs	0%	0%	100%
Choice Drilling	0%	0%	100%
Condon Johnson & Associates, Inc.	0%	50%	71%
Don Brandel Plumbing, Inc.	0%	14%	100%
Ground Penetrating Radar Systems	100%	0%	100%



RE:	Community Economic Development Efforts through March 20, 2021
Project:	City of Long Beach Civic Center Parking Structure
Prime Contractor:	WM Klorman Construction Corp.

Contractor	1 st Tier Zip Codes	2 nd Tier Zip Codes	3 rd Tier Zip Codes
Hamilton Excavating, Inc.	0%	0%	100%
Hydraulic Crane LLC	13%	34%	81%
ISR Painting	0%	16%	100%
J's Pipeline	0%	0%	90%
JLS Concrete Pumping	14%	0%	72%
Masonry Concepts, Inc.	0%	24%	72%
Middle Earth Geo Testing	0%	50%	100%
Otis Elevator Company	0%	0%	71%
Pacific Waterproofing	0%	0%	65%
Precision Doors & Millwork	0%	0%	100%
Psomas	23%	62%	100%
RD Systems Inc.	0%	52%	100%
Stantru Resources, Inc.	6%	22%	75%
Twining, Inc.	25%	3%	86%
Unified Inspection & Testing	0%	0%	100%
Westco Service Company	0%	6%	100%
Wreck Age Demolition	14%	6%	91%

Contractors have submitted Certified Payroll Reports and who are **below 40%** of the PLA Local Hire (Los Angeles & Orange County) Goal:

Contractor	1 st Tier Zip Codes	2 nd Tier Zip Codes	3 rd Tier Zip Codes
Doty Brothers Equipment	0%	4%	32%
J & B Engineers Surveyors	0%	0%	0%

Disadvantaged/Veteran workers (10% Goal): **Currently 4%**

Total Project Hours: 32,064

Total Disadvantaged Hours: 0

Total Veteran Hours: 1,142

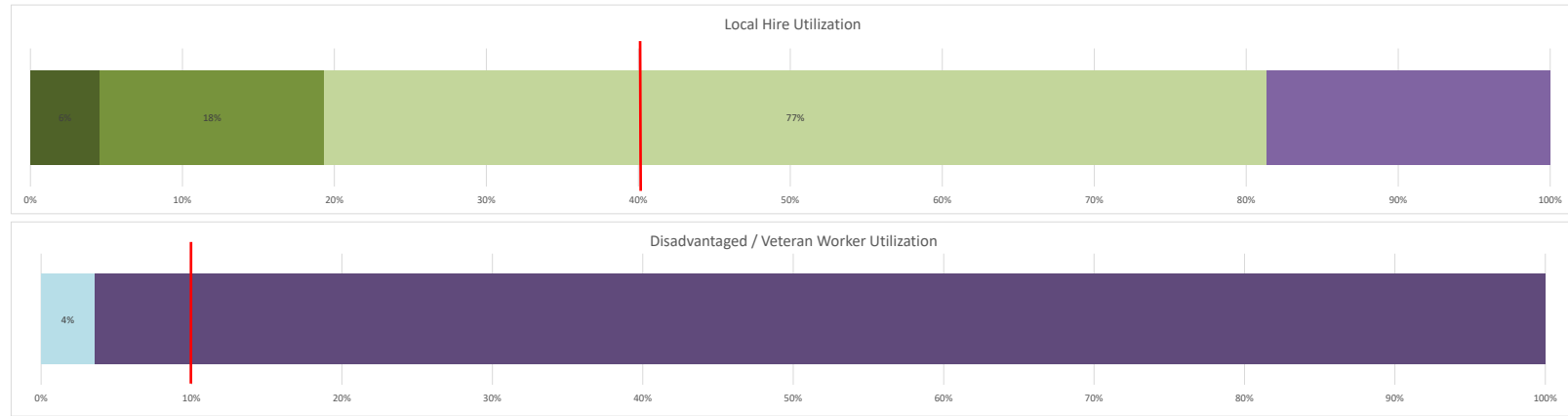
Contractors who are working toward and exceeding the **PLA Disadvantaged/Veteran goal of 10%**: *(percentages reflect workers who are verified as Disadvantaged or Veteran for the hours performed by each contractor)*

- Apollo Electric: 18%
- Stantru Resources: 3%
- Twining 3%

The remaining contractors working on this project have 0% verified worker hours that count toward the 10% PLA Disadvantaged / Veteran goal *(percentages reflect workers who are verified as Disadvantaged by Pacific Gateway Workforce Investment Network and Veterans verified by Parsons).*

We look forward to working with WM Klorman Construction Corp. toward the achievement of the City of Long Beach's PLA Local Hire and Disadvantaged/Veteran goal.

Project: City of Long Beach - Civic Center Parking Structure
 Prime: WM Klorman Construction Corp.



	LONG BEACH RESIDENT (1st Tier)			GATEWAY CITIES RESIDENT (2nd Tier)			LA/OC RESIDENT (3rd Tier) - includes Long Beach & Gateway Zip Codes			DISADVANTAGED (Verified by Pacific Gateway)*			VETERAN (Verified by Parsons)*			DISADVANTAGED / VETERAN			TOTAL	
	# Long Beach Worker	% Hours Long Beach Residents	Hours Long Beach	# Gateway Cities Worker	% Hours Gateway Residents	Hours Gateway Cities	# LA/OC Workers	% Hours LA/OC Residents	Hours LA/OC	# Disadvantaged Workers	% Hours Disadvantaged	Hours Disadvantaged	# Veteran Workers	% Hours Veteran	Hours Veteran	# Disadvantaged / Veteran Workers	% Hours Disadvantaged / Veteran	Hours Disadvantaged / Veteran	All Workers	Total Project Hours
Project Total	21	6%	1808	55	18%	5891	266	77%	24637	0	0%	0	3	4%	1,142	3	4%	1142	364	32064
WM Klorman Construction																				
Apollo Electric	1	0%	4	1	1%	16	8	78%	1628	0	0%	0	1	18%	374	1	18%	374	15	2088
Cal Pac Sheet Metal, Inc.	0	0%	0	0	0%	0	2	84%	21	0	0%	0	0	0%	0	0	0%	0	2	25
Calcoast Steel, Inc.	0	0%	0	1	1%	8	4	53%	296	0	0%	0	0	0%	0	0	0%	0	7	554
California Fire Protection Sprinkler Co.	0	0%	0	0	0%	0	3	100%	472	0	0%	0	0	0%	0	0	0%	0	3	472
CA Signs	0	0%	0	0	0%	0	4	100%	20	0	0%	0	0	0%	0	0	0%	0	4	20
Choice Drilling, Inc.	0	0%	0	0	0%	0	1	100%	15	0	0%	0	0	0%	0	0	0%	0	1	15
Condon Johnson & Associates, Inc.	0	0%	0	3	50%	154	6	71%	219	0	0%	0	0	0%	0	0	0%	0	8	310
Don Brandel Plumbing, Inc.	0	0%	0	4	14%	84	9	100%	605	0	0%	0	0	0%	0	0	0%	0	9	605
Doty Brothers Equipment	0	0%	0	1	4%	9	4	32%	70	0	0%	0	0	0%	0	0	0%	0	6	222
Ground Penetrating Radar Systems, LLC	1	100%	24	0	0%	0	1	100%	24	0	0%	0	0	0%	0	0	0%	0	1	24
Hamilton Excavating, Inc.	0	0%	0	0	0%	0	1	100%	56	0	0%	0	0	0%	0	0	0%	0	0	56
Hydraulic Crane LLC	1	13%	13	1	34%	32	5	81%	76	0	0%	0	0	0%	0	0	0%	0	6	94
ISR Painting & Wallcovering	0	0%	0	2	16%	74	9	100%	462	0	0%	0	0	0%	0	0	0%	0	9	462
J & B Engineers Surveyors	0	0%	0	0	0%	0	0	0%	0	0	0%	0	0	0%	0	0	0%	0	1	14
J's Pipeline, Inc.	0	0%	0	0	0%	0	4	90%	251	0	0%	0	0	0%	0	0	0%	0	5	278
JLS Concrete Pumping	1	14%	39	0	0%	0	10	72%	194	0	0%	0	0	0%	0	0	0%	0	15	268
Masonry Concepts, Inc.	0	0%	0	6	24%	534	25	72%	1584	0	0%	0	0	0%	0	0	0%	0	34	2190
Middle Earth Geo Testing, Inc.	0	0%	0	1	50%	5	2	100%	9	0	0%	0	0	0%	0	0	0%	0	2	9
Otis Elevator Company	0	0%	0	0	0%	0	5	71%	215	0	0%	0	0	0%	0	0	0%	0	6	301
Pacific Waterproofing & Restoration, Inc.	0	0%	0	0	0%	0	3	65%	103	0	0%	0	0	0%	0	0	0%	0	5	157
Precision Doors & Millwork	0	0%	0	0	0%	0	1	100%	8	0	0%	0	0	0%	0	0	0%	0	1	8
Psomas	1	23%	23	4	62%	61	8	100%	98	0	0%	0	0	0%	0	0	0%	0	8	98
RD Systems, Inc.	0	0%	0	2	52%	21	3	100%	41	0	0%	0	0	0%	0	0	0%	0	3	41
Stantru Resources, Inc.	8	6%	1271	24	22%	4770	109	75%	15898	0	0%	0	1	3%	741	1	3%	741	167	21223
Twining, Inc.	3	25%	223	3	3%	31	19	86%	779	0	0%	0	1	3%	27	1	3%	27	24	902
Unified Inspection & Testing, Inc.	0	0%	0	0	0%	0	1	100%	16	0	0%	0	0	0%	0	0	0%	0	1	16
Westco Service Company	0	0%	0	1	6%	8	8	100%	137	0	0%	0	0	0%	0	0	0%	0	8	137
Wreck Age Demolition, Inc.	5	14%	212	1	6%	86	11	91%	1342	0	0%	0	0	0%	0	0	0%	0	13	1478

*Percentages reflect workers who are verified as Disadvantaged by Pacific Gateway Workforce Investment Network and Veterans verified by Parsons (per COLB PLA Section 3.5 (c))



Parsons Constructors Inc.

100 West Walnut Street • Pasadena, California 91124 • (626) 440-3000 • Fax: (626) 440-2516

Date: March 25, 2021

To: Jose Acosta
Swinerton Builders
jacosta@swinerton.com

From: Tara Neumann, Parsons
Tara.Neumann@parsons.com

CC: Edward Einem, Swinerton Builders
Lupe Navarro, Swinerton Builders
Virginia Mercado, Swinerton Builders
Richard Panos, Anser Advisory
Jared Kemp, Anser Advisory
Melissa Pyun, City of Long Beach
Rasien Connelly, Parsons
Dan Sloan, Parsons

RE: Community Economic Development Efforts at the City of Long Beach
Project: City of Long Beach Airport Terminal Improvements Phase II
Prime Contractor: Swinerton Builders
Attachment: Local Hire & Disadvantaged/Veteran Worker Report

In working toward meeting the City of Long Beach's PLA goals on the City of Long Beach Airport Terminal Improvements Phase II project, we are providing you with an update of the current percentages achieved by Swinerton Builders and its subcontractors.

We are highlighting those contractors who are exceeding the Local Hire and Disadvantaged/Veteran Goals and those who could use a boost in increasing their numbers. I've attached a summary report for your reference which includes all CPR data received through March 20, 2021.

Project overall Local Resident Goal (40% Goal):

- 1st Tier Zip Codes (Long Beach Zip Codes): Currently 9%
- 2nd Tier Zip Codes (Gateway Cities): Currently 26%
- 3rd Tier Zip Codes (Los Angeles & Orange County – includes Long Beach & Gateway Cities Zip Codes): Currently 81%

Contractors who have submitted CPRs that are currently *exceeding* the City of Long Beach PLA Local Hire Goal of 40% are as follows:

Contractor	1 st Tier Zip Codes	2 nd Tier Zip Codes	3 rd Tier Zip Codes
Swinerton	0%	15%	73%
Acco Engineered Systems	45%	14%	85%
Advanced Cable Solutions, Inc.	0%	100%	100%
Altitude, Inc.	40%	26%	100%
Baker Electric	25%	7%	91%
Bali Construction	0%	42%	86%
California Hi-Tech Flooring, Inc.	0%	25%	63%
Center Concrete Cutting	0%	0%	100%



RE: Community Economic Development Efforts through March 20, 2021

Project: Long Beach Airport Terminal Phase II
 Prime Contractor: Swinerton Builders

Contractor	1 st Tier Zip Codes	2 nd Tier Zip Codes	3 rd Tier Zip Codes
Connor Concrete Cutting (JMH)	0%	100%	100%
Connor Concrete Cutting (Power1)	0%	64%	64%
Control Air Enterprises, Inc.	0%	4%	99%
Crown Fence	0%	25%	88%
Dinamic Mod Construction	0%	0%	48%
Environmental Construction	2%	20%	82%
Ethos Energy Field Services	0%	37%	97%
Foundation Service Corp.	22%	32%	93%
Fire Safe Service Group	44%	0%	100%
GGG Demolition, Inc.	1%	14%	85%
Gregg Electric, Inc.	49%	6%	62%
ISEC, Inc.	0%	100%	100%
JLS Concrete Pumping	56%	0%	100%
JMH Engineering sub to Baker	12%	57%	95%
JMH Engineering sub to Sasco	0%	68%	100%
Johnson Controls Fire Protection	0%	0%	100%
Kehoe Testing	27%	0%	100%
Leko Construction	0%	43%	77%
Marina Landscape	0%	0%	41%
Matt Chlor, Inc.	0%	0%	56%
Mike Zarp, Inc.	0%	0%	62%
Mike Zarp, Inc. sub to Control Air	0%	0%	40%
Murray Company	0%	17%	62%
Myers & Sons Hi-Way Safety, Inc.	0%	0%	100%
Ondatje Plastering Contracting	0%	0%	50%
Palp, Inc. dba Excel	23%	21%	100%
Penhall (sub to GGG Demo)	0%	0%	93%
Penhall (sub to Power One, LLC)	0%	23%	100%
Performance Contracting, Inc.	0%	0%	100%
Phoenix Landscape	0%	0%	40%
Power One	0%	18%	63%
Quality Production Services, Inc.	0%	22%	84%
Sasco	10%	76%	98%
The McIntyre Company	13%	0%	56%
Vertical Access, Inc.	0%	0%	100%
Vertical sub to Quality Production	0%	9%	58%

Contractors have submitted Certified Payroll Reports and who are **below 40%** of the PLA Local Hire (Los Angeles & Orange County) Goal:

Contractor	1 st Tier Zip Codes	2 nd Tier Zip Codes	3 rd Tier Zip Codes
Architectural Design & Signs	0%	0%	0%
Badger Daylighting Corp.	0%	0%	0%
Best Contracting Services, Inc.	0%	0%	0%
Boston Barricade	0%	0%	0%
C Below	0%	0%	32%
Geoboden	0%	0%	34%
Green Vista Landscape	0%	0%	0%



RE:	Community Economic Development Efforts through March 20, 2021
Project:	Long Beach Airport Terminal Phase II
Prime Contractor:	Swinerton Builders

Contractor	1st Tier Zip Codes	2nd Tier Zip Codes	3rd Tier Zip Codes
Pavement Recycling Systems	0%	0%	0%
Penhall (sub to Murray Company)	0%	0%	0%
Quality Rebar	0%	0%	0%
Quality Reinforcing	0%	0%	1%
RJ Noble	0%	0%	28%

Disadvantaged/Veteran workers (10% Goal): **Currently 1%**

Total Project Hours: 47,986

Total Disadvantaged Hours: 0

Total Veteran Hours: 359

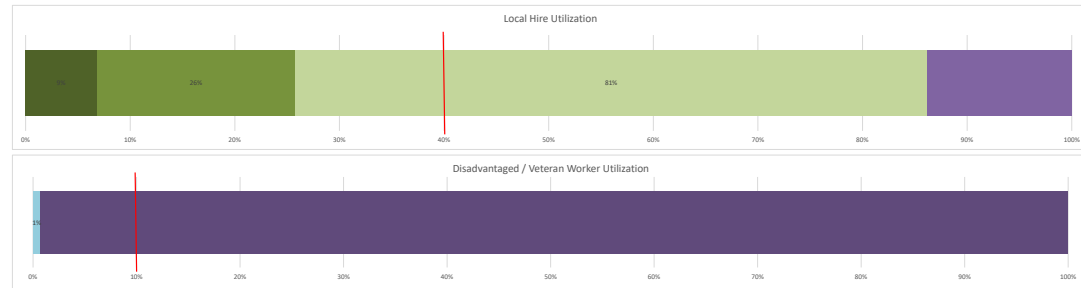
Contractors who are working toward and exceeding the **PLA Disadvantaged/Veteran goal of 10%**:
(percentages reflect workers who are verified as Disadvantaged or Veteran for the hours performed by each contractor)

- Bali Construction: 6%
- Foundation Service: 7%
- Murray Company: 1%

The remaining contractors working on this project have 0% verified worker hours that count toward the 10% PLA Disadvantaged / Veteran goal *(percentages reflect workers who are verified as Disadvantaged by Pacific Gateway Workforce Investment Network and Veterans verified by Parsons).*

We look forward to working with Swinerton Builders toward the achievement of the City of Long Beach's PLA Local Hire and Disadvantaged/Veteran goal.

Project: LB Airport Terminal Improvements Phase 2
 Prime: Swinerton



	LONG BEACH RESIDENT (1st Tier)			GATEWAY CITIES RESIDENT (2nd Tier)			LA/OC RESIDENT (3rd Tier) - Includes Long Beach & Gateway 20 Cities			DISADVANTAGED (Verified by Pacific Gateway)*			VETERAN (Verified by Parsons)*			DISADVANTAGED / VETERAN			TOTAL	
	# Long Beach Worker	% Hours Long Beach Residents	Hours Long Beach	# Gateway Cities Worker	% Hours Gateway Residents	Hours Gateway Cities	# LA/OC Workers	% Hours LA/OC Residents	Hours LA/OC	# Disadvantaged Workers	% Hours Disadvantaged	Hours Disadvantaged	# Veteran Workers	% Hours Veteran	Hours Veteran	# Disadvantaged / Veteran Workers	% Hours Disadvantaged / Veteran	Hours Disadvantaged / Veteran	All Workers	Total Project Hours
Project Total	85	9%	4390	117	26%	12293	398	81%	89042	0	0%	0	0	0.7%	169	3	1%	359	596	47886
Swinerton	1	0%	8	11	15%	784	29	73%	3719	0	0%	0	0	0%	0	0	0%	0	43	5121
ACCIO Engineered Systems	3	45%	488	2	14%	155	10	83%	927	0	0%	0	0	0%	0	0	0%	0	16	1092
Advanced Cable Solutions, Inc.	0	0%	0	3	100%	87	3	100%	87	0	0%	0	0	0%	0	0	0%	0	3	87
Altitude, Inc.	8	90%	144	3	76%	92	15	100%	358	0	0%	0	0	0%	0	0	0%	0	15	358
Architectural Design and Signs	0	0%	0	0	0%	0	0	0%	0	0	0%	0	0	0%	0	0	0%	0	4	40
Badger Duvallhine Corp.	0	0%	0	0	0%	0	0	0%	0	0	0%	0	0	0%	0	0	0%	0	1	6
Bull Construction, Inc.	0	0%	0	13	92%	1650	33	86%	3343	0	0%	0	1	6%	243	1	6%	243	48	3883
Baker Electric	3	21%	2126	4	7%	602	16	91%	8049	0	0%	0	0	0%	0	0	0%	0	23	8813
Best Contracting Services, Inc.	1	2%	8	4	20%	101	13	83%	421	0	0%	0	0	0%	0	0	0%	0	16	509
Boston Barricade	0	0%	0	0	0%	0	0	0%	0	0	0%	0	0	0%	0	0	0%	0	10	117
C Below	0	0%	0	0	0%	0	3	32%	57	0	0%	0	0	0%	0	0	0%	0	8	175
California Hi-Tech Flooring, Inc.	0	0%	0	1	25%	16	3	63%	40	0	0%	0	0	0%	0	0	0%	0	6	64
Conner Concrete Cutting, Inc.	0	0%	0	0	0%	0	1	100%	4	0	0%	0	0	0%	0	0	0%	0	1	4
Conner Concrete Cutting & Coring (Mini)	0	0%	0	1	100%	69	1	100%	69	0	0%	0	0	0%	0	0	0%	0	1	69
Conner Concrete Cutting & Coring (Power One)	0	0%	0	1	64%	7	1	64%	7	0	0%	0	0	0%	0	0	0%	0	2	11
Control Air Enterprises, Inc.	0	0%	0	1	4%	8	2	99%	194	0	0%	0	0	0%	0	0	0%	0	4	196
Cravens Fence	0	0%	0	8	25%	230	21	89%	765	0	0%	0	0	0%	0	0	0%	0	26	897
Crivens Steel Construction	0	0%	0	0	0%	0	3	49%	88	0	0%	0	0	0%	0	0	0%	0	6	154
Environmental Construction Group, Inc.	1	2%	59	12	20%	756	32	82%	1074	0	0%	0	0	0%	0	0	0%	0	17	3738
Elbow Energy Field Services	0	0%	0	7	37%	381	6	97%	469	0	0%	0	0	0%	0	0	0%	0	8	483
Foundations Service Corp.	2	22%	122	3	33%	180	7	93%	532	0	0%	0	1	7%	42	1	7%	42	8	564
Five Safe Group, Inc.	1	44%	204	0	0%	0	2	100%	460	0	0%	0	0	0%	0	0	0%	0	2	460
Geobaden	0	0%	0	0	0%	0	1	34%	18	0	0%	0	0	0%	0	0	0%	0	3	53
GGG Demolition, Inc.	2	1%	24	8	14%	229	29	85%	1421	0	0%	0	0	0%	0	0	0%	0	38	1677
Greene Electric, Inc.	1	48%	141	1	6%	16	3	62%	181	0	0%	0	0	0%	0	0	0%	0	4	290
Greene Vista Landscape	0	0%	0	0	0%	0	0	0%	0	0	0%	0	0	0%	0	0	0%	0	2	16
HEC, Inc.	0	0%	0	1	100%	8	2	100%	8	0	0%	0	0	0%	0	0	0%	0	1	8
JLS Concrete Paving	1	56%	24	0	0%	0	4	100%	43	0	0%	0	0	0%	0	0	0%	0	4	43
JMH Engineering sub to Baker	5	12%	525	8	57%	2401	19	95%	4008	0	0%	0	0	0%	0	0	0%	0	24	4220
JMH Engineering sub to Sisco	0	0%	0	2	68%	26	4	100%	38	0	0%	0	0	0%	0	0	0%	0	4	38
Johnson Controls Fire Protection LP	0	0%	0	0	0%	0	2	100%	17	0	0%	0	0	0%	0	0	0%	0	2	17
Juboo Testline	1	27%	6	0	0%	0	3	100%	22	0	0%	0	0	0%	0	0	0%	0	3	22
Leko Construction, Inc.	0	0%	0	2	43%	80	4	77%	144	0	0%	0	0	0%	0	0	0%	0	5	188
Mirina Landscape, Inc.	0	0%	0	0	0%	0	3	41%	17	0	0%	0	0	0%	0	0	0%	0	6	41
Mitt Chior, Inc.	0	0%	0	0	0%	0	1	56%	8	0	0%	0	0	0%	0	0	0%	0	3	14
Mike Zarp, Inc. sub to Swinerton	0	0%	0	0	0%	0	7	62%	272	0	0%	0	0	0%	0	0	0%	0	16	435
Mike Zarp, Inc. sub to Control Air Enterprises	0	0%	0	0	0%	0	3	40%	8	0	0%	0	0	0%	0	0	0%	0	3	20
Murray Company	0	0%	0	6	17%	1038	23	62%	3814	0	0%	0	1	1%	74	1	1%	74	45	6165
Myers & Sons Hi-Way Safety, Inc.	0	0%	0	0	0%	0	2	100%	30	0	0%	0	0	0%	0	0	0%	0	2	30
Ondate Plastering Contracting	0	0%	0	0	0%	0	1	50%	19	0	0%	0	0	0%	0	0	0%	0	2	38
Palo, Inc. dba Excel Paving	3	23%	26	2	21%	24	11	100%	115	0	0%	0	0	0%	0	0	0%	0	11	115
Pavement Recycling Systems	0	0%	0	0	0%	0	0	0%	0	0	0%	0	0	0%	0	0	0%	0	1	9
Penhall sub to GGG Demolition	0	0%	0	0	0%	0	5	93%	97	0	0%	0	0	0%	0	0	0%	0	6	104
Penhall sub to Murray Company	0	0%	0	0	0%	0	0	0%	0	0	0%	0	0	0%	0	0	0%	0	1	4
Penhall sub to Power One LLC	0	0%	0	1	23%	8	2	100%	36	0	0%	0	0	0%	0	0	0%	0	2	36
Performance Contracting, Inc.	0	0%	0	0	0%	0	2	100%	61	0	0%	0	0	0%	0	0	0%	0	2	61
Phoenix Landscape	0	0%	0	0	0%	0	2	40%	10	0	0%	0	0	0%	0	0	0%	0	4	25
Power One LLC	0	0%	0	3	18%	111	16	63%	1081	0	0%	0	0	0%	0	0	0%	0	27	1718
Quality Production Services, Inc.	0	0%	0	3	22%	215	14	84%	833	0	0%	0	0	0%	0	0	0%	0	18	989
Quality Rebar, Inc.	0	0%	0	0	0%	0	0	0%	0	0	0%	0	0	0%	0	0	0%	0	6	41
Quality Reinforcing	0	0%	0	0	0%	0	3	1%	6	0	0%	0	0	0%	0	0	0%	0	20	460
RJ Noble	0	0%	0	0	0%	0	2	28%	16	0	0%	0	0	0%	0	0	0%	0	5	57
Sisco	2	10%	420	9	76%	3060	24	98%	3943	0	0%	0	0	0%	0	0	0%	0	27	4006
The McIntyre Company	1	13%	16	0	0%	0	2	58%	70	0	0%	0	0	0%	0	0	0%	0	3	124
Vertical Access, Inc.	0	0%	0	0	0%	0	3	100%	24	0	0%	0	0	0%	0	0	0%	0	3	24
Vertical Access, Inc. sub to Quality Production	0	0%	0	2	9%	6	4	58%	40	0	0%	0	0	0%	0	0	0%	0	5	69

*Percentages reflect workers who are verified as Disadvantaged by Pacific Gateway Workforce Investment Network and Veterans verified by Parsons (per COLB PLA Section 3.5 (c))



Parsons Constructors Inc.

100 West Walnut Street • Pasadena, California 91124 • (626) 440-3000 • Fax: (626) 440-2516

Date: March 25, 2021

To: Tom Luby
General Consolidated Constructors
tom@gcc-inc.us

CC: Karina Chavez, General Consolidated
Michelle Harati, Harati Solutions
Tony Resendez, City of Long Beach
Melissa Pyun, City of Long Beach
Dan Sloan, Parsons
Don Maurer, Parsons
Rasien Connelly, Parsons

From: Tara Neumann, Parsons
Tara.Neumann@parsons.com

RE: Community Economic Development Efforts at the City of Long Beach
Project: Granada / Junipero Beach Concession Renovations & Site Improvements
Prime Contractor: General Consolidated Constructors
Attachment: Local Hire & Disadvantaged/Veteran Worker Report

In working toward meeting the City of Long Beach's PLA goals on the City of Long Beach Granada / Junipero Beach Concession Renovations and Site Improvements project, we are providing you with an update of the current percentages achieved by General Consolidated Constructors and its subcontractors.

We are highlighting those contractors who are exceeding the Local Hire and Disadvantaged/Veteran Goals and those who could use a boost in increasing their numbers. I've attached a summary report for your reference which includes all CPR data received through March 20, 2021.

This project is funded with Tidelands funds, therefore the COLB, PLA Article 3, Section 3.5(a)(1) is applicable. "Where Project Work is funded in full or in part by the State of California Tidelands funds, the term Local Resident, as used in this section shall mean an individual whose primary place of residence is within the Counties of Los Angeles or Orange".

Project overall Local Resident Goal (40% Goal):

- 3rd Tier Zip Codes (Los Angeles & Orange County – includes Long Beach & Gateway Cities Zip Codes): Currently 63%
- 1st Tier Zip Codes: (Long Beach Zip Codes): Currently 13%
- 2nd Tier Zip Codes (Gateway Cities): Currently 11%

Contractors who have submitted CPRs that are currently *exceeding* the City of Long Beach PLA Local Hire Goal of 40% are as follows:

Contractor	1 st Tier Zip Codes	2 nd Tier Zip Codes	3 rd Tier Zip Codes
General Consolidated Constructors	12%	13%	61%
Mark Beamish	17%	0%	100%
Merli Concrete Pumping	19%	0%	95%
Ortco, Inc.	0%	52%	100%
T.J. Janca Construction	30%	0%	100%



RE:	Community Economic Development Efforts through March 20, 2021
Project:	City of Long Beach Granada / Junipero Beach Concession
Prime Contractor:	General Consolidated Constructors

Contractor	1 st Tier Zip Codes	2 nd Tier Zip Codes	3 rd Tier Zip Codes
The Blakely Co., Inc.	0%	0%	100%

Contractors have submitted Certified Payroll Reports and who are **below 40%** of the PLA Local Hire (Los Angeles & Orange County) Goal:

Contractor	1 st Tier Zip Codes	2 nd Tier Zip Codes	3 rd Tier Zip Codes
Big Bear Electric	0%	0%	33%
Ondatje Contracting Inc.	0%	0%	11%
On Point Land Surveying	0%	0%	0%
Spectrasystems dba Spectraturf	27%	0%	27%
Western Sign & Awning	0%	0%	0%

Disadvantaged/Veteran workers (10% Goal): **Currently 5%**
 Total Project Hours: 13,742
 Total Disadvantaged Hours: 0
 Total Veteran Hours: 699

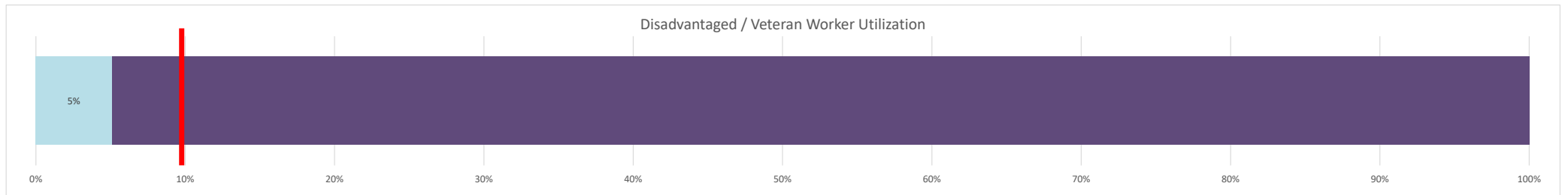
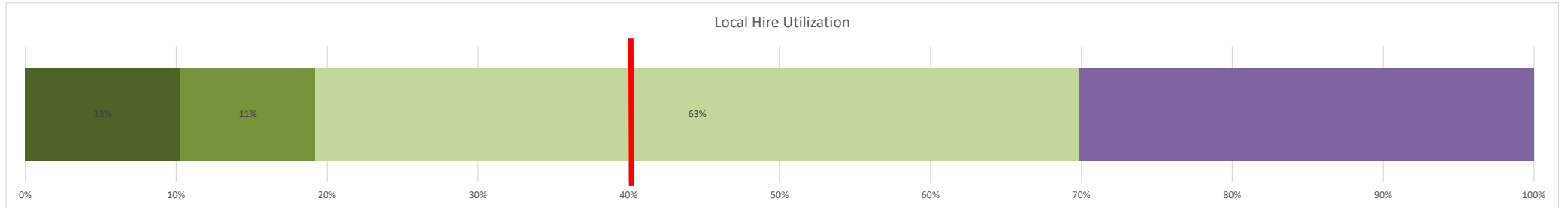
Contractors who are working toward and exceeding the **PLA Disadvantaged/Veteran goal of 10%**:
(percentages reflect workers who are verified as Disadvantaged or Veteran for the hours performed by each contractor)

- General Consolidated Constructors: 6%

The remaining contractors working on this project have 0% verified worker hours that count toward the 10% PLA Disadvantaged / Veteran goal *(percentages reflect workers who are verified as Disadvantaged by Pacific Gateway Workforce Investment Network and Veterans verified by Parsons as per COLB PLA Section 3.5 (c)).*

We look forward to working with General Consolidated Constructors toward the achievement of the City of Long Beach's PLA Local Hire and Disadvantaged/Veteran goal.

Project: City of Long Beach - Granada / Junipero Beach Concession Renovations & Site Improvements
 Prime: General Consildated Constructors



	LONG BEACH RESIDENT (1st Tier)			GATEWAY CITIES RESIDENT (2nd Tier)			LA/OC RESIDENT (3rd Tier) - includes Long Beach & Gateway Zip Codes			DISADVANTAGED (Verified by Pacific Gateway)*			VETERAN (Verified by Parsons)*			DISADVANTAGED / VETERAN			TOTAL	
	# Long Beach Worker	% Hours Long Beach Residents	Hours Long Beach	# Gateway Cities Worker	% Hours Gateway Residents	Hours Gateway Cities	# LA/OC Workers	% Hours LA/OC Residents	Hours LA/OC	# Disadvantaged Workers	% Hours Disadvantaged	Hours Disadvantaged	# Veteran Workers	% Hours Veteran	Hours Veteran	# Disadvantaged / Veteran Workers	% Hours Disadvantaged / Veteran	Hours Disadvantaged / Veteran	All Workers	Total Project Hours
Project Total	15	13%	1750	14	11%	1517	80	63%	8621	0	0%	0	1	5%	699	1	5%	699	113	13742
General Consildated Constructors	9	12%	1333	13	13%	1510	46	61%	6961	0	0%	0	1	6%	699	1	6%	699	62	11474
Big Bear Electric	0	0%	0	0	0%	0	1	33%	76	0	0%	0	0	0%	0	0	0%	0	5	231
Mark Beamish Waterproofing	1	17%	4	0	0%	0	5	100%	23	0	0%	0	0	0%	0	0	0%	0	5	23
Merli Concrete Pumping	2	19%	32	0	0%	0	13	95%	160	0	0%	0	0	0%	0	0	0%	0	14	169
Ondatje Contracting, Inc.	0	0%	0	0	0%	0	1	11%	11	0	0%	0	0	0%	0	0	0%	0	4	101
On Point Land Surveying, Inc.	0	0%	0	0	0%	0	0	0%	0	0	0%	0	0	0%	0	0	0%	0	1	44
Ortco, Inc.	0	0%	0	1	52%	7	2	100%	13	0	0%	0	0	0%	0	0	0%	0	2	13
The Blakely Co., Inc.	0	0%	0	0	0%	0	3	100%	332	0	0%	0	0	0%	0	0	0%	0	3	332
TJ Janca Construction	2	30%	291	0	0%	0	8	100%	955	0	0%	0	0	0%	0	0	0%	0	8	955
Spectrasystems DBA Spectraturf	1	27%	90	0	0%	0	1	27%	90	0	0%	0	0	0%	0	0	0%	0	5	329
Western Sign & Awning, Inc.	0	0%	0	0	0%	0	0	0%	0	0	0%	0	0	0%	0	0	0%	0	4	72

*Percentages refer workers who are verified as Disadvantaged by Pacific Gateway Workforce Investment Network and Veterans verified by Parsons (per COLB PLA Section 3.5 (c))



Parsons Constructors Inc.

100 West Walnut Street • Pasadena, California 91124 • (626) 440-3000 • Fax: (626) 440-2516

Date: March 25, 2021

To: Scott Mothershed
Reyes Construction, Inc.
smothershed@reyesconstruction.com

CC: Theresa Hernandez, Reyes Construction
Mahmoud Akhavain, Harris & Assoc.
Michelle Harati, Harati Solutions
Mouhsen Habib, City of Long Beach
Melissa Pyun, City of Long Beach
Dan Sloan, Parsons
Rasien Connelly, Parsons

From: Tara Neumann, Parsons
Tara.Neumann@parsons.com

RE: Community Economic Development Efforts at the City of Long Beach
Project: City of Long Beach Naples Island Permanent Seawall Rebuild Phase 2
Prime Contractor: Reyes Construction, Inc.
Attachment: Local Hire & Disadvantaged/Veteran Worker Report

In working toward meeting the City of Long Beach's PLA goals on the City of Long Beach Naples Island Permanent Seawall Rebuild Phase 2 project, we are providing you with an update of the current percentages achieved by Reyes Construction, Inc. and its subcontractors.

We are highlighting those contractors who are exceeding the Local Hire and Disadvantaged/Veteran Goals and those who could use a boost in increasing their numbers. I've attached a summary report for your reference which includes all CPR data received through March 20, 2021.

This project is funded with Tidelands funds, therefore the COLB, PLA Article 3, Section 3.5(a)(1) is applicable. "Where Project Work is funded in full or in part by the State of California Tidelands funds, the term Local Resident, as used in this section shall mean an individual whose primary place of residence is within the Counties of Los Angeles or Orange".

Project overall Local Resident Goal (40% Goal):

- 3rd Tier Zip Codes (Los Angeles & Orange County – includes Long Beach & Gateway Cities Zip Codes): Currently 52%
- 1st Tier Zip Codes: (Long Beach Zip Codes): Currently 5%
- 2nd Tier Zip Codes (Gateway Cities): Currently 13%

Contractors who have submitted CPRs that are currently *exceeding* the City of Long Beach PLA Local Hire Goal of 40% are as follows:

Contractor	1 st Tier Zip Codes	2 nd Tier Zip Codes	3 rd Tier Zip Codes
Reyes Construction, Inc.	4%	14%	48%
Allied Steel Company	0%	30%	77%
Bill Carr Survey	39%	12%	100%
Blue Iron	0%	0%	55%
Contractor	1 st Tier Zip Codes	2 nd Tier Zip Codes	3 rd Tier Zip Codes



RE:	Community Economic Development Efforts through March 20, 2021
Project:	City of Long Beach Naples Island Permanent Sewall Rebuild Phase 2
Prime Contractor:	Reyes Construction, Inc.

Forkert Engineering & Surveying	0%	2%	70%
Global Diving & Salvage	89%	0%	89%
Gonsalves & Santucci dba Conco	3%	0%	88%
Marina Landscape	0%	0%	90%
MSL Electric	1%	11%	50%
Penhall	0%	29%	100%
Tipco Engineering	0%	0%	50%

Contractors have submitted Certified Payroll Reports and who are **below 40%** of the PLA Local Hire (Los Angeles & Orange County) Goal:

Contractor	1 st Tier Zip Codes	2 nd Tier Zip Codes	3 rd Tier Zip Codes
Hardy & Harper, Inc.	0%	0%	38%
Monroy Steel, Inc.	0%	10%	38%
QC Southwest	0%	0%	30%

Disadvantaged/Veteran workers (10% Goal): **Currently 8%**

Total Project Hours: 49,066
 Total Disadvantaged Hours: 4,117
 Total Veteran Hours: 2,118

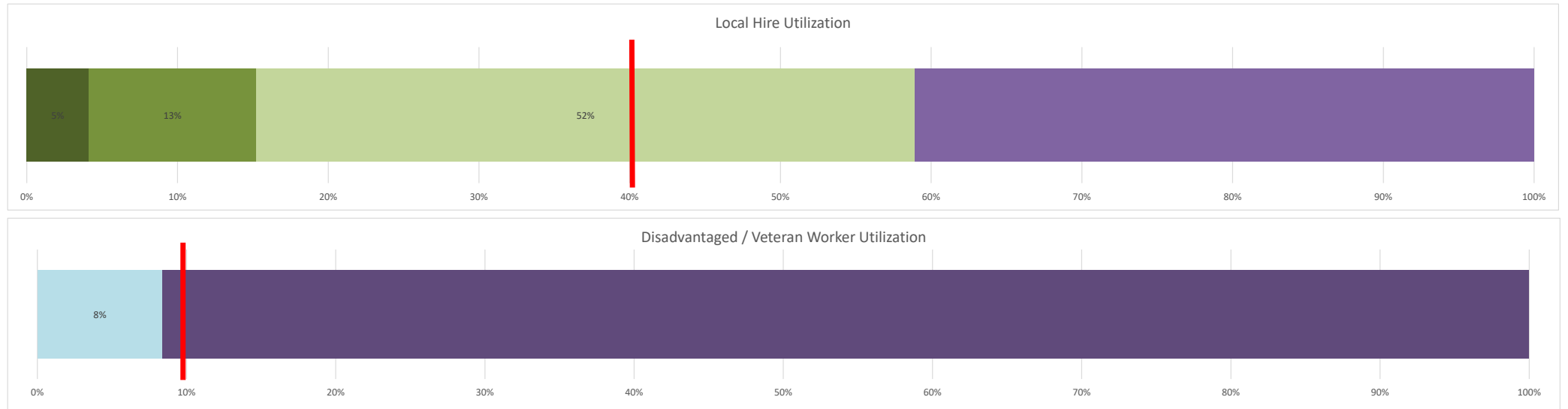
Contractors who are working toward and exceeding the **PLA Disadvantaged/Veteran goal of 10%:** *(percentages reflect workers who are verified as Disadvantaged or Veteran for the hours performed by each contractor)*

- Reyes Construction: 10%
- Global Diving 30%
- MSL Electric: 0.1%

The remaining contractors working on this project have 0% verified worker hours that count toward the 10% PLA Disadvantaged / Veteran goal *(percentages reflect workers who are verified as Disadvantaged by Pacific Gateway Workforce Investment Network and Veterans verified by Parsons as per COLB PLA Section 3.5 (c)).*

We look forward to working with Reyes Construction, Inc. toward the achievement of the City of Long Beach's PLA Local Hire and Disadvantaged/Veteran goal.

Project: City of Long Beach - Naples Seawall Rebuild Phase 2
 Prime: Reyes Construction, Inc.



	LONG BEACH RESIDENT (1st Tier)			GATEWAY CITIES RESIDENT (2nd Tier)			LA/OC RESIDENT (3rd Tier) - includes Long Beach & Gateway Zip Codes			DISADVANTAGED (Verified by Pacific Gateway)*			VETERAN (Verified by Parsons)*			DISADVANTAGED / VETERAN			TOTAL	
	# Long Beach Worker	% Hours Long Beach Residents	Hours Long Beach	# Gateway Cities Worker	% Hours Gateway Residents	Hours Gateway Cities	# LA/OC Workers	% Hours LA/OC Residents	Hours LA/OC	# Disadvantaged Workers	% Hours Disadvantaged	Hours Disadvantaged	# Veteran Workers	% Hours Veteran	Hours Veteran	# Disadvantaged / Veteran Workers	% Hours Disadvantaged / Veteran	Hours Disadvantaged / Veteran	All Workers	Total Project Hours
Project Total	13	5%	2379	19	13%	6445	120	52%	25275	1	4%	1,999	5	4%	2,118	6	8%	4117	208	49066
Reyes Construction, Inc.	4	4%	1524	8	14%	5401	36	48%	19222	1	5%	1999	3	5%	1868	4	10%	3867	72	39829
Allied Steel Company	0	0%	0	3	30%	622	9	77%	1620	0	0%	0	0	0%	0	0	0%	0	14	2091
Bill Carr Survey	1	39%	90	1	12%	28	4	100%	228	0	0%	0	0	0%	0	0	0%	0	4	228
Blue Iron	0	0%	0	0	0%	0	2	55%	328	0	0%	0	0	0%	0	0	0%	0	4	598
Forkert Engineering & Surveying	0	0%	0	1	2%	11	6	70%	419	0	0%	0	0	0%	0	0	0%	0	8	598
Global Diving & Salvage, Inc.	5	89%	733	0	0%	0	5	89%	733	0	0%	0	1	30%	247	1	30%	247	9	824
Gonsalves & Santucci dba Conco Pumping	1	3%	8	0	0%	0	7	88%	230	0	0%	0	0	0%	0	0	0%	0	9	261
Hardy & Harper, Inc.	0	0%	0	0	0%	0	4	38%	59	0	0%	0	0	0%	0	0	0%	0	14	154
Marina Landscape	0	0%	0	0	0%	0	20	90%	697	0	0%	0	0	0%	0	0	0%	0	28	779
Monroy Steel, Inc.	0	0%	0	1	10%	100	4	38%	376	0	0%	0	0	0%	0	0	0%	0	10	984
MSL Electric	2	1%	24	4	11%	267	16	50%	1257	0	0%	0	1	0%	3	1	0.1%	3	26	2513
Penhall Company	0	0%	0	1	29%	16	4	100%	56	0	0%	0	0	0%	0	0	0%	0	4	56
QC Southwest	0	0%	0	0	0%	0	1	30%	36	0	0%	0	0	0%	0	0	0%	0	2	121
Tipco Engineering, Inc.	0	0%	0	0	0%	0	2	50%	16	0	0%	0	0	0%	0	0	0%	0	4	32

*Percentages reflect workers who are verified as Disadvantaged by Pacific Gateway Workforce Investment Network and Veterans verified by Parsons (per COLB PLA Section 3.5 (c))