



Parsons Constructors Inc.

100 West Walnut Street • Pasadena, California 91124 • (626) 440-3000 • Fax: (626) 440-2516

Date: January 25, 2021

To: Kevin Shirali
 Klassic Engineering & Construction
 klassicplans@gmail.com

CC: Isha Sebastian, Klassic Engineering
 Mark Verrengia, Ardurra
 Dustin Blackwell, Ardurra
 Angelica Dominguez, City of Long Beach
 Tony Resendez, City of Long Beach
 Melissa Pyun, City of Long Beach
 Brenda Cubillo, City of Long Beach
 Dan Sloan, Parsons
 Don Maurer, Parsons
 Rasien Connelly, Parsons

From: Tara Neumann, Parsons
 Tara.Neumann@parsons.com

RE: Community Economic Development Efforts at the City of Long Beach
 Project: City of Long Beach Alamitos Beach Concession Building
 Prime Contractor: Klassic Engineering & Construction, Inc.
 Attachment: Local Hire & Disadvantaged/Veteran Worker Report

In working toward meeting the City of Long Beach's PLA goals on the City of Long Beach Alamitos Beach Concession Building project, we are providing you with an update of the current percentages achieved by Klassic Engineering & Construction, Inc. and its subcontractors.

We are highlighting those contractors who are exceeding the Local Hire and Disadvantaged/Veteran Goals and those who could use a boost in increasing their numbers. I've attached a summary report for your reference which includes all CPR data received through January 20, 2021.

This project is funded with Tidelands funds, therefore the COLB, PLA Article 3, Section 3.5(a)(1) is applicable. "Where Project Work is funded in full or in part by the State of California Tidelands funds, the term Local Resident, as used in this section shall mean an individual whose primary place of residence is within the Counties of Los Angeles or Orange".

Project overall Local Resident Goal (40% Goal):

- 3rd Tier Zip Codes (Los Angeles & Orange County – includes Long Beach & Gateway Cities Zip Codes): Currently 70%
- 1st Tier Zip Codes: (Long Beach Zip Codes): Currently 8%
- 2nd Tier Zip Codes (Gateway Cities): Currently 22%

Contractors who have submitted CPRs that are currently *exceeding* the City of Long Beach PLA Local Hire Goal of 40% are as follows:

Contractor	1 st Tier Zip Codes	2 nd Tier Zip Codes	3 rd Tier Zip Codes
Klassic Engineering & Construction	11%	18%	65%
Abdellatif Enterprises, Inc.	3%	34%	79%
Alliance Electric	25%	5%	97%



RE: Community Economic Development Efforts through January 20, 2021
Project: City of Long Beach Alamitos Beach Concession Building
Prime Contractor: Klassic Engineering & Construction, Inc.

Contractor	1 st Tier Zip Codes	2 nd Tier Zip Codes	3 rd Tier Zip Codes
Apex Fire Protection, Inc.	9%	0%	100%
Karcher Insulation	0%	0%	100%
Koppl Pipeline Services	0%	0%	100%
KSU Corporation	0%	40%	88%
La Tour Builders, Inc.	0%	0%	57%
Marina Landscape	4%	0%	95%
New Art Construction, Inc.	0%	0%	100%
Simco Mechanical	0%	36%	100%
Troyer Contracting, Inc.	6%	43%	80%
Upland Contracting, Inc.	35%	2%	56%

Contractors have submitted Certified Payroll Reports and who are **below 40%** of the PLA Local Hire (Los Angeles & Orange County) Goal:

Contractor	1 st Tier Zip Codes	2 nd Tier Zip Codes	3 rd Tier Zip Codes
Demolition Specialists, Inc.	0%	0%	17%
JA Lynch Masonry, Inc.	0%	15%	39%
J & C Environmental	0%	0%	0%

Disadvantaged/Veteran workers (10% Goal): **Currently 9%**

Total Project Hours: 14,815
 Total Disadvantaged Hours: 0
 Total Veteran Hours: 1,294

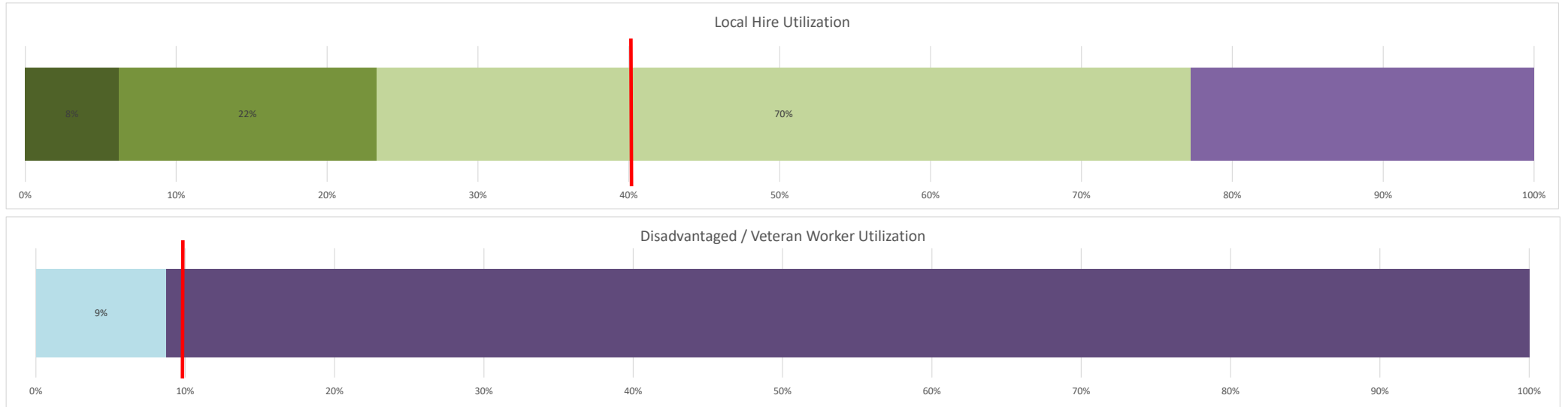
Contractors who are working toward and exceeding the **PLA Disadvantaged/Veteran goal of 10%**:
(percentages reflect workers who are verified as Disadvantaged or Veteran for the hours performed by each contractor)

- Klassic Engineering & Construction, Inc.: 15%
- Abdellatif Enterprises: 1%
- JA Lynch Masonry, Inc.: 23%

The remaining contractors working on this project have 0% verified worker hours that count toward the 10% PLA Disadvantaged / Veteran goal *(percentages reflect workers who are verified as Disadvantaged by Pacific Gateway Workforce Investment Network and Veterans verified by Parsons as per COLB PLA Section 3.5 (c)).*

We look forward to working with Klassic Engineering & Construction, Inc. toward the achievement of the City of Long Beach's PLA Local Hire and Disadvantaged/Veteran goal.

Project: City of Long Beach - Alamitos Beach Concession Building
 Prime: Klassic Engineering & Construction, Inc.



	LONG BEACH RESIDENT (1st Tier)			GATEWAY CITIES RESIDENT (2nd Tier)			LA/OC RESIDENT (3rd Tier) - includes Long Beach & Gateway Zip Codes			DISADVANTAGED (Verified by Pacific Gateway)*			VETERAN (Verified by Parsons)*			DISADVANTAGED / VETERAN			TOTAL	
	# Long Beach Worker	% Hours Long Beach Residents	Hours Long Beach	# Gateway Cities Worker	% Hours Gateway Residents	Hours Gateway Cities	# LA/OC Workers	% Hours LA/OC Residents	Hours LA/OC	# Disadvantaged Workers	% Hours Disadvantaged	Hours Disadvantaged	# Veteran Workers	% Hours Veteran	Hours Veteran	# Disadvantaged / Veteran Workers	% Hours Disadvantaged / Veteran	Hours Disadvantaged / Veteran	All Workers	Total Project Hours
Project Total	18	8%	1195	27	22%	3298	140	70%	10425	0	0%	0	4	9%	1,294	4	9%	1294	185	14815
Klassic Engineering & Construction, Inc.	8	11%	788	5	18%	1316	40	65%	4789	0	0%	0	2	15%	1127	2	15%	1127	54	7371
Abdellatif Enterprises, Inc.	1	3%	88	5	34%	1087	20	79%	2501	0	0%	0	1	1%	24	1	1%	24	24	3152
Alliance Electric	2	25%	120	1	5%	25	6	97%	459	0	0%	0	0	0%	0	0	0%	0	7	475
Apex Fire Protection, Inc.	1	9%	24	0	0%	0	10	100%	258	0	0%	0	0	0%	0	0	0%	0	10	258
Demolition Specialist, Inc.	0	0%	0	0	0%	0	1	17%	21	0	0%	0	0	0%	0	0	0%	0	4	125
J & C Environmental	0	0%	0	0	0%	0	0	0%	0	0	0%	0	0	0%	0	0	0%	0	1	4
JA Lynch Masonry, Inc.	0	0%	0	1	15%	92	7	39%	244	0	0%	0	1	23%	143	1	23%	143	11	626
Karcher Insulation	0	0%	0	0	0%	0	1	100%	7	0	0%	0	0	0%	0	0	0%	0	1	7
Koppl Pipeline Services, Inc.	0	0%	0	0	0%	0	2	100%	6	0	0%	0	0	0%	0	0	0%	0	2	6
KSU Corporation	0	0%	0	1	40%	118	4	88%	258	0	0%	0	0	0%	0	0	0%	0	8	294
La Tour Builders, Inc.	0	0%	0	0	0%	0	2	57%	294	0	0%	0	0	0%	0	0	0%	0	4	519
Marina Landscape	1	4%	8	0	0%	0	6	95%	195	0	0%	0	0	0%	0	0	0%	0	7	206
New Art Construction, Inc.	0	0%	0	0	0%	0	1	100%	7	0	0%	0	0	0%	0	0	0%	0	1	7
Simco Mechanical	0	0%	0	2	36%	40	7	100%	112	0	0%	0	0	0%	0	0	0%	0	7	112
Troyer Contracting, Inc.	2	6%	89	9	43%	615	21	80%	1148	0	0%	0	0	0%	0	0	0%	0	25	1430
Upland Contracting, Inc.	3	35%	78	3	2%	5	12	56%	126	0	0%	0	0	0%	0	0	0%	0	19	224

*Percentages reflect workers who are verified as Disadvantaged by Pacific Gateway Workforce Investment Network and Veterans verified by Parsons (per COLB PLA Section 3.5 (c))



Parsons Constructors Inc.

100 West Walnut Street • Pasadena, California 91124 • (626) 440-3000 • Fax: (626) 440-2516

Date: January 26, 2021

To: Jenny Deneva
 American Landscape
jdeneva@americanlandscape.com

CC: Kelly Parkins, City of Long Beach
 Sandy Palmer, City of Long Beach
 Melissa Pyun, City of Long Beach
 Brenda Cubillo, City of Long Beach
 Don Maurer, Parsons
 Rasien Connelly, Parsons
 Dan Sloan, Parsons

From: Tara Neumann, Parsons
 Tara.Neumann@parsons.com

RE: Community Economic Development Efforts at the City of Long Beach
 Project: Central Irrigation Renovation
 Prime Contractor: American Landscape, Inc.
 Attachment: Local Hire & Disadvantaged/Veteran Worker Report

In working toward meeting the City of Long Beach's PLA goals on the City of Long Beach Central Irrigation Renovation project, we are providing you with an update of the current percentages achieved by American Landscape, Inc. and its subcontractors.

We are highlighting those contractors who are exceeding the Local Hire and Disadvantaged/Veteran Goals and those who could use a boost in increasing their numbers. I've attached a summary report for your reference which includes all CPR data received through January 20, 2021.

Project overall Local Resident Goal (40% Goal):

- 1st Tier Zip Codes (Long Beach Zip Codes): Currently 5%
- 2nd Tier Zip Codes (Gateway Cities): Currently 4%
- 3rd Tier Zip Codes (Los Angeles & Orange County – includes Long Beach & Gateway Cities Zip Codes): Currently 76%

Contractors who have submitted CPRs that are currently *exceeding* the City of Long Beach PLA Local Hire Goal of 40% are as follows:

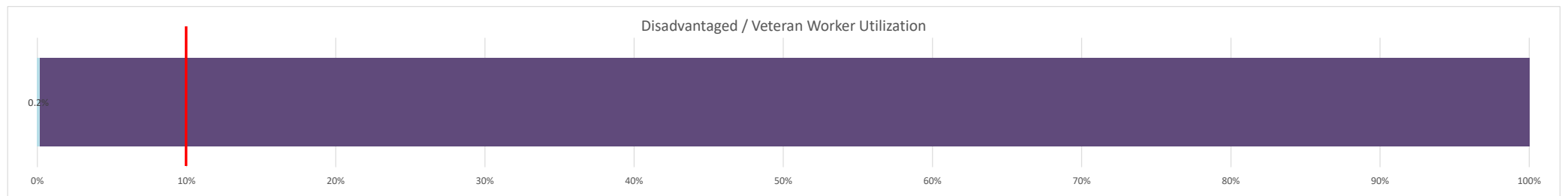
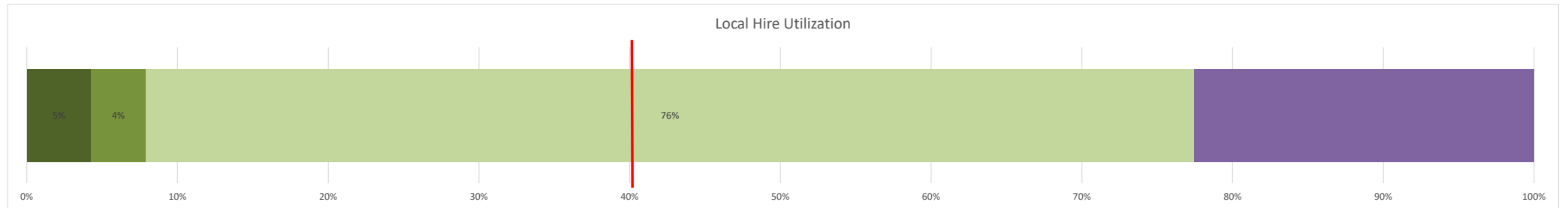
Contractor	1 st Tier Zip Codes	2 nd Tier Zip Codes	3 rd Tier Zip Codes
American Landscape, Inc.	5%	4%	76%

Disadvantaged/Veteran workers (10% Goal): **Currently 0.2%**

Total Project Hours: 4,572
 Total Disadvantaged Hours: 8
 Total Veteran Hours: 0

We look forward to working with American Landscape, Inc. toward the achievement of the City of Long Beach's PLA Local Hire and Disadvantaged/Veteran goal.

Project: City of Long Beach - Central Irrigation
 Prime: American Landscape



	LONG BEACH RESIDENT (1st Tier)			GATEWAY CITIES RESIDENT (2nd Tier)			LA/OC RESIDENT (3rd Tier) - includes Long Beach & Gateway Zip Codes			DISADVANTAGED (Verified by Pacific Gateway)*			VETERAN (Verified by Parsons)*			DISADVANTAGED / VETERAN			TOTAL	
	# Long Beach Worker	% Hours Long Beach Residents	Hours Long Beach	# Gateway Cities Worker	% Hours Gateway Residents	Hours Gateway Cities	# LA/OC Workers	% Hours LA/OC Residents	Hours LA/OC	# Disadvantaged Workers	% Hours Disadvantaged	Hours Disadvantaged	# Veteran Workers	% Hours Veteran	Hours Veteran	# Disadvantaged / Veteran Workers	% Hours Disadvantaged / Veteran	Hours Disadvantaged / Veteran	All Workers	Total Project Hours
Project Total	2	5%	212	2	4%	179	12	76%	3454	1	0.2%	8	0	0%	0	1	0.2%	8	14	4572
American Landscape	2	5%	212	2	4%	179	12	76%	3454	1	0%	8	0	0%	0	1	0.2%	8	14	4572

*Percentages reflect workers who are verified as Disadvantaged by Pacific Gateway Workforce Investment Network and Veterans verified by Parsons (per COLB PLA Section 3.5 (c))



Parsons Constructors Inc.

100 West Walnut Street • Pasadena, California 91124 • (626) 440-3000 • Fax: (626) 440-2516

Date: January 25, 2020

To: Bill Klorman
WM Klorman Construction
Bklorman@klorman.com

CC: David Kelly, Psomas
Melissa Pyun, City of Long Beach
Brenda Cubillo, City of Long Beach
Don Maurer, Parsons
Rasien Connelly, Parsons
Dan Sloan, Parsons

From: Tara Neumann, Parsons
Tara.Neumann@parsons.com

RE: Community Economic Development Efforts at the City of Long Beach
Project: City of Long Beach Civic Center Parking Structure
Prime Contractor: WM Klorman Construction Corp.
Attachment: Local Hire & Disadvantaged/Veteran Worker Report

In working toward meeting the City of Long Beach's PLA goals on the City of Long Beach Civic Center Parking Structure project, we are providing you with an update of the current percentages achieved by WM Klorman Construction Corp and its subcontractors.

We are highlighting those contractors who are exceeding the Local Hire and Disadvantaged/Veteran Goals and those who could use a boost in increasing their numbers. I've attached a summary report for your reference which includes all CPR data received through January 20, 2021.

Project overall Local Resident Goal (40% Goal):

- 1st Tier Zip Codes (Long Beach Zip Codes): Currently 6%
- 2nd Tier Zip Codes (Gateway Cities): Currently 18%
- 3rd Tier Zip Codes (Los Angeles & Orange County – includes Long Beach & Gateway Cities Zip Codes): Currently 76%

Contractors who have submitted CPRs that are currently *exceeding* the City of Long Beach PLA Local Hire Goal of 40% are as follows:

Contractor	1 st Tier Zip Codes	2 nd Tier Zip Codes	3 rd Tier Zip Codes
WM Klorman	All Work Subcontracted		
Apollo Electric	0%	0%	77%
Cal Pac Sheet Metal, Inc.	0%	0%	100%
Calcoast Steel, Inc.	0%	0%	57%
California Fire Protection Sprinkler	0%	0%	100%
CA Signs	0%	0%	100%
Choice Drilling	0%	0%	100%
Condon Johnson & Associates, Inc.	0%	50%	71%
Don Brandel Plumbing, Inc.	0%	14%	100%



RE:	Community Economic Development Efforts through January 20, 2021
Project:	City of Long Beach Civic Center Parking Structure
Prime Contractor:	WM Klorman Construction Corp.

Contractor	1 st Tier Zip Codes	2 nd Tier Zip Codes	3 rd Tier Zip Codes
Ground Penetrating Radar Systems	100%	0%	100%
Hamilton Excavating, Inc.	0%	0%	100%
Hydraulic Crane LLC	13%	34%	81%
J's Pipeline	0%	0%	86%
JLS Concrete Pumping	14%	0%	72%
Masonry Concepts, Inc.	0%	26%	74%
Middle Earth Geo Testing	0%	50%	100%
Otis Elevator Company	0%	0%	70%
Pacific Waterproofing	0%	0%	65%
Precision Doors & Millwork	0%	0%	100%
Psomas	26%	68%	100%
Stantru Resources, Inc.	6%	21%	74%
Twining, Inc.	26%	4%	90%
Unified Inspection & Testing	0%	0%	100%
Westco Service Company	0%	0%	100%
Wreck Age Demolition	14%	6%	91%

Contractors have submitted Certified Payroll Reports and who are **below 40%** of the PLA Local Hire (Los Angeles & Orange County) Goal:

Contractor	1 st Tier Zip Codes	2 nd Tier Zip Codes	3 rd Tier Zip Codes
Doty Brothers Equipment	0%	4%	32%
J & B Engineers Surveyors	0%	0%	0%

Disadvantaged/Veteran workers (10% Goal): **Currently 2%**

Total Project Hours: 30,258

Total Disadvantaged Hours: 0

Total Veteran Hours: 741

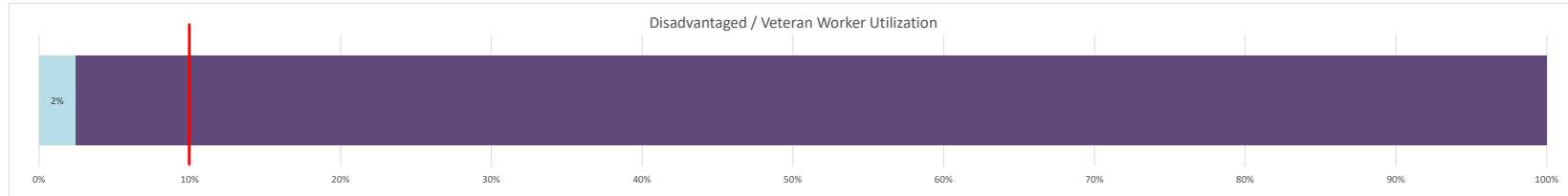
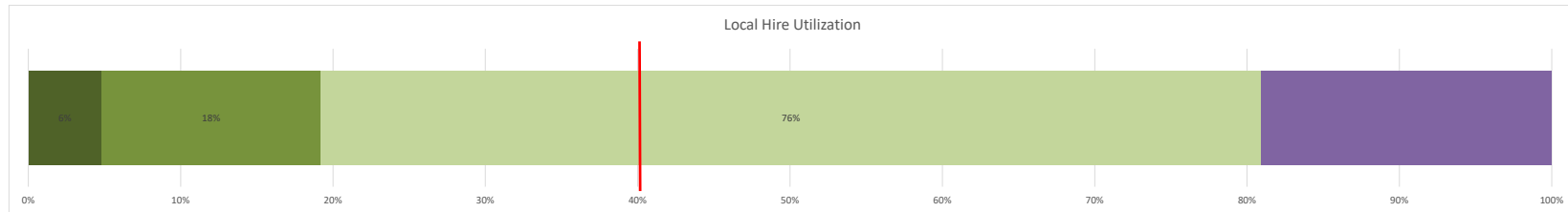
Contractors who are working toward and exceeding the **PLA Disadvantaged/Veteran goal of 10%:**
(percentages reflect workers who are verified as Disadvantaged or Veteran for the hours performed by each contractor)

- Stantru Resources: 4%

The remaining contractors working on this project have 0% verified worker hours that count toward the 10% PLA Disadvantaged / Veteran goal *(percentages reflect workers who are verified as Disadvantaged by Pacific Gateway Workforce Investment Network and Veterans verified by Parsons).*

We look forward to working with WM Klorman Construction Corp. toward the achievement of the City of Long Beach's PLA Local Hire and Disadvantaged/Veteran goal.

Project: City of Long Beach - Civic Center Parking Structure
 Prime: WM Klorman Construction Corp.



	LONG BEACH RESIDENT (1st Tier)			GATEWAY CITIES RESIDENT (2nd Tier)			LA/OC RESIDENT (3rd Tier) - includes Long Beach & Gateway Zip Codes			DISADVANTAGED (Verified by Pacific Gateway)*			VETERAN (Verified by Parsons)*			DISADVANTAGED / VETERAN			TOTAL	
	# Long Beach Worker	% Hours Long Beach Residents	Hours Long Beach	# Gateway Cities Worker	% Hours Gateway Residents	Hours Gateway Cities	# LA/OC Workers	% Hours LA/OC Residents	Hours LA/OC	# Disadvantaged Workers	% Hours Disadvantaged	Hours Disadvantaged	# Veteran Workers	% Hours Veteran	Hours Veteran	# Disadvantaged / Veteran Workers	% Hours Disadvantaged / Veteran	Hours Disadvantaged / Veteran	All Workers	Total Project Hours
Project Total	21	6%	1808	48	18%	5380	240	76%	23116	0	0%	0	1	2%	741	1	2%	741	335	30258
WM Klorman Construction																				
Apollo Electric	1	0%	4	0	0%	0	7	77%	1476	0	0%	0	0	0%	0	0	0%	0	14	1916
Cal Pac Sheet Metal, Inc.	0	0%	0	0	0%	0	2	100%	21	0	0%	0	0	0%	0	0	0%	0	1	21
Calcoast Steel, Inc.	0	0%	0	0	0%	0	3	57%	256	0	0%	0	0	0%	0	0	0%	0	6	446
California Fire Protection Sprinkler Co.	0	0%	0	0	0%	0	3	100%	460	0	0%	0	0	0%	0	0	0%	0	3	460
CA Signs	0	0%	0	0	0%	0	2	100%	2	0	0%	0	0	0%	0	0	0%	0	2	2
Choice Drilling, Inc.	0	0%	0	0	0%	0	1	100%	15	0	0%	0	0	0%	0	0	0%	0	1	15
Condon Johnson & Associates, Inc.	0	0%	0	3	50%	154	6	71%	219	0	0%	0	0	0%	0	0	0%	0	8	310
Don Brandel Plumbing, Inc.	0	0%	0	4	14%	84	9	100%	577	0	0%	0	0	0%	0	0	0%	0	9	577
Doty Brothres Equipment	0	0%	0	1	4%	9	4	32%	70	0	0%	0	0	0%	0	0	0%	0	6	222
Ground Penetrating Radar Systems, LLC	1	100%	24	0	0%	0	1	100%	24	0	0%	0	0	0%	0	0	0%	0	1	24
Hamilton Excavating, Inc.	0	0%	0	0	0%	0	1	100%	56	0	0%	0	0	0%	0	0	0%	0	0	56
Hydraulic Crane LLC	1	13%	13	1	34%	32	5	81%	76	0	0%	0	0	0%	0	0	0%	0	6	94
J & B Engineers Surveyors	0	0%	0	0	0%	0	0	0%	0	0	0%	0	0	0%	0	0	0%	0	1	14
J's Pipeline, Inc.	0	0%	0	0	0%	0	4	96%	235	0	0%	0	0	0%	0	0	0%	0	5	246
JLS Concrete Pumping	1	14%	39	0	0%	0	10	72%	194	0	0%	0	0	0%	0	0	0%	0	15	268
Masonry Concepts, Inc.	0	0%	0	6	26%	534	23	74%	1487	0	0%	0	0	0%	0	0	0%	0	31	2022
Middle Earth Geo Testing, Inc.	0	0%	0	1	50%	5	2	100%	9	0	0%	0	0	0%	0	0	0%	0	2	9
Otis Elevator Company	0	0%	0	0	0%	0	3	70%	28	0	0%	0	0	0%	0	0	0%	0	3	40
Pacific Waterproofing & Restoration, Inc.	0	0%	0	0	0%	0	3	65%	103	0	0%	0	0	0%	0	0	0%	0	5	157
Precision Doors & Millwork	0	0%	0	0	0%	0	1	100%	8	0	0%	0	0	0%	0	0	0%	0	1	8
Psomas	1	26%	23	4	68%	61	6	100%	90	0	0%	0	0	0%	0	0	0%	0	6	90
Stantru Resources, Inc.	8	6%	1271	24	21%	4386	108	74%	15482	0	0%	0	1	4%	741	1	4%	741	166	20807
Twining, Inc.	3	26%	223	3	4%	31	19	90%	775	0	0%	0	0	0%	0	0	0%	0	24	866
Unified Inspection & Testing, Inc.	0	0%	0	0	0%	0	1	100%	16	0	0%	0	0	0%	0	0	0%	0	1	16
Westco Service Company	0	0%	0	0	0%	0	5	100%	97	0	0%	0	0	0%	0	0	0%	0	5	97
Wreck Age Demolition, Inc.	5	14%	212	1	6%	86	11	91%	1342	0	0%	0	0	0%	0	0	0%	0	13	1478

*Percentages reflect workers who are verified as Disadvantaged by Pacific Gateway Workforce Investment Network and Veterans verified by Parsons (per COLB PLA Section 3.5 (c))



Parsons Constructors Inc.

100 West Walnut Street • Pasadena, California 91124 • (626) 440-3000 • Fax: (626) 440-2516

Date: January 25, 2021

To: Jose Acosta
Swinerton Builders
jacosta@swinerton.com

From: Tara Neumann, Parsons
Tara.Neumann@parsons.com

CC: Edward Einem, Swinerton Builders
Lupe Navarro, Swinerton Builders
Virginia Mercado, Swinerton Builders
Richard Panos, Anser Advisory
Jared Kemp, Anser Advisory
Melissa Pyun, City of Long Beach
Stephanie Gunawan, City of Long Beach
Rasien Connelly, Parsons
Dan Sloan, Parsons
Don Maurer, Parsons

RE: Community Economic Development Efforts at the City of Long Beach
Project: City of Long Beach Airport Terminal Improvements Phase II
Prime Contractor: Swinerton Builders
Attachment: Local Hire & Disadvantaged/Veteran Worker Report

In working toward meeting the City of Long Beach's PLA goals on the City of Long Beach Airport Terminal Improvements Phase II project, we are providing you with an update of the current percentages achieved by Swinerton Builders and its subcontractors.

We are highlighting those contractors who are exceeding the Local Hire and Disadvantaged/Veteran Goals and those who could use a boost in increasing their numbers. I've attached a summary report for your reference which includes all CPR data received through January 20, 2021.

Project overall Local Resident Goal (40% Goal):

- 1st Tier Zip Codes (Long Beach Zip Codes): Currently 7%
- 2nd Tier Zip Codes (Gateway Cities): Currently 26%
- 3rd Tier Zip Codes (Los Angeles & Orange County – includes Long Beach & Gateway Cities Zip Codes): Currently 81%

Contractors who have submitted CPRs that are currently *exceeding* the City of Long Beach PLA Local Hire Goal of 40% are as follows:

Contractor	1 st Tier Zip Codes	2 nd Tier Zip Codes	3 rd Tier Zip Codes
Swinerton	0%	14%	78%
Acco Engineered Systems	42%	11%	74%
Advanced Cable Solutions, Inc.	0%	100%	100%
Altitude, Inc.	40%	26%	100%
Baker Electric	26%	4%	96%
Bali Construction	0%	41%	89%
California Hi-Tech Flooring, Inc.	0%	25%	63%



RE: Community Economic Development Efforts through January 20, 2021

Project: Long Beach Airport Terminal Phase II
 Prime Contractor: Swinerton Builders

Contractor	1 st Tier Zip Codes	2 nd Tier Zip Codes	3 rd Tier Zip Codes
Center Concrete Cutting	0%	0%	100%
Connor Concrete Cutting (JMH)	0%	100%	100%
Connor Concrete Cutting (Power1)	0%	64%	64%
Crown Fence	0%	25%	88%
Dinamic Mod Construction	0%	0%	48%
Environmental Construction	2%	21%	84%
Ethos Energy Field Services	0%	37%	97%
Foundation Service Corp.	19%	21%	86%
GGG Demolition, Inc.	1%	14%	85%
Gregg Electric, Inc.	49%	6%	62%
JLS Concrete Pumping	56%	0%	100%
JMH Engineering sub to Baker	10%	56%	97%
JMH Engineering sub to Sasco	0%	68%	100%
Kehoe Testing	27%	0%	100%
Leko Construction	0%	43%	77%
Marina Landscape	0%	0%	41%
Mike Zarp, Inc.	0%	0%	68%
Mike Zarp, Inc. sub to Control Air	0%	0%	50%
Murray Company	0%	24%	59%
Myers & Sons Hi-Way Safety, Inc.	0%	0%	100%
Ondatje Plastering Contracting	0%	0%	50%
Palp, Inc. dba Excel	23%	21%	100%
Penhall (sub to GGG Demo)	0%	0%	93%
Penhall (sub to Power One, LLC)	0%	23%	100%
Performance Contracting, Inc.	0%	0%	100%
Phoenix Landscape	0%	0%	40%
Power One	0%	18%	63%
Quality Production Services, Inc.	0%	33%	100%
Sasco	11%	73%	98%
The McIntyre Company	13%	0%	56%
Vertical Access, Inc.	0%	0%	100%
Vertical sub to Quality Production	0%	0%	54%

Contractors have submitted Certified Payroll Reports and who are **below 40%** of the PLA Local Hire (Los Angeles & Orange County) Goal:

Contractor	1 st Tier Zip Codes	2 nd Tier Zip Codes	3 rd Tier Zip Codes
Architectural Design & Signs	0%	0%	0%
Badger Daylighting Corp.	0%	0%	0%
Boston Barricade	0%	0%	0%
C Below	0%	0%	32%
Geoboden	0%	0%	34%
Green Vista Landscape	0%	0%	0%
Pavement Recycling Systems	0%	0%	0%
Penhall (sub to Murray Company)	0%	0%	0%
Quality Rebar	0%	0%	0%
Quality Reinforcing	0%	0%	1%
RJ Noble	0%	0%	28%



RE: Community Economic Development Efforts through January 20, 2021

Project: Long Beach Airport Terminal Phase II
Prime Contractor: Swinerton Builders

Disadvantaged/Veteran workers (10% Goal): **Currently 1%**

Total Project Hours: 34,268

Total Disadvantaged Hours: 0

Total Veteran Hours: 359

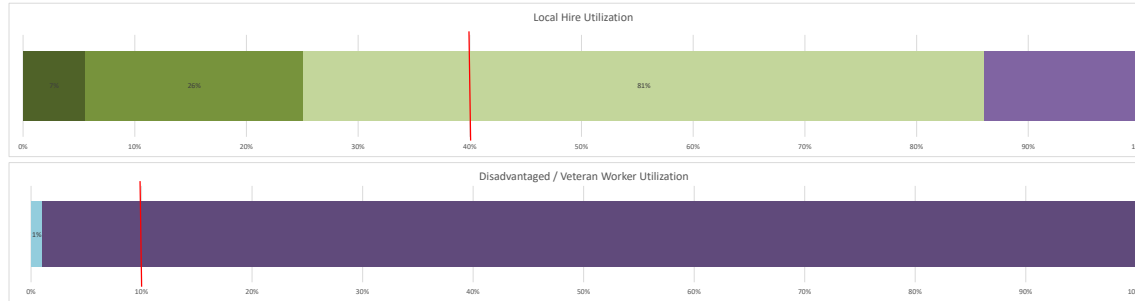
Contractors who are working toward and exceeding the **PLA Disadvantaged/Veteran goal of 10%**:
(percentages reflect workers who are verified as Disadvantaged or Veteran for the hours performed by each contractor)

- Bali Construction: 7%
- Foundation Service: 14%
- Murray Company: 2%

The remaining contractors working on this project have 0% verified worker hours that count toward the 10% PLA Disadvantaged / Veteran goal *(percentages reflect workers who are verified as Disadvantaged by Pacific Gateway Workforce Investment Network and Veterans verified by Parsons)*.

We look forward to working with Swinerton Builders toward the achievement of the City of Long Beach's PLA Local Hire and Disadvantaged/Veteran goal.

Project: LB Airport Terminal Improvements Phase 2
 Prime: Swinerton



	LONG BEACH RESIDENT (1st Tier)			GATEWAY CITIES RESIDENT (2nd Tier)			LA/OC RESIDENT (3rd Tier) - Includes Long Beach & Gateway Zip Codes			DISADVANTAGED (Verified by Pacific Gateway)*			VETERAN (Verified by Parsons)*			DISADVANTAGED / VETERAN			TOTAL	
	# Long Beach Worker	% Hours Long Beach Residents	Hours Long Beach	# Gateway Cities Worker	% Hours Gateway Residents	Hours Gateway Cities	# LA/OC Resident	% Hours LA/OC Residents	Hours LA/OC	# Disadvantaged Workers	% Hours Disadvantaged	Hours Disadvantaged	# Veteran Workers	% Hours Veteran	Hours Veteran	# Disadvantaged / Veteran Workers	% Hours Disadvantaged / Veteran	Hours Disadvantaged / Veteran	All Workers	Total Project Hours
Project Total	28	7%	3553	83	26%	8926	331	81%	27910	8	0%	0	3	1.0%	858	3	1%	359	496	34268
Swinerton	0	0%	0	10	14%	550	25	78%	3053	0	0%	0	0	0%	0	0	0%	0	35	3904
ACCO Engineered Systems	1	42%	104	1	11%	27	7	74%	185	0	0%	0	0	0%	0	0	0%	0	11	250
Advanced Cable Solutions, Inc.	0	0%	0	1	100%	16	1	100%	16	0	0%	0	0	0%	0	0	0%	0	1	16
Altitude, Inc.	8	40%	144	3	26%	92	15	100%	358	0	0%	0	0	0%	0	0	0%	0	15	358
Architectural Design and Schem	0	0%	0	0	0%	0	0	0%	0	0	0%	0	0	0%	0	0	0%	0	4	40
Badger Daylighting Corp.	0	0%	0	0	0%	0	0	0%	0	0	0%	0	0	0%	0	0	0%	0	1	6
Ball Construction, Inc.	0	0%	0	10	41%	1404	27	89%	3053	0	0%	0	1	7%	243	1	7%	243	40	3414
Baker Electric	3	26%	1352	3	4%	226	14	96%	4958	0	0%	0	0	0%	0	0	0%	0	18	5183
Boston Barricade	0	0%	0	0	0%	0	0	0%	0	0	0%	0	0	0%	0	0	0%	0	10	117
C Below	0	0%	0	0	0%	0	3	32%	57	0	0%	0	0	0%	0	0	0%	0	8	175
California Hi-Tech Flooring, Inc.	0	0%	0	1	25%	16	3	63%	40	0	0%	0	0	0%	0	0	0%	0	6	64
Center Concrete Cutting, Inc.	0	0%	0	0	0%	0	1	100%	4	0	0%	0	0	0%	0	0	0%	0	1	4
Connor Concrete Cutting & Coring (JMH)	0	0%	0	1	100%	55	1	100%	55	0	0%	0	0	0%	0	0	0%	0	1	55
Connor Concrete Cutting & Coring (Power One)	0	0%	0	1	64%	7	1	64%	7	0	0%	0	0	0%	0	0	0%	0	2	11
Crown Fence	0	0%	0	8	25%	220	21	88%	765	0	0%	0	0	0%	0	0	0%	0	26	867
Dinamic Mod Construction	0	0%	0	0	0%	0	3	48%	88	0	0%	0	0	0%	0	0	0%	0	6	184
Environmental Construction Group, Inc.	1	2%	59	9	21%	671	27	84%	2692	0	0%	0	0	0%	0	0	0%	0	31	3220
Ethos Energy Field Services	0	0%	0	2	37%	181	6	97%	469	0	0%	0	0	0%	0	0	0%	0	8	483
Foundation Service Corp.	1	19%	56	1	21%	60	4	86%	247	0	0%	0	1	14%	42	1	14%	42	5	289
Geoboden	0	0%	0	0	0%	0	1	34%	18	0	0%	0	0	0%	0	0	0%	0	3	53
GGG Demolition, Inc.	2	1%	24	8	14%	229	29	85%	1421	0	0%	0	0	0%	0	0	0%	0	38	1677
Greig Electric, Inc.	1	49%	141	1	6%	16	3	62%	181	0	0%	0	0	0%	0	0	0%	0	4	290
Green Vista Landscape	0	0%	0	0	0%	0	0	0%	0	0	0%	0	0	0%	0	0	0%	0	2	16
JLS Concrete Pumping	1	56%	24	0	0%	0	4	100%	43	0	0%	0	0	0%	0	0	0%	0	4	43
JMH Engineering sub to Baker	5	10%	309	8	56%	1675	17	97%	2898	0	0%	0	0	0%	0	0	0%	0	20	2974
JMH Engineering sub to Sasco	0	0%	0	2	68%	26	4	100%	38	0	0%	0	0	0%	0	0	0%	0	4	38
Kehoe Testine	1	27%	6	0	0%	0	3	100%	22	0	0%	0	0	0%	0	0	0%	0	3	22
Leko Construction, Inc.	0	0%	0	2	43%	80	4	77%	144	0	0%	0	0	0%	0	0	0%	0	5	188
Marina Landscape, Inc.	0	0%	0	0	0%	0	3	41%	17	0	0%	0	0	0%	0	0	0%	0	6	41
Mike Zaro, Inc. sub to Swinerton	0	0%	0	0	0%	0	6	68%	229	0	0%	0	0	0%	0	0	0%	0	13	335
Mike Zaro, Inc. sub to Central Air Enterprises	0	0%	0	0	0%	0	1	50%	8	0	0%	0	0	0%	0	0	0%	0	2	16
Murray Company	0	0%	0	5	24%	1006	20	59%	2521	0	0%	0	1	2%	74	1	2%	74	37	4241
Myers & Sons Hi-Way Safety, Inc.	0	0%	0	0	0%	0	2	100%	30	0	0%	0	0	0%	0	0	0%	0	2	30
Orndate Plastering Contracting	0	0%	0	0	0%	0	1	50%	19	0	0%	0	0	0%	0	0	0%	0	2	38
Palp, Inc. dba Excel Paving	3	23%	26	2	21%	24	11	100%	115	0	0%	0	0	0%	0	0	0%	0	11	115
Pavement Recycling Systems	0	0%	0	0	0%	0	0	0%	0	0	0%	0	0	0%	0	0	0%	0	1	9
Penhall sub to GGG Demolition	0	0%	0	0	0%	0	5	93%	97	0	0%	0	0	0%	0	0	0%	0	6	104
Penhall sub to Murrav Comeau	0	0%	0	0	0%	0	0	0%	0	0	0%	0	0	0%	0	0	0%	0	1	4
Penhall sub to Power One, LLC	0	0%	0	1	23%	8	2	100%	36	0	0%	0	0	0%	0	0	0%	0	2	36
Performance Contracting, Inc.	0	0%	0	0	0%	0	2	100%	61	0	0%	0	0	0%	0	0	0%	0	2	61
Phoenix Landscape	0	0%	0	0	0%	0	2	40%	10	0	0%	0	0	0%	0	0	0%	0	4	25
Power One, LLC	0	0%	0	3	18%	311	16	63%	1081	0	0%	0	0	0%	0	0	0%	0	27	1718
Quality Production Services, Inc.	0	0%	0	2	33%	19	6	100%	57	0	0%	0	0	0%	0	0	0%	0	6	57
Quality Rebar, Inc.	0	0%	0	0	0%	0	0	0%	0	0	0%	0	0	0%	0	0	0%	0	6	41
Quality Reinforcing	0	0%	0	0	0%	0	1	1%	6	0	0%	0	0	0%	0	0	0%	0	20	460
RJ Noble	0	0%	0	0	0%	0	2	28%	36	0	0%	0	0	0%	0	0	0%	0	5	57
Sasco	1	11%	293	8	73%	2008	20	98%	2672	0	0%	0	0	0%	0	0	0%	0	22	2734
The McIntyre Company	1	13%	16	0	0%	0	2	56%	70	0	0%	0	0	0%	0	0	0%	0	3	124
Vertical Access, Inc.	0	0%	0	0	0%	0	3	100%	24	0	0%	0	0	0%	0	0	0%	0	3	24
Vertical Access, Inc. sub to Quality Production	0	0%	0	0	0%	0	2	54%	34	0	0%	0	0	0%	0	0	0%	0	3	63

*Percentages reflect workers who are verified as Disadvantaged by Pacific Gateway Workforce Investment Network and Veterans verified by Parsons (per COLB PLA Section 3.5 (c))



Parsons Constructors Inc.

100 West Walnut Street • Pasadena, California 91124 • (626) 440-3000 • Fax: (626) 440-2516

Date: January 26, 2021

To: Tom Luby
General Consolidated Constructors
tom@gcc-inc.us

CC: Karina Chavez, General Consolidated
Michelle Harati, Harati Solutions
Tony Resendez, City of Long Beach
Melissa Pyun, City of Long Beach
Dan Sloan, Parsons
Don Maurer, Parsons
Rasien Connelly, Parsons

From: Tara Neumann, Parsons
Tara.Neumann@parsons.com

RE: Community Economic Development Efforts at the City of Long Beach
Project: Granada / Junipero Beach Concession Renovations & Site Improvements
Prime Contractor: General Consolidated Constructors
Attachment: Local Hire & Disadvantaged/Veteran Worker Report

In working toward meeting the City of Long Beach's PLA goals on the City of Long Beach Granada / Junipero Beach Concession Renovations and Site Improvements project, we are providing you with an update of the current percentages achieved by General Consolidated Constructors and its subcontractors.

We are highlighting those contractors who are exceeding the Local Hire and Disadvantaged/Veteran Goals and those who could use a boost in increasing their numbers. I've attached a summary report for your reference which includes all CPR data received through January 20, 2021.

This project is funded with Tidelands funds, therefore the COLB, PLA Article 3, Section 3.5(a)(1) is applicable. "Where Project Work is funded in full or in part by the State of California Tidelands funds, the term Local Resident, as used in this section shall mean an individual whose primary place of residence is within the Counties of Los Angeles or Orange".

Project overall Local Resident Goal (40% Goal):

- 3rd Tier Zip Codes (Los Angeles & Orange County – includes Long Beach & Gateway Cities Zip Codes): Currently 69%
- 1st Tier Zip Codes: (Long Beach Zip Codes): Currently 15%
- 2nd Tier Zip Codes (Gateway Cities): Currently 15%

Contractors who have submitted CPRs that are currently *exceeding* the City of Long Beach PLA Local Hire Goal of 40% are as follows:

Contractor	1 st Tier Zip Codes	2 nd Tier Zip Codes	3 rd Tier Zip Codes
General Consolidated Constructors	15%	16%	68%
Merli Concrete Pumping	28%	0%	92%
T.J. Janca Construction	37%	0%	100%
The Blakely Co., Inc.	0%	0%	100%



RE:	Community Economic Development Efforts through January 20, 2021
Project:	City of Long Beach Granada / Junipero Beach Concession
Prime Contractor:	General Consolidated Constructors

Contractors have submitted Certified Payroll Reports and who are **below 40%** of the PLA Local Hire (Los Angeles & Orange County) Goal:

Contractor	1st Tier Zip Codes	2nd Tier Zip Codes	3rd Tier Zip Codes
Big Bear Electric	0%	10%	0%
Ondatje Contracting Inc.	0%	0%	11%
On Point Land Surveying	0%	0%	0%

Disadvantaged/Veteran workers (10% Goal): **Currently 6%**

Total Project Hours: 8,577

Total Disadvantaged Hours: 0

Total Veteran Hours: 474

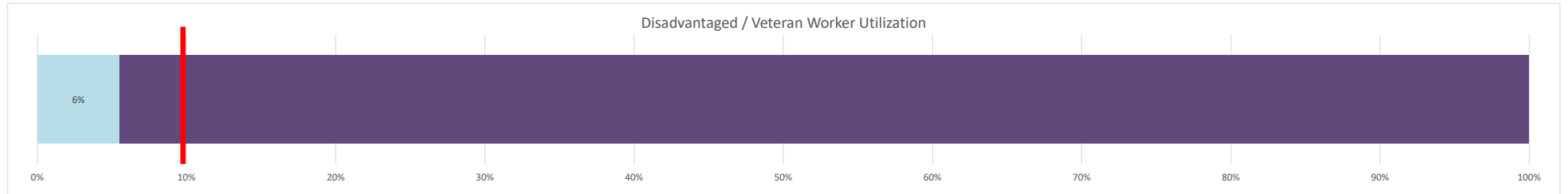
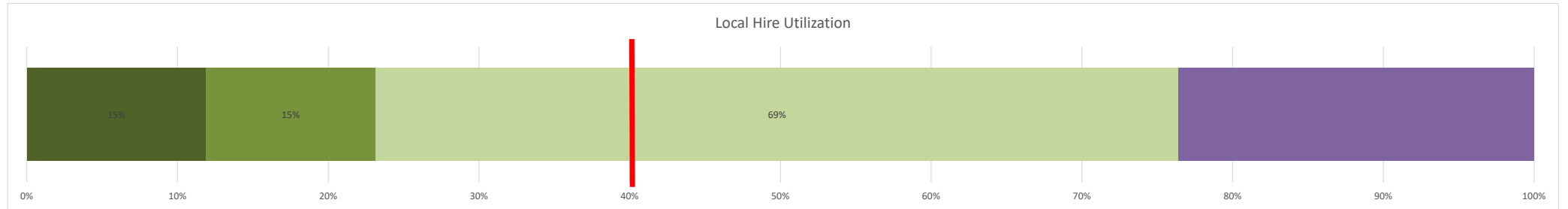
Contractors who are working toward and exceeding the **PLA Disadvantaged/Veteran goal of 10%**:
(percentages reflect workers who are verified as Disadvantaged or Veteran for the hours performed by each contractor)

- General Consolidated Constructors: 6%

The remaining contractors working on this project have 0% verified worker hours that count toward the 10% PLA Disadvantaged / Veteran goal *(percentages reflect workers who are verified as Disadvantaged by Pacific Gateway Workforce Investment Network and Veterans verified by Parsons as per COLB PLA Section 3.5 (c))*.

We look forward to working with General Consolidated Constructors toward the achievement of the City of Long Beach's PLA Local Hire and Disadvantaged/Veteran goal.

Project: City of Long Beach - Granada / Junipero Beach Concession Renovations & Site Improvements
 Prime: General Consildated Constructors



	LONG BEACH RESIDENT (1st Tier)			GATEWAY CITIES RESIDENT (2nd Tier)			LA/OC RESIDENT (3rd Tier) - includes Long Beach & Gateway Zip Codes			DISADVANTAGED (Verified by Pacific Gateway)*			VETERAN (Verified by Parsons)*			DISADVANTAGED / VETERAN			TOTAL	
	# Long Beach Worker	% Hours Long Beach Residents	Hours Long Beach	# Gateway Cities Worker	% Hours Gateway Residents	Hours Gateway Cities	# LA/OC Workers	% Hours LA/OC Residents	Hours LA/OC	# Disadvantaged Workers	% Hours Disadvantaged	Hours Disadvantaged	# Veteran Workers	% Hours Veteran	Hours Veteran	# Disadvantaged / Veteran Workers	% Hours Disadvantaged / Veteran	Hours Disadvantaged / Veteran	All Workers	Total Project Hours
Project Total	13	15%	1328	12	15%	1253	62	69%	5947	0	0%	0	1	6%	474	1	6%	474	86	8577
General Consildated Constructors	9	15%	1143	12	16%	1253	43	68%	5337	0	0%	0	1	6%	474	1	6%	474	59	7801
Big Bear Electric	0	0%	0	0	0%	0	0	0%	0	0	0%	0	0	0%	0	0	0%	0	3	31
Merli Concrete Pumping	2	28%	32	0	0%	0	9	92%	104	0	0%	0	0	0%	0	0	0%	0	10	113
Ondatje Contracting, Inc.	0	0%	0	0	0%	0	1	11%	11	0	0%	0	0	0%	0	0	0%	0	4	101
On Point Land Surveying, Inc.	0	0%	0	0	0%	0	0	0%	0	0	0%	0	0	0%	0	0	0%	0	1	37
The Blakely Co., Inc.	0	0%	0	0	0%	0	2	100%	84	0	0%	0	0	0%	0	0	0%	0	2	84
TJ Janca Construction	2	37%	153	0	0%	0	7	100%	411	0	0%	0	0	0%	0	0	0%	0	7	411

*Percentages reflect workers who are verified as Disadvantaged by Pacific Gateway Workforce Investment Network and Veterans verified by Parsons (per COLB PLA Section 3.5 (c))