



Parsons Constructors Inc.

100 West Walnut Street • Pasadena, California 91124 • (626) 440-3000 • Fax: (626) 440-2516

Date: December 21, 2018

To: Jose Acosta
Swinerton Builders
jacosta@swinerton.com

From: Mandy Oelschlager, Parsons
Mandy.oelschlager@parsons.com

CC: Johanna Eckstein, Swinerton Builders
Lupe Navarro, Swinerton Builders
Kristen Baron, Swinerton Builders
Sandy Palmer, City of Long Beach
Tony Resendez, City of Long Beach
Melissa Pyun, City of Long Beach
Stephanie Gunawan, City of Long Beach
Shelia Taylor, KDG
Dan Sloan, Parsons
Don Maurer, Parsons

RE: Community Economic Development Efforts at the City of Long Beach
Project: City of Long Beach Airport Terminal Improvements Phase II
Prime Contractor: Swinerton Builders
Attachment: Local Hire & Disadvantaged/Veteran Worker Report

In working toward meeting the City of Long Beach's PLA goals on the City of Long Beach Airport Terminal Improvements Phase II project, we are providing you with an update of the current percentages achieved by Swinerton Builders and its subcontractors.

We are highlighting those contractors who are exceeding the Local Hire and Disadvantaged/Veteran Goals and those who could use a boost in increasing their numbers. I've attached a summary report for your reference which includes all CPR data received through December 20, 2018.

Project overall Local Resident Goal (40% Goal):

- 1st Tier Zip Codes (Long Beach Zip Codes): Currently 0%
- 2nd Tier Zip Codes (Gateway Cities): Currently 15%
- 3rd Tier Zip Codes (Los Angeles & Orange County – includes Long Beach & Gateway Cities Zip Codes): Currently 61%

Contractors who have submitted CPRs that are currently *exceeding* the City of Long Beach PLA Local Hire Goal of 40% are as follows:

Contractor	1 st Tier Zip Codes	2 nd Tier Zip Codes	3 rd Tier Zip Codes
Crown Fence	0%	16%	86%
Dinamic Mod Construction	0%	16%	40%
Murray Company	0%	48%	48%
Phoenix Landscape	0%	0%	40%
Sasco	0%	24%	79%



RE:	Community Economic Development Efforts through December 20, 2018
Project:	Long Beach Airport Terminal Phase II
Prime Contractor:	Swinerton Builders

Contractors have submitted Certified Payroll Reports and who are **below 40%** of the PLA Local Hire (Los Angeles & Orange County) Goal:

Contractor	1st Tier Zip Codes	2nd Tier Zip Codes	3rd Tier Zip Codes
Swinerton Builders	0%	0%	0%
C Below	0%	0%	33%
RJ Noble	0%	0%	28%

Disadvantaged/Veteran workers (10% Goal): **Currently 0%**

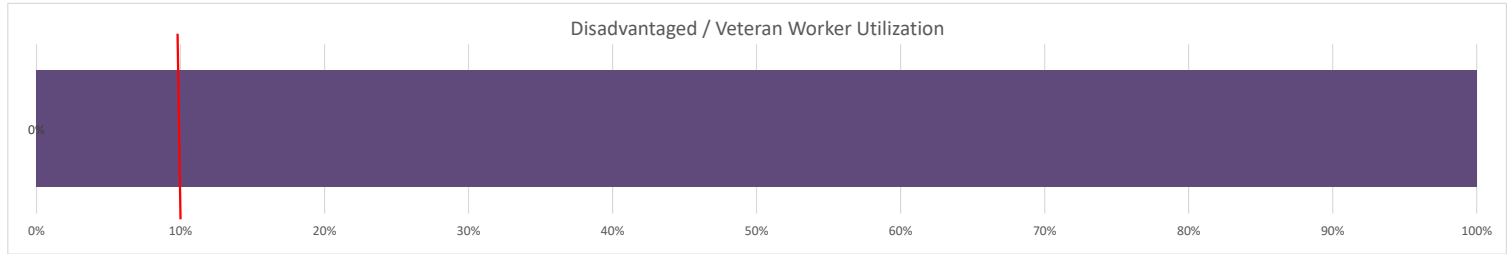
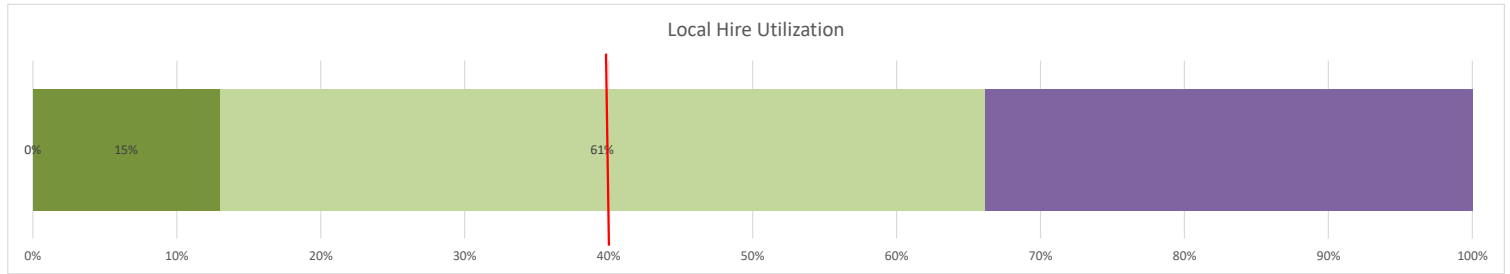
Total Project Hours: 1,143

Total Disadvantaged/Veteran Hours: 0

The contractors working on this project have 0% verified worker hours that count toward the 10% PLA Disadvantaged / Veteran goal (*percentages reflect workers who are verified as Disadvantaged by Pacific Gateway Workforce Investment Network and Veterans verified by Parsons*).

We look forward to working with Swinerton Builders toward the achievement of the City of Long Beach's PLA Local Hire and Disadvantaged/Veteran goal.

Project: LB Airport Terminal Improvements Phase 2
 Prime: Swinerton



	LONG BEACH RESIDENT (1st Tier)			GATEWAY CITIES RESIDENT (2nd Tier)			LA/OC RESIDENT (3rd Tier) - Includes Long Beach & Gateway Zip Codes			DISADVANTAGED / VETERAN			TOTAL	
	# Long Beach Worker	% Hours Long Beach Residents	Hours Long Beach	# Gateway Cities Worker	% Hours Gateway Residents	Hours Gateway Cities	# LA/OC Workers	% Hours LA/OC Residents	Hours LA/OC	# Disadvantaged / Veteran Workers	% Hours Disadvantaged / Veteran	Hours Disadvantaged / Veteran	All Workers	Total Project Hours
Project Total	0	0%	0	6	15%	171	26	61%	698	0	0%	0	46	1143
Swinerton	0	0%	0	0	0%	0	0	0%	0	0	0%	0	1	16
C Below	0	0%	0	0	0%	0	3	33%	57	0	0%	0	7	170
Crown Fence	0	0%	0	3	16%	56	9	86%	306	0	0%	0	12	354
Dinamic Mod Construction	0	0%	0	0	0%	0	3	40%	64	0	0%	0	6	160
Murray Company	0	0%	0	1	48%	59	1	48%	59	0	0%	0	3	123
Phoenix Landscape	0	0%	0	0	0%	0	2	40%	10	0	0%	0	4	25
RJ Noble	0	0%	0	0	0%	0	2	28%	16	0	0%	0	5	57
Sasco	0	0%	0	2	24%	56	6	79%	187	0	0%	0	8	238



Parsons Constructors Inc.

100 West Walnut Street • Pasadena, California 91124 • (626) 440-3000 • Fax: (626) 440-2516

Date: December 31, 2018

To: Jeremiah Jilk
John S. Meek Company
jeremiah@johnsmEEK.com

CC: Linda Villanueva, John S. Meek
Michelle Baylor, Vanir Construction
Mouhsen Habib, City of Long Beach
Melissa Pyun, City of Long Beach
Sandy Palmer, City of Long Beach
Tony Resendez, City of Long Beach
Melissa Pyun, City of Long Beach
Dan Sloan, Parsons
Don Maurer, Parsons
Rasien Connelly, Parsons

From: Mandy Oelschlager, Parsons
Mandy.oelschlager@parsons.com

RE: Final Community Economic Development Efforts at the City of Long Beach
Project: Leeway Sailing Pier, Gondola Deck and Shed Structural Rebuild (R-7031)
Prime Contractor: John S. Meek Company, Inc.
Attachment: Local Hire & Disadvantaged/Veteran Worker Report

The City of Long Beach's PLA goals on the Leeway Sailing Pier, Gondola Deck and Shed Structural Rebuild Project, we are providing you with a final update of the percentages achieved by John S. Meek Company, Inc. and its subcontractors.

This project is funded with Tidelands funds, therefore the COLB, PLA Article 3, Section 3.5(a)(1) is applicable. "Where Project Work is funded in full or in part by the State of California Tidelands funds, the term Local Resident, as used in this section shall mean an individual whose primary place of residence is within the Counties of Los Angeles or Orange".

Project overall Local Resident Goal (40% Goal):

- 3rd Tier Zip Codes (Los Angeles & Orange County – includes Long Beach & Gateway Cities Zip Codes): Currently 72%
- 1st Tier Zip Codes: (Long Beach Zip Codes): 21% (For information purposes only)
- 2nd Tier Zip Codes (Gateway Cities): Currently 14% (For information purposes only)

Contractors who have submitted CPRs that are currently *exceeding* the City of Long Beach PLA Local Hire Goal of 40%:

Contractor	1 st Tier Zip Codes	2 nd Tier Zip Codes	3 rd Tier Zip Codes
John S. Meek Company	22%	15%	73%
Bill Carr Survey	0%	0%	85%
Cor-Ray Painting	0%	0%	68%
Hardwood Construction	0%	0%	46%
J & M Concrete Contractors	2%	8%	67%
Martin Brothers	11%	0%	100%
Pastusak Plumbing	42%	40%	100%
R.R. Leonard	0%	0%	50%



RE:	Final Community Economic Development Efforts
Project:	Leeway Sailing Pier, Gondola Deck and Shed Structural Rebuild
Prime Contractor:	John S. Meek Company, Inc.

Contractors have submitted Certified Payroll Reports and who are **below 40%** of the PLA Local Hire (Los Angeles & Orange County) Goal:

Contractor	1st Tier Zip Codes	2nd Tier Zip Codes	3rd Tier Zip Codes
Faith Electric	11%	8%	39%
Hardy & Harper	0%	0%	29%

Disadvantaged/Veteran workers (10% Goal): **Currently 19%**

Total Project Hours: 10,424

Total Current Disadvantaged/Veteran Hours: 1,996

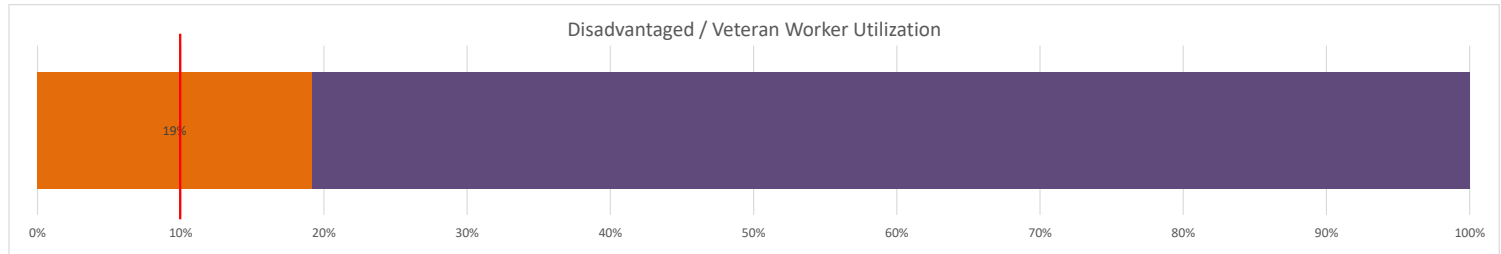
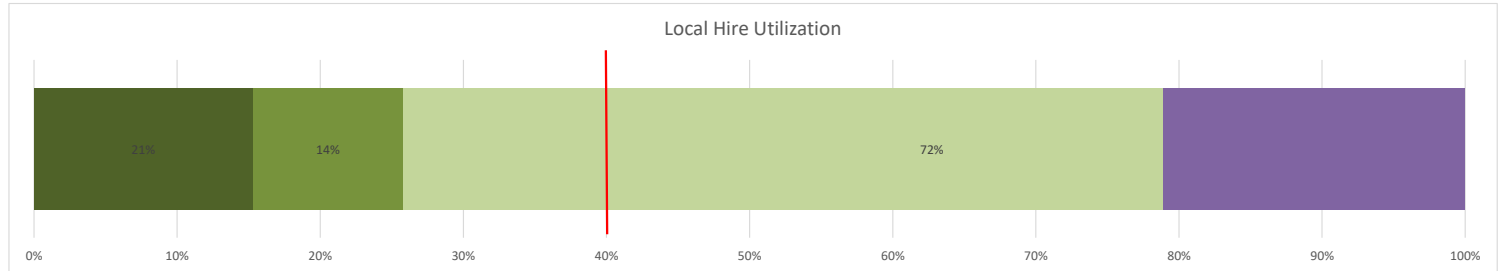
Contractors who are working toward and exceeding the **PLA Disadvantaged/Veteran goal of 10%:** *(percentages reflect workers who are verified as Disadvantaged or Veteran for the hours performed by each contractor)*

- John S. Meek Company: 25%
- Faith Electric: 5%

The remaining contractors working on this project have 0% verified worker hours that count toward the 10% PLA Disadvantaged / Veteran goal *(percentages reflect workers who are verified as Disadvantaged by Pacific Gateway Workforce Investment Network and Veterans verified by Parsons).*

Local Hire / Disadvantaged / Veteran Worker Utilization Report

Project: City of Long Beach - Leeway Sailing Pier, Gondola Deck and Shed Rebuild
Prime: John S. Meek Company



	LONG BEACH RESIDENT (1st Tier)			GATEWAY CITIES RESIDENT (2nd Tier)			LA/OC RESIDENT (3rd Tier) - includes Long Beach & Gateway Zip Codes			DISADVANTAGED / VETERAN			TOTAL	
	# Long Beach Worker	% Hours Long Beach Residents	Hours Long Beach	# Gateway Cities Worker	% Hours Gateway Residents	Hours Gateway Cities	# LA/OC Workers	% Hours LA/OC Residents	Hours LA/OC	# Disadvantaged / Veteran Workers	% Hours Disadvantaged / Veteran	Hours Disadvantaged / Veteran	All Workers	Total Project Hours
Project Total	13	21%	2,146	10	14%	1,480	77	72%	7,463	4	19%	1,996	108	10,424
John S. Meek Company	8	22%	1,714	3	15%	1,152	46	73%	5,580	3	25%	1,937	60	7,655
Bill Carr Survey	0	0%	0	0	0%	0	2	85%	34	0	0%	0	3	40
Cor-Ray Painting	0	0%	0	0	0%	0	3	68%	50	0	0%	0	4	74
Faith Electric	1	11%	118	1	8%	92	3	39%	432	1	5%	59	6	1,115
Hardwood Construction	0	0%	0	1	0%	0	2	46%	45	0	0%	0	4	98
Hardy & Harper, Inc.	0	0%	0	0	0%	0	2	29%	16	0	0%	0	6	56
J & M Concrete Contractors	1	2%	2	1	8%	8	6	67%	66	0	0%	0	10	98
Martin Brothers	1	11%	71	2	0%	0	6	100%	624	0	0%	0	6	624
Pastusak Plumbing	2	42%	241	2	40%	228	5	100%	568	0	0%	0	5	568
R.R. Leonard Company	0	0%	0	0	0%	0	2	50%	48	0	0%	0	4	96



Parsons Constructors Inc.

100 West Walnut Street • Pasadena, California 91124 • (626) 440-3000 • Fax: (626) 440-2516

Date: December 21, 2018

To: Andy Gosselin
USS Cal Builders, Inc.
Andy.gosselin@usscalbuilders.com

CC: Robert Fiege, City of Long Beach
Sandy Palmer, City of Long Beach
Tony Resendez, City Long Beach
Melissa Pyun, City of Long Beach
Dan Sloan, Parsons
Don Maurer, Parsons
Rasien Connelly, Parsons
Brenda Cubillo, City of Long Beach

From: Mandy Oelschlager, Parsons
Mandy.oelschlager@parsons.com

RE: Community Economic Development Efforts at the City of Long Beach
Project: Houghton Park Community Center (R-7113)
Prime Contractor: USS Cal Builders, Inc.
Attachment: Local Hire & Disadvantaged/Veteran Worker Report

In working toward meeting the City of Long Beach's PLA goals on the Houghton Park Community Center project, we are providing you with an update of the current percentages achieved by USS Cal Builders, Inc. and its subcontractors.

We are highlighting those contractors who are exceeding the Local Hire and Disadvantaged/Veteran Goals and those who could use a boost in increasing their numbers. I've attached a summary report for your reference which includes all CPR data received through December 20, 2018.

Project overall Local Resident Goal (40% Goal):

- 1st Tier Zip Codes (Long Beach Zip Codes): Currently 13%
- 2nd Tier Zip Codes (Gateway Cities): Currently 4%
- 3rd Tier Zip Codes (Los Angeles & Orange County – includes Long Beach & Gateway Cities Zip Codes): Currently 58%

Contractors who have submitted CPRs that are currently *exceeding* the City of Long Beach PLA Local Hire Goal of 40% are as follows:

Contractor	1 st Tier Zip Codes	2 nd Tier Zip Codes	3 rd Tier Zip Codes
USS Cal Builders	19%	7%	82%
Adkan Engineering	0%	0%	77%
Eco Bay	50%	25%	100%
Marina Landscape	0%	0%	100%
Northstar Contracting, Inc.	58%	32%	100%
Shell	0%	0%	100%
So Cal Industries	66%	0%	98%
SR Bray dba Power Plus	0%	0%	91%



RE:	Community Economic Development Efforts through December 20, 2018
Project:	Houghton Park Community Center
Prime Contractor:	USS Cal Builders, Inc.

Contractor	1 st Tier Zip Codes	2 nd Tier Zip Codes	3 rd Tier Zip Codes
Upland Contracting	17%	0%	74%

Contractors have submitted Certified Payroll Reports and who are **below 40%** of the PLA Local Hire (Los Angeles & Orange County) Goal:

Contractor	1 st Tier Zip Codes	2 nd Tier Zip Codes	3 rd Tier Zip Codes
Granitex	4%	0%	36%
KSU	0%	0%	39%
Post Earthworks	0%	20%	20%
Stanton Utilities	0%	0%	5%

Disadvantaged/Veteran workers (10% Goal): **Currently 1%**
 Total Project Hours: 3,625
 Total Disadvantaged/Veteran Hours: 24

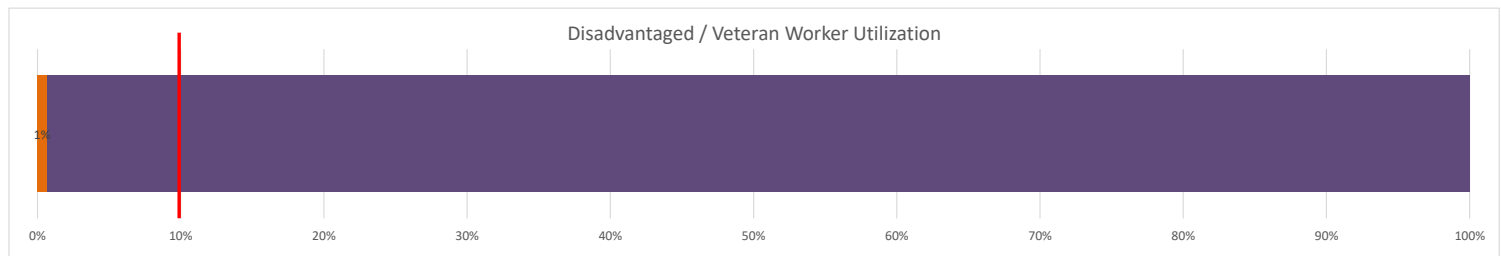
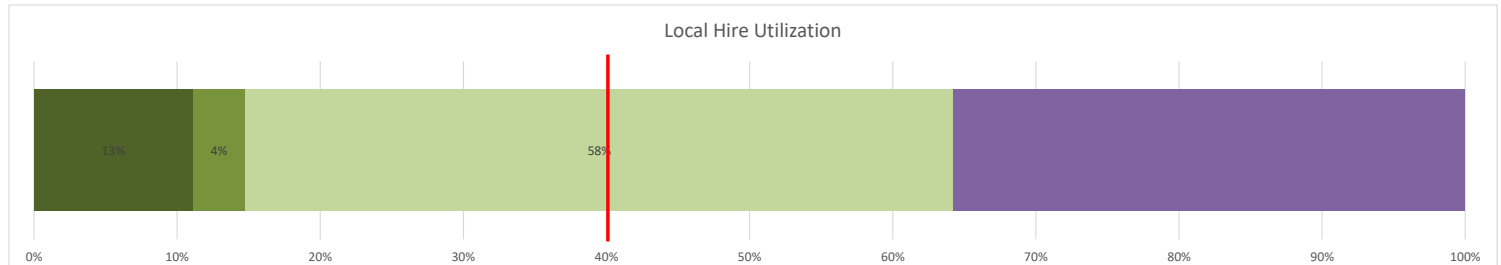
Contractors who are working toward and exceeding the **PLA Disadvantaged/Veteran goal of 10%**:
(percentages reflect workers who are verified as Disadvantaged or Veteran for the hours performed by each contractor)

- Post Earthworks: 5%

The remaining contractors working on this project have 0% verified worker hours that count toward the 10% PLA Disadvantaged / Veteran goal *(percentages reflect workers who are verified as Disadvantaged by Pacific Gateway Workforce Investment Network and Veterans verified by Parsons).*

We look forward to working with USS Cal Builders, Inc. toward the achievement of the City of Long Beach's PLA Local Hire and Disadvantaged/Veteran goal.

Project: City of Long Beach - Houghton Park Community Center
 Prime: USS Cal Builders



	LONG BEACH RESIDENT (1st Tier)			GATEWAY CITIES RESIDENT (2nd Tier)			LA/OC RESIDENT (3rd Tier) - includes Long Beach & Gateway Zip Codes			DISADVANTAGED / VETERAN			TOTAL	
	# Long Beach Worker	% Hours Long Beach Residents	Hours Long Beach	# Gateway Cities Worker	% Hours Gateway Residents	Hours Gateway Cities	# LA/OC Workers	% Hours LA/OC Residents	Hours LA/OC	# Disadvantaged / Veteran Workers	% Hours Disadvantaged / Veteran	Hours Disadvantaged / Veteran	All Workers	Total Project Hours
Project Total	16	13%	472	7	4%	157	60	58%	2,103	1	1%	24	95	3,625
USS Cal Builders	4	19%	272	2	7%	93	11	82%	1151	0	0%	0	20	1409
Adkan	0	0%	0	0	0%	0	2	77%	87	0	0%	0	6	113
Eco	2	50%	32	1	25%	16	4	100%	64	0	0%	0	4	64
Granitex	2	4%	24	0	0%	0	7	36%	204	0	0%	0	12	563
KSU	0	0%	0	1	0%	0	2	39%	112	0	0%	0	6	286
Marina Landscape	0	0%	0	1	0%	0	7	100%	58	0	0%	0	7	58
Northstar Contracting Group, Inc.	2	58%	44	1	32%	24	4	100%	76	0	0%	0	4	76
Post Earthworks	1	12%	60	1	5%	24	4	35%	172	1	5%	24	9	493
Shell	0	0%	0	0	0%	0	1	100%	8	0	0%	0	1	8
So Cal Industries	4	66%	18.5	0	0%	0	6	98%	28	0	0%	0	7	28
SR Bray dba Power Plus	0	0%	0	0	0%	0	4	91%	25	0	0%	0	5	28
Stanton Utilities	0	0%	0	0	0%	0	2	5%	20	0	0%	0	4	368
Upland Contracting	1	17%	22	0	0%	0	6	74%	98	0	0%	0	10	132



Parsons Constructors Inc.

100 West Walnut Street • Pasadena, California 91124 • (626) 440-3000 • Fax: (626) 440-2516

Date: December 21, 2018

To: Hee Yang
Exbon Development
Hee.yang@exbon.com

CC: Derry MacMahon, City of Long Beach
Sandy Palmer, City of Long Beach
Tony Resendez, City of Long Beach
Melissa Pyun, City of Long Beach
Dan Sloan, Parsons
Don Maurer, Parsons
Rasien Connelly, Parsons
Brenda Cubillo, City of Long Beach

From: Mandy Oelschlager, Parsons
Mandy.oelschlager@parsons.com

RE: Community Economic Development Efforts at the City of Long Beach
Project: City of Long Beach Stearns Park Re-Roof
Prime Contractor: Exbon Development, Inc.
Attachment: Local Hire & Disadvantaged/Veteran Worker Report

In working toward meeting the City of Long Beach's PLA goals on the City of Long Beach Stearns Park Re-Roof project, we are providing you with an update of the current percentages achieved by Exbon Development, Inc. and its subcontractors.

We are highlighting those contractors who are exceeding the Local Hire and Disadvantaged/Veteran Goals and those who could use a boost in increasing their numbers. I've attached a summary report for your reference which includes all CPR data received through December 20, 2018.

Project overall Local Resident Goal (40% Goal):

- 1st Tier Zip Codes (Long Beach Zip Codes): Currently 44%
- 2nd Tier Zip Codes (Gateway Cities): Currently 49%
- 3rd Tier Zip Codes (Los Angeles & Orange County – includes Long Beach & Gateway Cities Zip Codes): Currently 100%

Contractors who have submitted CPRs that are currently *exceeding* the City of Long Beach PLA Local Hire Goal of 40% are as follows:

Contractor	1 st Tier Zip Codes	2 nd Tier Zip Codes	3 rd Tier Zip Codes
Ace Fence	50%	50%	100%
Gama Contracting	44%	49%	100%



RE: Community Economic Development Efforts through December 20, 2018

Project: City of Long Beach Stearns Park Re-Roof
Prime Contractor: Exbon Development, Inc.

Disadvantaged/Veteran workers (10% Goal): **Currently 0%**

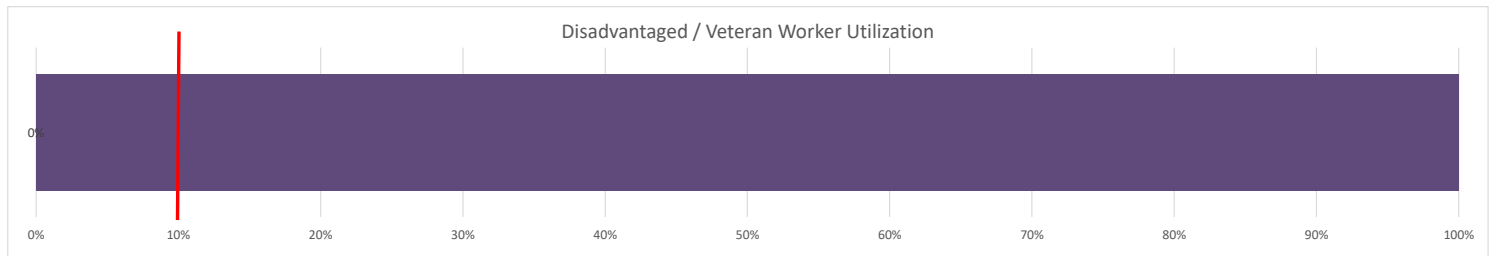
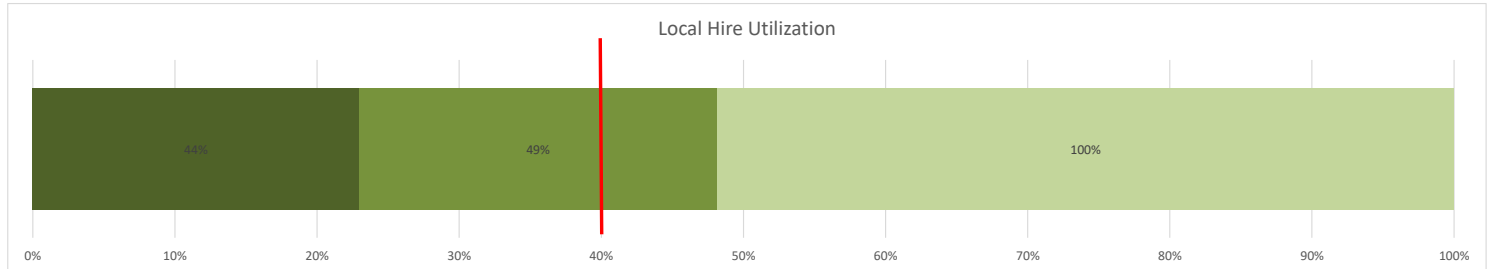
Total Project Hours: 323

Total Disadvantaged/Veteran Hours: 0

The contractors working on this project have 0% verified worker hours that count toward the 10% PLA Disadvantaged / Veteran goal (*percentages reflect workers who are verified as Disadvantaged by Pacific Gateway Workforce Investment Network and Veterans verified by Parsons*).

We look forward to working with Exbon Development, Inc. toward the achievement of the City of Long Beach's PLA Local Hire and Disadvantaged/Veteran goal.

Project: City of Long Beach - Stearns Park Re-Roof
 Prime: Exbon Development, Inc.



	LONG BEACH RESIDENT (1st Tier)			GATEWAY CITIES RESIDENT (2nd Tier)			LA/OC RESIDENT (3rd Tier) - includes Long Beach & Gateway Zip Codes			DISADVANTAGED / VETERAN			TOTAL	
	# Long Beach Worker	% Hours Long Beach Residents	Hours Long Beach	# Gateway Cities Worker	% Hours Gateway Residents	Hours Gateway Cities	# LA/OC Workers	% Hours LA/OC Residents	Hours LA/OC	# Disadvantaged / Veteran Workers	% Hours Disadvantaged / Veteran	Hours Disadvantaged / Veteran	All Workers	Total Project Hours
Project Total	3	44%	143	6	49%	157	11	100%	323	0	0%	0	11	323
Ace Fence	1	50%	8	1	50%	8	2	100%	16	0	0%	0	2	16
Gama	2	44%	135	5	49%	149	9	100%	307	0	0%	0	9	307