



**Parsons Constructors Inc.**

100 West Walnut Street • Pasadena, California 91124 • (626) 440-3000 • Fax: (626) 440-2516

Date: December 24, 2020

To: Kevin Shirali  
 Klassic Engineering & Construction  
 klassicplans@gmail.com

CC: Isha Sebastian, Klassic Engineering  
 Mark Verrengia, Ardurra  
 Dustin Blackwell, Ardurra  
 Angelica Dominguez, City of Long Beach  
 Tony Resendez, City of Long Beach  
 Melissa Pyun, City of Long Beach  
 Brenda Cubillo, City of Long Beach  
 Dan Sloan, Parsons  
 Don Maurer, Parsons  
 Rasien Connelly, Parsons

From: Mandy Oelschlager, Parsons  
 Mandy.oelschlager@parsons.com

**RE: Community Economic Development Efforts at the City of Long Beach**  
 Project: City of Long Beach Alamitos Beach Concession Building  
 Prime Contractor: Klassic Engineering & Construction, Inc.  
 Attachment: Local Hire & Disadvantaged/Veteran Worker Report

In working toward meeting the City of Long Beach's PLA goals on the City of Long Beach Alamitos Beach Concession Building project, we are providing you with an update of the current percentages achieved by Klassic Engineering & Construction, Inc. and its subcontractors.

We are highlighting those contractors who are exceeding the Local Hire and Disadvantaged/Veteran Goals and those who could use a boost in increasing their numbers. I've attached a summary report for your reference which includes all CPR data received through December 20, 2020.

This project is funded with Tidelands funds, therefore the COLB, PLA Article 3, Section 3.5(a)(1) is applicable. "Where Project Work is funded in full or in part by the State of California Tidelands funds, the term Local Resident, as used in this section shall mean an individual whose primary place of residence is within the Counties of Los Angeles or Orange".

**Project overall Local Resident Goal (40% Goal):**

- 3<sup>rd</sup> Tier Zip Codes (Los Angeles & Orange County – includes Long Beach & Gateway Cities Zip Codes): Currently 71%
- 1<sup>st</sup> Tier Zip Codes: (Long Beach Zip Codes): Currently 8%
- 2<sup>nd</sup> Tier Zip Codes (Gateway Cities): Currently 22%

Contractors who have submitted CPRs that are currently *exceeding* the City of Long Beach PLA Local Hire Goal of 40% are as follows:

Contractor	1 <sup>st</sup> Tier Zip Codes	2 <sup>nd</sup> Tier Zip Codes	3 <sup>rd</sup> Tier Zip Codes
Klassic Engineering & Construction	11%	19%	66%
Abdellatif Enterprises, Inc.	3%	34%	79%
Alliance Electric	25%	5%	97%



<b>RE:</b>	<b>Community Economic Development Efforts through December 20, 2020</b>
Project:	City of Long Beach Alamitos Beach Concession Building
Prime Contractor:	Klassic Engineering & Construction, Inc.

Contractor	1 <sup>st</sup> Tier Zip Codes	2 <sup>nd</sup> Tier Zip Codes	3 <sup>rd</sup> Tier Zip Codes
Apex Fire Protection, Inc.	9%	0%	100%
Karcher Insulation	0%	0%	100%
Koppl Pipeline Services	0%	0%	100%
KSU Corporation	0%	40%	88%
La Tour Builders, Inc.	0%	0%	57%
Marina Landscape	4%	0%	94%
New Art Construction, Inc.	0%	0%	100%
Simco Mechanical	0%	41%	100%
Troyer Contracting, Inc.	4%	54%	82%
Upland Contracting, Inc.	35%	2%	56%

Contractors have submitted Certified Payroll Reports and who are **below 40%** of the PLA Local Hire (Los Angeles & Orange County) Goal:

Contractor	1 <sup>st</sup> Tier Zip Codes	2 <sup>nd</sup> Tier Zip Codes	3 <sup>rd</sup> Tier Zip Codes
Demolition Specialists, Inc.	0%	0%	<b>17%</b>
JA Lynch Masonry, Inc.	0%	15%	<b>39%</b>
J & C Environmental	0%	0%	<b>0%</b>

Disadvantaged/Veteran workers (10% Goal): **Currently 9%**

Total Project Hours: 13,646  
 Total Disadvantaged Hours: 0  
 Total Veteran Hours: 1,294

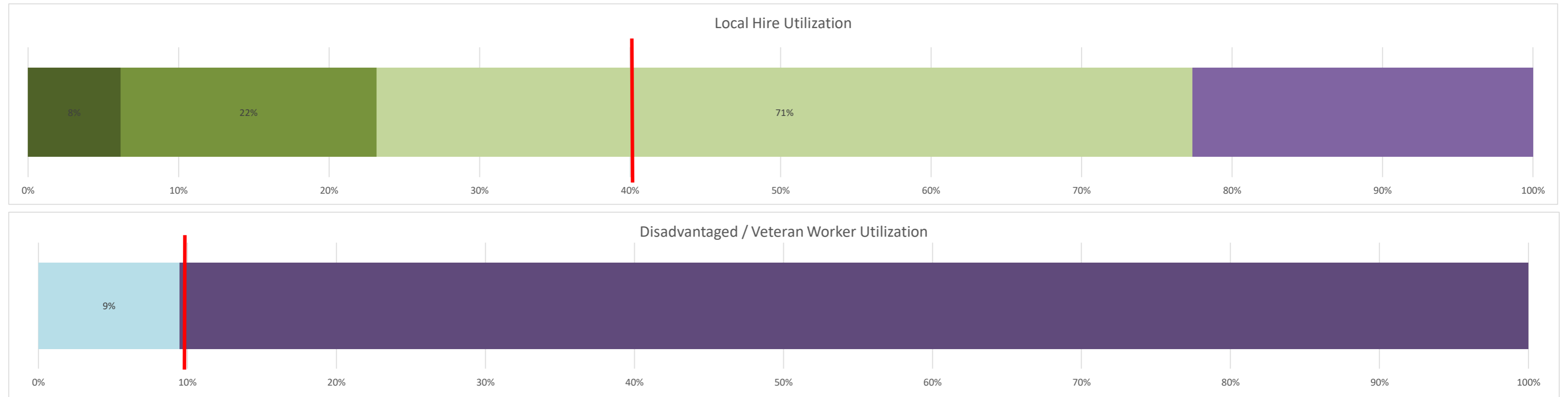
Contractors who are working toward and exceeding the **PLA Disadvantaged/Veteran goal of 10%**: *(percentages reflect workers who are verified as Disadvantaged or Veteran for the hours performed by each contractor)*

- Klassic Engineering & Construction, Inc.: 16%
- Abdellatif Enterprises: 1%
- JA Lynch Masonry, Inc.: 23%

The remaining contractors working on this project have 0% verified worker hours that count toward the 10% PLA Disadvantaged / Veteran goal *(percentages reflect workers who are verified as Disadvantaged by Pacific Gateway Workforce Investment Network and Veterans verified by Parsons as per COLB PLA Section 3.5 (c)).*

We look forward to working with Klassic Engineering & Construction, Inc. toward the achievement of the City of Long Beach's PLA Local Hire and Disadvantaged/Veteran goal.

Project: City of Long Beach - Alamitos Beach Concession Building  
 Prime: Classic Engineering & Construction, Inc.



	LONG BEACH RESIDENT (1st Tier)			GATEWAY CITIES RESIDENT (2nd Tier)			LA/OC RESIDENT (3rd Tier) - includes Long Beach & Gateway Zip Codes			DISADVANTAGED (Verified by Pacific Gateway)*			VETERAN (Verified by Parsons)*			DISADVANTAGED / VETERAN			TOTAL	
	# Long Beach Worker	% Hours Long Beach Residents	Hours Long Beach	# Gateway Cities Worker	% Hours Gateway Residents	Hours Gateway Cities	# LA/OC Workers	% Hours LA/OC Residents	Hours LA/OC	# Disadvantaged Workers	% Hours Disadvantaged	Hours Disadvantaged	# Veteran Workers	% Hours Veteran	Hours Veteran	# Disadvantaged / Veteran Workers	% Hours Disadvantaged / Veteran	Hours Disadvantaged / Veteran	All Workers	Total Project Hours
<b>Project Total</b>	<b>17</b>	<b>8%</b>	<b>1092</b>	<b>25</b>	<b>22%</b>	<b>3023</b>	<b>127</b>	<b>71%</b>	<b>9626</b>	<b>0</b>	<b>0%</b>	<b>0</b>	<b>4</b>	<b>9%</b>	<b>1,294</b>	<b>4</b>	<b>9%</b>	<b>1294</b>	<b>169</b>	<b>13646</b>
Klassic Engineering & Construction, Inc.	8	11%	746	5	19%	1316	37	66%	4657	0	0%	0	2	16%	1127	2	16%	1127	51	7042
Abdellatif Enterprises, Inc.	1	3%	88	5	34%	1087	20	79%	2501	0	0%	0	1	1%	24	1	1%	24	24	3152
Alliance Electric	2	25%	120	1	5%	25	6	97%	459	0	0%	0	0	0%	0	0	0%	0	7	475
Apex Fire Protection, Inc.	1	9%	24	0	0%	0	10	100%	258	0	0%	0	0	0%	0	0	0%	0	10	258
Demolition Specialist, Inc.	0	0%	0	0	0%	0	1	17%	21	0	0%	0	0	0%	0	0	0%	0	3	121
J & C Environmental	0	0%	0	0	0%	0	0	0%	0	0	0%	0	0	0%	0	0	0%	0	1	4
JA Lynch Masonry, Inc.	0	0%	0	1	15%	92	7	39%	244	0	0%	0	1	23%	143	1	23%	143	11	626
Karcher Insulation	0	0%	0	0	0%	0	1	100%	7	0	0%	0	0	0%	0	0	0%	0	1	7
Koppl Pipeline Services, Inc.	0	0%	0	0	0%	0	2	100%	6	0	0%	0	0	0%	0	0	0%	0	2	6
KSU Corporation	0	0%	0	1	40%	118	4	88%	258	0	0%	0	0	0%	0	0	0%	0	8	294
La Tour Builders, Inc.	0	0%	0	0	0%	0	2	57%	294	0	0%	0	0	0%	0	0	0%	0	4	519
Marina Landscape	1	4%	8	0	0%	0	4	94%	171	0	0%	0	0	0%	0	0	0%	0	5	182
New Art Construction, Inc.	0	0%	0	0	0%	0	1	100%	7	0	0%	0	0	0%	0	0	0%	0	1	7
Simco Mechanical	0	0%	0	2	41%	40	5	100%	97	0	0%	0	0	0%	0	0	0%	0	5	97
Troyer Contracting, Inc.	1	4%	28	7	54%	340	15	82%	520	0	0%	0	0	0%	0	0	0%	0	17	632
Upland Contracting, Inc.	3	35%	78	3	2%	5	12	56%	126	0	0%	0	0	0%	0	0	0%	0	19	224

\*Percentages reflect workers who are verified as Disadvantaged by Pacific Gateway Workforce Investment Network and Veterans verified by Parsons (per COLB PLA Section 3.5 (c))



**Parsons Constructors Inc.**

100 West Walnut Street • Pasadena, California 91124 • (626) 440-3000 • Fax: (626) 440-2516

Date: December 24, 2020

To: Jenny Deneva  
American Landscape  
[jdeneva@americanlandscape.com](mailto:jdeneva@americanlandscape.com)

CC: Kelly Parkins, City of Long Beach  
Sandy Palmer, City of Long Beach  
Melissa Pyun, City of Long Beach  
Brenda Cubillo, City of Long Beach  
Don Maurer, Parsons  
Rasien Connelly, Parsons  
Dan Sloan, Parsons

From: Mandy Oelschlager, Parsons  
Mandy.oelschlager@parsons.com

**RE: Community Economic Development Efforts at the City of Long Beach**  
Project: Central Irrigation Renovation  
Prime Contractor: American Landscape, Inc.  
Attachment: Local Hire & Disadvantaged/Veteran Worker Report

In working toward meeting the City of Long Beach's PLA goals on the City of Long Beach Central Irrigation Renovation project, we are providing you with an update of the current percentages achieved by American Landscape, Inc. and its subcontractors.

We are highlighting those contractors who are exceeding the Local Hire and Disadvantaged/Veteran Goals and those who could use a boost in increasing their numbers. I've attached a summary report for your reference which includes all CPR data received through December 20, 2020.

Project overall Local Resident Goal (40% Goal):

- 1<sup>st</sup> Tier Zip Codes (Long Beach Zip Codes): Currently 4%
- 2<sup>nd</sup> Tier Zip Codes (Gateway Cities): Currently 4%
- 3<sup>rd</sup> Tier Zip Codes (Los Angeles & Orange County – includes Long Beach & Gateway Cities Zip Codes): Currently 74%

Contractors who have submitted CPRs that are currently *exceeding* the City of Long Beach PLA Local Hire Goal of 40% are as follows:

Contractor	1 <sup>st</sup> Tier Zip Codes	2 <sup>nd</sup> Tier Zip Codes	3 <sup>rd</sup> Tier Zip Codes
American Landscape, Inc.	4%	4%	74%

Disadvantaged/Veteran workers (10% Goal): **Currently 0.2%**

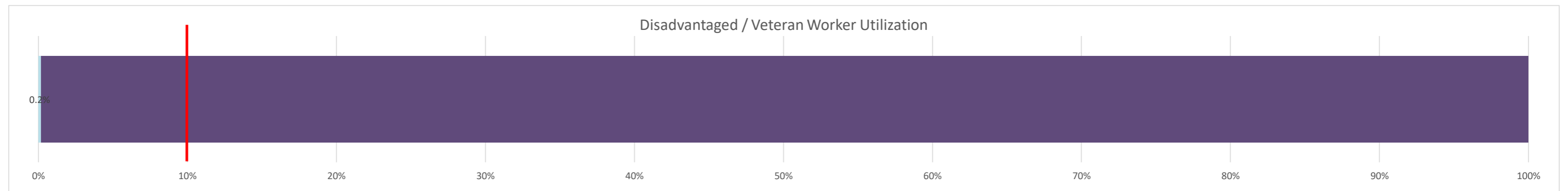
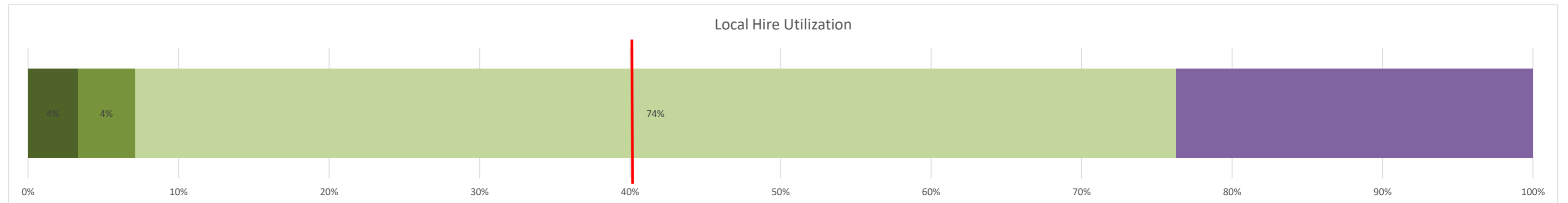
Total Project Hours: 4,377

Total Disadvantaged Hours: 8

Total Veteran Hours: 0

We look forward to working with American Landscape, Inc. toward the achievement of the City of Long Beach's PLA Local Hire and Disadvantaged/Veteran goal.

Project: City of Long Beach - Central Irrigation  
 Prime: American Landscape



	LONG BEACH RESIDENT (1st Tier)			GATEWAY CITIES RESIDENT (2nd Tier)			LA/OC RESIDENT (3rd Tier) - includes Long Beach & Gateway Zip Codes			DISADVANTAGED (Verified by Pacific Gateway)*			VETERAN (Verified by Parsons)*			DISADVANTAGED / VETERAN			TOTAL	
	# Long Beach Worker	% Hours Long Beach Residents	Hours Long Beach	# Gateway Cities Worker	% Hours Gateway Residents	Hours Gateway Cities	# LA/OC Workers	% Hours LA/OC Residents	Hours LA/OC	# Disadvantaged Workers	% Hours Disadvantaged	Hours Disadvantaged	# Veteran Workers	% Hours Veteran	Hours Veteran	# Disadvantaged / Veteran Workers	% Hours Disadvantaged / Veteran	Hours Disadvantaged / Veteran	All Workers	Total Project Hours
<b>Project Total</b>	2	4%	156	2	4%	179	11	74%	3259	1	0.2%	8	0	0%	0	1	0.2%	8	13	4377
American Landscape	2	4%	156	2	4%	179	11	74%	3259	1	0%	8	0	0%	0	1	0.2%	8	13	4377

\*Percentages reflect workers who are verified as Disadvantaged by Pacific Gateway Workforce Investment Network and Veterans verified by Parsons (per COLB PLA Section 3.5 (c))



**Parsons Constructors Inc.**

100 West Walnut Street • Pasadena, California 91124 • (626) 440-3000 • Fax: (626) 440-2516

Date: December 24, 2020

To: Bill Klorman  
 WM Klorman Construction  
 Bklorman@klorman.com

CC: David Kelly, Psomas  
 Melissa Pyun, City of Long Beach  
 Brenda Cubillo, City of Long Beach  
 Don Maurer, Parsons  
 Rasien Connelly, Parsons  
 Dan Sloan, Parsons

From: Mandy Oelschlager, Parsons  
 Mandy.oelschlager@parsons.com

**RE: Community Economic Development Efforts at the City of Long Beach**  
**Project: City of Long Beach Civic Center Parking Structure**  
**Prime Contractor: WM Klorman Construction Corp.**  
**Attachment: Local Hire & Disadvantaged/Veteran Worker Report**

In working toward meeting the City of Long Beach's PLA goals on the City of Long Beach Civic Center Parking Structure project, we are providing you with an update of the current percentages achieved by WM Klorman Construction Corp and its subcontractors.

We are highlighting those contractors who are exceeding the Local Hire and Disadvantaged/Veteran Goals and those who could use a boost in increasing their numbers. I've attached a summary report for your reference which includes all CPR data received through December 20, 2020.

Project overall Local Resident Goal (40% Goal):

- 1<sup>st</sup> Tier Zip Codes (Long Beach Zip Codes): Currently 6%
- 2<sup>nd</sup> Tier Zip Codes (Gateway Cities): Currently 18%
- 3<sup>rd</sup> Tier Zip Codes (Los Angeles & Orange County – includes Long Beach & Gateway Cities Zip Codes): Currently 77%

Contractors who have submitted CPRs that are currently *exceeding* the City of Long Beach PLA Local Hire Goal of 40% are as follows:

Contractor	1 <sup>st</sup> Tier Zip Codes	2 <sup>nd</sup> Tier Zip Codes	3 <sup>rd</sup> Tier Zip Codes
WM Klorman	All Work Subcontracted		
Apollo Electric	0%	0%	77%
Calcoast Steel, Inc.	0%	0%	56%
California Fire Protection Sprinkler	0%	0%	100%
CA Signs	0%	0%	100%
Choice Drilling	0%	0%	100%
Condon Johnson & Associates, Inc.	0%	50%	71%
Don Brandel Plumbing, Inc.	0%	18%	100%
Ground Penetrating Radar Systems	100%	0%	100%



<b>RE:</b>	<b>Community Economic Development Efforts through December 20, 2020</b>
Project:	City of Long Beach Civic Center Parking Structure
Prime Contractor:	WM Klorman Construction Corp.

Contractor	1 <sup>st</sup> Tier Zip Codes	2 <sup>nd</sup> Tier Zip Codes	3 <sup>rd</sup> Tier Zip Codes
Hydraulic Crane LLC	13%	34%	81%
J's Pipeline	0%	0%	93%
JLS Concrete Pumping	14%	0%	72%
Masonry Concepts, Inc.	0%	26%	74%
Middle Earth Geo Testing	0%	50%	100%
Pacific Waterproofing	0%	0%	89%
Precision Doors & Millwork	0%	0%	100%
Psomas	26%	68%	100%
Stantru Resources, Inc.	6%	21%	75%
Twining, Inc.	27%	4%	91%
Unified Inspection & Testing	0%	0%	100%
Westco Service Company	0%	0%	100%
Wreck Age Demolition	14%	6%	91%

Contractors have submitted Certified Payroll Reports and who are **below 40%** of the PLA Local Hire (Los Angeles & Orange County) Goal:

Contractor	1 <sup>st</sup> Tier Zip Codes	2 <sup>nd</sup> Tier Zip Codes	3 <sup>rd</sup> Tier Zip Codes
J & B Engineers Surveyors	0%	0%	<b>0%</b>

Disadvantaged/Veteran workers (10% Goal): **Currently 3%**

Total Project Hours: 28,165

Total Disadvantaged Hours: 0

Total Veteran Hours: 741

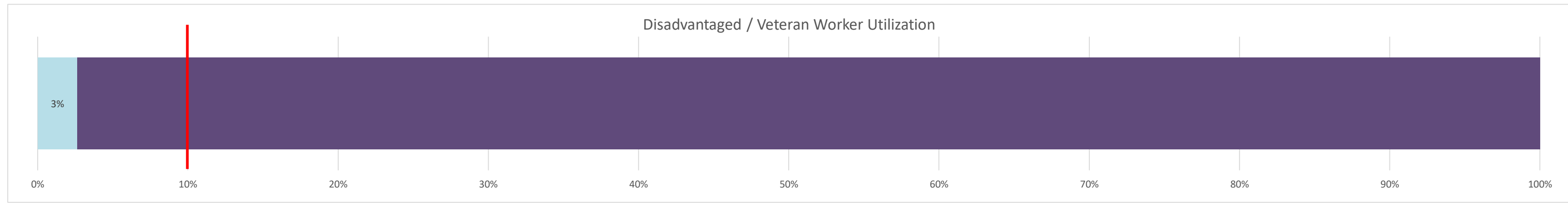
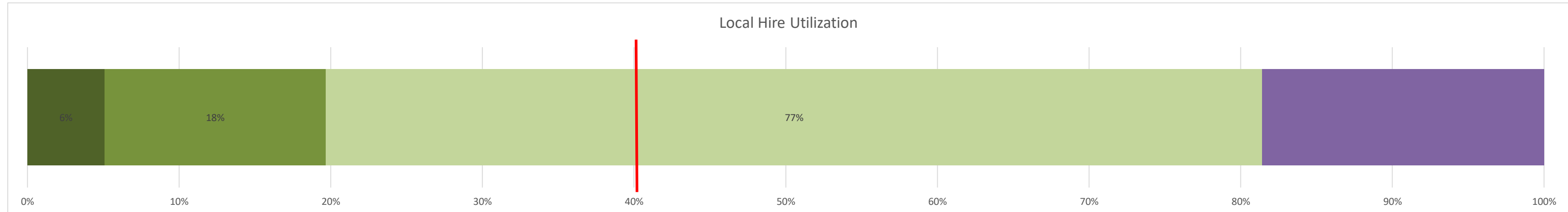
Contractors who are working toward and exceeding the **PLA Disadvantaged/Veteran goal of 10%**:  
*(percentages reflect workers who are verified as Disadvantaged or Veteran for the hours performed by each contractor)*

- Stantru Resources: 4%

The remaining contractors working on this project have 0% verified worker hours that count toward the 10% PLA Disadvantaged / Veteran goal *(percentages reflect workers who are verified as Disadvantaged by Pacific Gateway Workforce Investment Network and Veterans verified by Parsons)*.

We look forward to working with WM Klorman Construction Corp. toward the achievement of the City of Long Beach's PLA Local Hire and Disadvantaged/Veteran goal.

Project: City of Long Beach - Civic Center Parking Structure  
 Prime: WM Klorman Construction Corp.



	LONG BEACH RESIDENT (1st Tier)			GATEWAY CITIES RESIDENT (2nd Tier)			LA/OC RESIDENT (3rd Tier) - includes Long Beach & Gateway Zip Codes			DISADVANTAGED (Verified by Pacific Gateway)*			VETERAN (Verified by Parsons)*			DISADVANTAGED / VETERAN			TOTAL	
	# Long Beach Worker	% Hours Long Beach Residents	Hours Long Beach	# Gateway Cities Worker	% Hours Gateway Residents	Hours Gateway Cities	# LA/OC Workers	% Hours LA/OC Residents	Hours LA/OC	# Disadvantaged Workers	% Hours Disadvantaged	Hours Disadvantaged	# Veteran Workers	% Hours Veteran	Hours Veteran	# Disadvantaged / Veteran Workers	% Hours Disadvantaged / Veteran	Hours Disadvantaged / Veteran	All Workers	Total Project Hours
<b>Project Total</b>	<b>21</b>	<b>6%</b>	<b>1782</b>	<b>45</b>	<b>18%</b>	<b>5113</b>	<b>225</b>	<b>77%</b>	<b>21649</b>	<b>0</b>	<b>0%</b>	<b>0</b>	<b>1</b>	<b>3%</b>	<b>741</b>	<b>1</b>	<b>3%</b>	<b>741</b>	<b>317</b>	<b>28165</b>
WM Klorman Construction																				
Apollo Electric	1	0%	4	0	0%	0	7	77%	1312	0	0%	0	0	0%	0	0	0%	0	14	1708
Calcoast Steel, Inc.	0	0%	0	0	0%	0	1	56%	40	0	0%	0	0	0%	0	0	0%	0	2	72
California Fire Protection Sprinkler Co.	0	0%	0	0	0%	0	3	100%	303	0	0%	0	0	0%	0	0	0%	0	3	303
CA Signs	0	0%	0	0	0%	0	2	100%	2	0	0%	0	0	0%	0	0	0%	0	2	2
Choice Drilling, Inc.	0	0%	0	0	0%	0	1	100%	15	0	0%	0	0	0%	0	0	0%	0	1	15
Condon Johnson & Associates, Inc.	0	0%	0	3	50%	154	6	71%	219	0	0%	0	0	0%	0	0	0%	0	8	310
Don Brandel Plumbing, Inc.	0	0%	0	3	18%	82	7	100%	451	0	0%	0	0	0%	0	0	0%	0	7	451
Ground Penetrating Radar Systems, LLC	1	100%	24	0	0%	0	1	100%	24	0	0%	0	0	0%	0	0	0%	0	1	24
Hydraulic Crane LLC	1	13%	13	1	34%	32	5	81%	76	0	0%	0	0	0%	0	0	0%	0	6	94
J & B Engineers Surveyors	0	0%	0	0	0%	0	0	0%	0	0	0%	0	0	0%	0	0	0%	0	1	14
J's Pipeline, Inc.	0	0%	0	0	0%	0	4	93%	157	0	0%	0	0	0%	0	0	0%	0	5	168
JLS Concrete Pumping	1	14%	39	0	0%	0	10	72%	194	0	0%	0	0	0%	0	0	0%	0	15	268
Masonry Concepts, Inc.	0	0%	0	6	26%	534	23	74%	1487	0	0%	0	0	0%	0	0	0%	0	31	2022
Middle Earth Geo Testing, Inc.	0	0%	0	1	50%	5	2	100%	9	0	0%	0	0	0%	0	0	0%	0	2	9
Pacific Waterproofing & Restoration, Inc.	0	0%	0	0	0%	0	3	89%	55	0	0%	0	0	0%	0	0	0%	0	4	61
Precision Doors & Millwork	0	0%	0	0	0%	0	1	100%	8	0	0%	0	0	0%	0	0	0%	0	1	8
Psomas	1	26%	23	4	68%	61	6	100%	90	0	0%	0	0	0%	0	0	0%	0	6	90
Stantru Resources, Inc.	8	6%	1247	23	21%	4130	107	75%	15002	0	0%	0	1	4%	741	1	4%	741	165	20135
Twining, Inc.	3	27%	221	3	4%	31	19	91%	755	0	0%	0	0	0%	0	0	0%	0	24	826
Unified Inspection & Testing, Inc.	0	0%	0	0	0%	0	1	100%	16	0	0%	0	0	0%	0	0	0%	0	1	16
Westco Service Company	0	0%	0	0	0%	0	5	100%	93	0	0%	0	0	0%	0	0	0%	0	5	93
Wreck Age Demolition, Inc.	5	14%	212	1	6%	86	11	91%	1342	0	0%	0	0	0%	0	0	0%	0	13	1478

\*Percentages reflect workers who are verified as Disadvantaged by Pacific Gateway Workforce Investment Network and Veterans verified by Parsons (per COLB PLA Section 3.5 (c))





**Parsons Constructors Inc.**

100 West Walnut Street • Pasadena, California 91124 • (626) 440-3000 • Fax: (626) 440-2516

Date: December 24, 2020

To: Jose Acosta  
 Swinerton Builders  
 jacosta@swinerton.com

From: Mandy Oelschlager, Parsons  
 Mandy.oelschlager@parsons.com

CC: Edward Einem, Swinerton Builders  
 Lupe Navarro, Swinerton Builders  
 Virginia Mercado, Swinerton Builders  
 Richard Panos, Anser Advisory  
 Jared Kemp, Anser Advisory  
 Melissa Pyun, City of Long Beach  
 Stephanie Gunawan, City of Long Beach  
 Rasien Connelly, Parsons  
 Dan Sloan, Parsons  
 Don Maurer, Parsons

**RE: Community Economic Development Efforts at the City of Long Beach**  
**Project: City of Long Beach Airport Terminal Improvements Phase II**  
**Prime Contractor: Swinerton Builders**  
**Attachment: Local Hire & Disadvantaged/Veteran Worker Report**

In working toward meeting the City of Long Beach's PLA goals on the City of Long Beach Airport Terminal Improvements Phase II project, we are providing you with an update of the current percentages achieved by Swinerton Builders and its subcontractors.

We are highlighting those contractors who are exceeding the Local Hire and Disadvantaged/Veteran Goals and those who could use a boost in increasing their numbers. I've attached a summary report for your reference which includes all CPR data received through December 20, 2020.

Project overall Local Resident Goal (40% Goal):

- 1<sup>st</sup> Tier Zip Codes (Long Beach Zip Codes): Currently 8%
- 2<sup>nd</sup> Tier Zip Codes (Gateway Cities): Currently 26%
- 3<sup>rd</sup> Tier Zip Codes (Los Angeles & Orange County – includes Long Beach & Gateway Cities Zip Codes): Currently 82%

Contractors who have submitted CPRs that are currently *exceeding* the City of Long Beach PLA Local Hire Goal of 40% are as follows:

Contractor	1 <sup>st</sup> Tier Zip Codes	2 <sup>nd</sup> Tier Zip Codes	3 <sup>rd</sup> Tier Zip Codes
Swinerton	0%	15%	80%
Acco Engineered Systems	42%	11%	74%
Advanced Cable Solutions, Inc.	0%	100%	100%
Altitude, Inc.	40%	26%	100%
Baker Electric	26%	4%	96%
Bali Construction	0%	41%	89%
California Hi-Tech Flooring, Inc.	0%	25%	63%



**RE: Community Economic Development Efforts through December 20, 2020**

Project: Long Beach Airport Terminal Phase II  
 Prime Contractor: Swinerton Builders

Contractor	1 <sup>st</sup> Tier Zip Codes	2 <sup>nd</sup> Tier Zip Codes	3 <sup>rd</sup> Tier Zip Codes
Center Concrete Cutting	0%	0%	100%
Connor Concrete Cutting (JMH)	0%	100%	100%
Connor Concrete Cutting (Power1)	0%	64%	64%
Crown Fence	0%	25%	88%
Dinamic Mod Construction	0%	0%	48%
Environmental Construction	2%	18%	84%
Ethos Energy Field Services	0%	37%	97%
Foundation Service Corp.	19%	21%	86%
GGG Demolition, Inc.	1%	14%	85%
Gregg Electric, Inc.	49%	6%	62%
JLS Concrete Pumping	56%	0%	100%
JMH Engineering sub to Baker	10%	56%	97%
JMH Engineering sub to Sasco	0%	68%	100%
Kehoe Testing	27%	0%	100%
Leko Construction	0%	43%	77%
Marina Landscape	0%	0%	41%
Mike Zarp, Inc.	0%	0%	68%
Mike Zarp, Inc. sub to Control Air	0%	0%	50%
Murray Company	0%	24%	59%
Myers & Sons Hi-Way Safety, Inc.	0%	0%	100%
Ondatje Plastering Contracting	0%	0%	50%
Palp, Inc. dba Excel	23%	21%	100%
Penhall (sub to GGG Demo)	0%	0%	93%
Penhall (sub to Power One, LLC)	0%	23%	100%
Performance Contracting, Inc.	0%	0%	100%
Phoenix Landscape	0%	0%	40%
Power One	0%	18%	63%
Quality Production Services, Inc.	0%	33%	100%
Sasco	12%	73%	98%
The McIntyre Company	14%	0%	57%
Vertical Access, Inc.	0%	0%	100%
Vertical sub to Quality Production	0%	0%	54%

Contractors have submitted Certified Payroll Reports and who are **below 40%** of the PLA Local Hire (Los Angeles & Orange County) Goal:

Contractor	1 <sup>st</sup> Tier Zip Codes	2 <sup>nd</sup> Tier Zip Codes	3 <sup>rd</sup> Tier Zip Codes
Architectural Design & Signs	0%	0%	<b>0%</b>
Badger Daylighting Corp.	0%	0%	<b>0%</b>
Boston Barricade	0%	0%	<b>0%</b>
C Below	0%	0%	<b>32%</b>
Geoboden	0%	0%	<b>34%</b>
Green Vista Landscape	0%	0%	<b>0%</b>
Pavement Recycling Systems	0%	0%	<b>0%</b>
Penhall (sub to Murray Company)	0%	0%	<b>0%</b>
Quality Rebar	0%	0%	<b>0%</b>
Quality Reinforcing	0%	0%	<b>1%</b>
RJ Noble	0%	0%	<b>28%</b>



**RE: Community Economic Development Efforts through December 20, 2020**

Project: Long Beach Airport Terminal Phase II  
Prime Contractor: Swinerton Builders

Disadvantaged/Veteran workers (10% Goal): **Currently 1%**

Total Project Hours: 33,949

Total Disadvantaged Hours: 0

Total Veteran Hours: 359

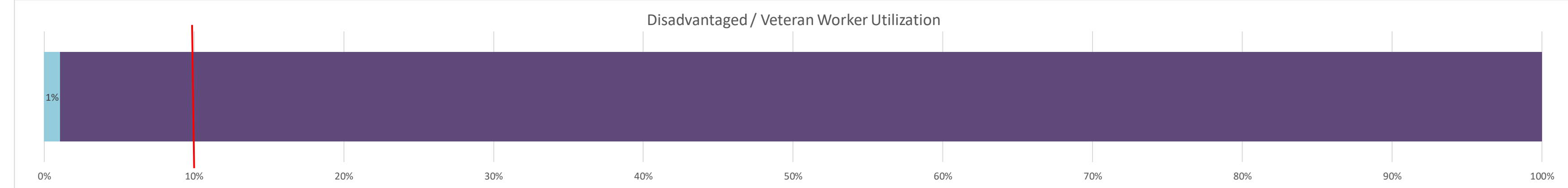
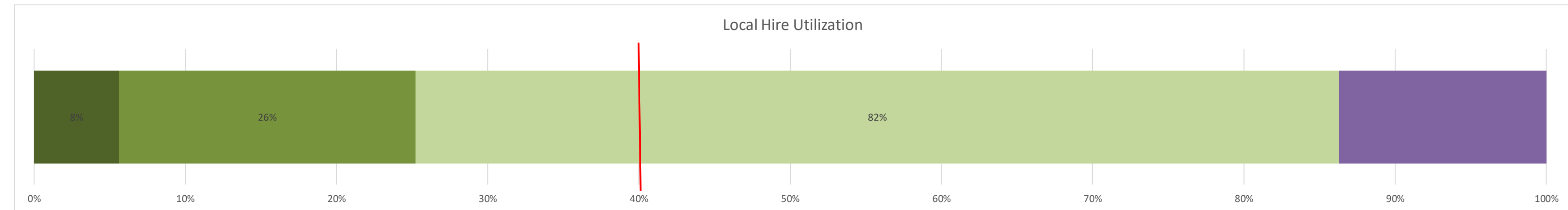
Contractors who are working toward and exceeding the **PLA Disadvantaged/Veteran goal of 10%**:  
*(percentages reflect workers who are verified as Disadvantaged or Veteran for the hours performed by each contractor)*

- Bali Construction: 7%
- Foundation Service: 14%
- Murray Company: 2%

The remaining contractors working on this project have 0% verified worker hours that count toward the 10% PLA Disadvantaged / Veteran goal *(percentages reflect workers who are verified as Disadvantaged by Pacific Gateway Workforce Investment Network and Veterans verified by Parsons)*.

We look forward to working with Swinerton Builders toward the achievement of the City of Long Beach's PLA Local Hire and Disadvantaged/Veteran goal.

Project: LB Airport Terminal Improvements Phase 2  
 Prime: Swinerton



	LONG BEACH RESIDENT (1st Tier)			GATEWAY CITIES RESIDENT (2nd Tier)			LA/OC RESIDENT (3rd Tier) - includes Long Beach & Gateway Zip Codes			DISADVANTAGED (Verified by Pacific Gateway)*			VETERAN (Verified by Parsons)*			DISADVANTAGED / VETERAN			TOTAL	
	# Long Beach Worker	% Hours Long Beach Residents	Hours Long Beach	# Gateway Cities Worker	% Hours Gateway Residents	Hours Gateway Cities	# LA/OC Workers	% Hours LA/OC Residents	Hours LA/OC	# Disadvantaged Workers	% Hours Disadvantaged	Hours Disadvantaged	# Veteran Workers	% Hours Veteran	Hours Veteran	# Disadvantaged / Veteran Workers	% Hours Disadvantaged / Veteran	Hours Disadvantaged / Veteran	All Workers	Total Project Hours
<b>Project Total</b>	<b>29</b>	<b>8%</b>	<b>2553</b>	<b>92</b>	<b>26%</b>	<b>8906</b>	<b>329</b>	<b>82%</b>	<b>27727</b>	<b>0</b>	<b>0%</b>	<b>0</b>	<b>3</b>	<b>1.1%</b>	<b>359</b>	<b>3</b>	<b>1%</b>	<b>359</b>	<b>493</b>	<b>33949</b>
<b>Swinerton</b>	0	0%	0	9	15%	530	23	80%	2876	0	0%	0	0	0%	0	0	0%	0	32	3597
ACCO Engineered Systems	1	42%	104	1	11%	27	7	74%	185	0	0%	0	0	0%	0	0	0%	0	11	250
Advanced Cable Solutions, Inc.	0	0%	0	1	100%	16	1	100%	16	0	0%	0	0	0%	0	0	0%	0	1	16
Altitude, Inc.	8	40%	144	3	26%	92	15	100%	358	0	0%	0	0	0%	0	0	0%	0	15	358
Architectural Design and Signs	0	0%	0	0	0%	0	0	0%	0	0	0%	0	0	0%	0	0	0%	0	4	40
Badger Daylighting Corp.	0	0%	0	0	0%	0	0	0%	0	0	0%	0	0	0%	0	0	0%	0	1	6
Bali Construction, Inc.	0	0%	0	10	41%	1404	27	89%	3053	0	0%	0	1	7%	243	1	7%	243	40	3414
Baker Electric	3	26%	1352	3	4%	226	14	96%	4958	0	0%	0	0	0%	0	0	0%	0	18	5183
Boston Barricade	0	0%	0	0	0%	0	0	0%	0	0	0%	0	0	0%	0	0	0%	0	10	117
C Below	0	0%	0	0	0%	0	3	32%	57	0	0%	0	0	0%	0	0	0%	0	8	175
California Hi-Tech Flooring, Inc.	0	0%	0	1	25%	16	3	63%	40	0	0%	0	0	0%	0	0	0%	0	6	64
Center Concrete Cutting, Inc.	0	0%	0	0	0%	0	1	100%	4	0	0%	0	0	0%	0	0	0%	0	1	4
Connor Concrete Cutting & Coring (JMH)	0	0%	0	1	100%	55	1	100%	55	0	0%	0	0	0%	0	0	0%	0	1	55
Connor Concrete Cutting & Coring (Power One)	0	0%	0	1	64%	7	1	64%	7	0	0%	0	0	0%	0	0	0%	0	2	11
Crown Fence	0	0%	0	8	25%	220	21	88%	765	0	0%	0	0	0%	0	0	0%	0	26	867
Dinamic Mod Construction	0	0%	0	0	0%	0	3	48%	88	0	0%	0	0	0%	0	0	0%	0	6	184
Environmental Construction Group, Inc.	1	2%	59	9	21%	671	27	84%	2692	0	0%	0	0	0%	0	0	0%	0	31	3220
Ethos Energy Field Services	0	0%	0	2	37%	181	6	97%	469	0	0%	0	0	0%	0	0	0%	0	8	483
Foundation Service Corp.	1	19%	56	1	21%	60	4	86%	247	0	0%	0	1	14%	42	1	14%	42	5	289
Geoboden	0	0%	0	0	0%	0	1	34%	18	0	0%	0	0	0%	0	0	0%	0	3	53
GGG Demolition, Inc.	2	1%	24	8	14%	229	29	85%	1421	0	0%	0	0	0%	0	0	0%	0	38	1677
Gregg Electric, Inc.	1	49%	141	1	6%	16	3	62%	181	0	0%	0	0	0%	0	0	0%	0	4	290
Green Vista Landscape	0	0%	0	0	0%	0	0	0%	0	0	0%	0	0	0%	0	0	0%	0	2	16
JLS Concrete Pumping	1	56%	24	0	0%	0	4	100%	43	0	0%	0	0	0%	0	0	0%	0	4	43
JMH Engineering sub to Baker	5	10%	309	8	56%	1675	17	97%	2898	0	0%	0	0	0%	0	0	0%	0	20	2974
JMH Engineering sub to Sasco	0	0%	0	2	68%	26	4	100%	38	0	0%	0	0	0%	0	0	0%	0	4	38
Kehoe Testing	1	27%	6	0	0%	0	3	100%	22	0	0%	0	0	0%	0	0	0%	0	3	22
Leko Construction, Inc.	0	0%	0	2	43%	80	4	77%	144	0	0%	0	0	0%	0	0	0%	0	5	188
Marina Landscape, Inc.	0	0%	0	0	0%	0	3	41%	17	0	0%	0	0	0%	0	0	0%	0	6	41
Mike Zarp, Inc. sub to Swinerton	0	0%	0	0	0%	0	6	68%	229	0	0%	0	0	0%	0	0	0%	0	13	335
Murray Company	0	0%	0	5	24%	1006	20	59%	2521	0	0%	0	1	2%	74	1	2%	74	37	4241
Myers & Sons Hi-Way Safety, Inc.	0	0%	0	0	0%	0	2	100%	30	0	0%	0	0	0%	0	0	0%	0	2	30
Ondatje Plastering Contracting	0	0%	0	0	0%	0	1	50%	19	0	0%	0	0	0%	0	0	0%	0	2	38
Palp, Inc. dba Excel Paving	3	23%	26	2	21%	24	11	100%	115	0	0%	0	0	0%	0	0	0%	0	11	115
Pavement Recycling Systems	0	0%	0	0	0%	0	0	0%	0	0	0%	0	0	0%	0	0	0%	0	1	9
Penhall sub to GGG Demolition	0	0%	0	0	0%	0	5	93%	97	0	0%	0	0	0%	0	0	0%	0	6	104
Penhall sub to Murray Company	0	0%	0	0	0%	0	0	0%	0	0	0%	0	0	0%	0	0	0%	0	1	4
Penhall sub to Power One, LLC	0	0%	0	1	23%	8	2	100%	36	0	0%	0	0	0%	0	0	0%	0	2	36
Performance Contracting, Inc.	0	0%	0	0	0%	0	2	100%	61	0	0%	0	0	0%	0	0	0%	0	2	61
Phoenix Landscape	0	0%	0	0	0%	0	2	40%	10	0	0%	0	0	0%	0	0	0%	0	4	25
Power One, LLC	0	0%	0	3	18%	311	16	63%	1081	0	0%	0	0	0%	0	0	0%	0	27	1718
Quality Production Services, Inc.	0	0%	0	2	33%	19	6	100%	57	0	0%	0	0	0%	0	0	0%	0	6	57
Quality Rebar, Inc.	0	0%	0	0	0%	0	0	0%	0	0	0%	0	0	0%	0	0	0%	0	6	41
Quality Reinforcing	0	0%	0	0	0%	0	1	1%	6	0	0%	0	0	0%	0	0	0%	0	20	460
RI Noble	0	0%	0	0	0%	0	2	28%	16	0	0%	0	0	0%	0	0	0%	0	5	57
Sasco	1	11%	293	8	73%	2008	20	98%	2672	0	0%	0	0	0%	0	0	0%	0	22	2734
The McIntyre Company	1	14%	16	0	0%	0	2	57%	64	0	0%	0	0	0%	0	0	0%	0	3	112
Vertical Access, Inc.	0	0%	0	0	0%	0	3	100%	24	0	0%	0	0	0%	0	0	0%	0	3	24
Vertical Access, Inc. sub to Quality Production	0	0%	0	0	0%	0	2	54%	34	0	0%	0	0	0%	0	0	0%	0	3	63

\*Percentages reflect workers who are verified as Disadvantaged by Pacific Gateway Workforce Investment Network and Veterans verified by Parsons (per COLB PLA Section 3.5 (c))



**Parsons Constructors Inc.**

100 West Walnut Street • Pasadena, California 91124 • (626) 440-3000 • Fax: (626) 440-2516

Date: December 24, 2020

To: Tom Luby  
General Consolidated Constructors  
tom@gcc-inc.us

CC: Karina Chavez, General Consolidated  
Michelle Harati, Harati Solutions  
Tony Resendez, City of Long Beach  
Melissa Pyun, City of Long Beach  
Dan Sloan, Parsons  
Don Maurer, Parsons  
Rasien Connelly, Parsons

From: Mandy Oelschlager, Parsons  
Mandy.oelschlager@parsons.com

**RE: Community Economic Development Efforts at the City of Long Beach**  
Project: Granada / Junipero Beach Concession Renovations & Site Improvements  
Prime Contractor: General Consolidated Constructors  
Attachment: Local Hire & Disadvantaged/Veteran Worker Report

In working toward meeting the City of Long Beach's PLA goals on the City of Long Beach Granada / Junipero Beach Concession Renovations and Site Improvements project, we are providing you with an update of the current percentages achieved by General Consolidated Constructors and its subcontractors.

We are highlighting those contractors who are exceeding the Local Hire and Disadvantaged/Veteran Goals and those who could use a boost in increasing their numbers. I've attached a summary report for your reference which includes all CPR data received through December 20, 2020.

This project is funded with Tidelands funds, therefore the COLB, PLA Article 3, Section 3.5(a)(1) is applicable. "Where Project Work is funded in full or in part by the State of California Tidelands funds, the term Local Resident, as used in this section shall mean an individual whose primary place of residence is within the Counties of Los Angeles or Orange".

Project overall Local Resident Goal (40% Goal):

- 3<sup>rd</sup> Tier Zip Codes (Los Angeles & Orange County – includes Long Beach & Gateway Cities Zip Codes): Currently 75%
- 1<sup>st</sup> Tier Zip Codes: (Long Beach Zip Codes): Currently 18%
- 2<sup>nd</sup> Tier Zip Codes (Gateway Cities): Currently 15%

Contractors who have submitted CPRs that are currently *exceeding* the City of Long Beach PLA Local Hire Goal of 40% are as follows:

Contractor	1 <sup>st</sup> Tier Zip Codes	2 <sup>nd</sup> Tier Zip Codes	3 <sup>rd</sup> Tier Zip Codes
General Consolidated Constructors	17%	17%	74%
Merli Concrete Pumping	20%	0%	100%
T.J. Janca Construction	37%	0%	100%
The Blakely Co., Inc.	0%	0%	100%



<b>RE:</b>	<b>Community Economic Development Efforts through December 20, 2020</b>
Project:	City of Long Beach Granada / Junipero Beach Concession
Prime Contractor:	General Consolidated Constructors

Contractors have submitted Certified Payroll Reports and who are **below 40%** of the PLA Local Hire (Los Angeles & Orange County) Goal:

Contractor	1 <sup>st</sup> Tier Zip Codes	2 <sup>nd</sup> Tier Zip Codes	3 <sup>rd</sup> Tier Zip Codes
Big Bear Electric	0%	10%	<b>0%</b>
On Point Land Surveying	0%	0%	<b>0%</b>

Disadvantaged/Veteran workers (10% Goal): **Currently 5%**

Total Project Hours: 6,119

Total Disadvantaged Hours: 0

Total Veteran Hours: 305

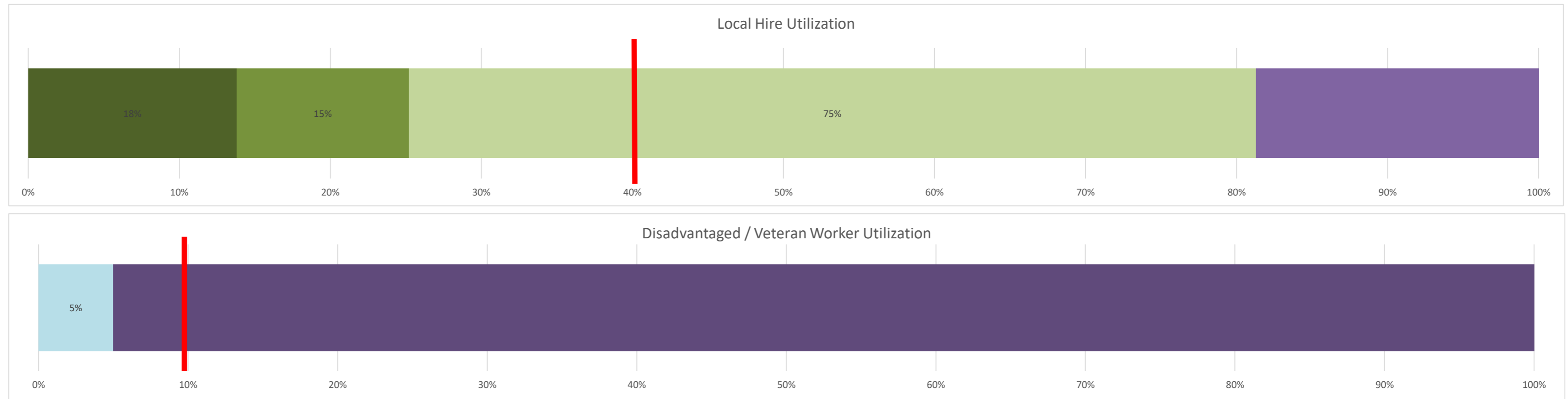
Contractors who are working toward and exceeding the **PLA Disadvantaged/Veteran goal of 10%**: *(percentages reflect workers who are verified as Disadvantaged or Veteran for the hours performed by each contractor)*

- General Consolidated Constructors: 5%

The remaining contractors working on this project have 0% verified worker hours that count toward the 10% PLA Disadvantaged / Veteran goal *(percentages reflect workers who are verified as Disadvantaged by Pacific Gateway Workforce Investment Network and Veterans verified by Parsons as per COLB PLA Section 3.5 (c)).*

We look forward to working with General Consolidated Constructors toward the achievement of the City of Long Beach's PLA Local Hire and Disadvantaged/Veteran goal.

**Project:** City of Long Beach - Granada / Junipero Beach Concession Renovations & Site Improvements  
**Prime:** General Consildated Constructors



	LONG BEACH RESIDENT (1st Tier)			GATEWAY CITIES RESIDENT (2nd Tier)			LA/OC RESIDENT (3rd Tier) - includes Long Beach & Gateway Zip Codes			DISADVANTAGED (Verified by Pacific Gateway)*			VETERAN (Verified by Parsons)*			DISADVANTAGED / VETERAN			TOTAL	
	# Long Beach Worker	% Hours Long Beach Residents	Hours Long Beach	# Gateway Cities Worker	% Hours Gateway Residents	Hours Gateway Cities	# LA/OC Workers	% Hours LA/OC Residents	Hours LA/OC	# Disadvantaged Workers	% Hours Disadvantaged	Hours Disadvantaged	# Veteran Workers	% Hours Veteran	Hours Veteran	# Disadvantaged / Veteran Workers	% Hours Disadvantaged / Veteran	Hours Disadvantaged / Veteran	All Workers	Total Project Hours
<b>Project Total</b>	<b>12</b>	<b>18%</b>	<b>1130</b>	<b>11</b>	<b>15%</b>	<b>933</b>	<b>54</b>	<b>75%</b>	<b>4587</b>	<b>0</b>	<b>0%</b>	<b>0</b>	<b>1</b>	<b>5%</b>	<b>305</b>	<b>1</b>	<b>5%</b>	<b>305</b>	<b>70</b>	<b>6119</b>
General Consildated Constructors	9	17%	969	11	17%	933	41	74%	4133	0	0%	0	1	5%	305	1	5%	305	53	5605
Big Bear Electric	0	0%	0	0	0%	0	0	0%	0	0	0%	0	0	0%	0	0	0%	0	3	31
Merli Concrete Pumping	1	20%	8	0	0%	0	5	100%	40	0	0%	0	0	0%	0	0	0%	0	5	40
On Point Land Surveying, Inc.	0	0%	0	0	0%	0	0	0%	0	0	0%	0	0	0%	0	0	0%	0	1	29
The Blakely Co., Inc.	0	0%	0	0	0%	0	1	100%	4	0	0%	0	0	0%	0	0	0%	0	1	4
TJ Janca Construction	2	37%	153	0	0%	0	7	100%	411	0	0%	0	0	0%	0	0	0%	0	7	411

\*Percentages reflect workers who are verified as Disadvantaged by Pacific Gateway Workforce Investment Network and Veterans verified by Parsons (per COLB PLA Section 3.5 (c))