



Parsons Constructors Inc.

100 West Walnut Street • Pasadena, California 91124 • (626) 440-3000 • Fax: (626) 440-2516

Date: January 04, 2021

To: Henry Bedolla
Macro-Z-Technology Company
contracts@mztco.com

CC: Mike Tomeo, J. Shield
Dino D’Emilia, Ardurra
Dustin Blackwell, Ardurra
Tony Resendez, City of Long Beach
Melissa Pyun, City of Long Beach
Dan Sloan, Parsons
Rasien Connelly, Parsons

From: Tara Neumann, Parsons
Tara.Neumann@parsons.com

RE: Community Economic Development Efforts at the City of Long Beach
Project: City of Long Beach Alamitos Beach Concession Building
Prime Contractor: Macro-Z-Technology Company
Attachment: Local Hire & Disadvantaged/Veteran Worker Report

In working toward meeting the City of Long Beach's PLA goals on the City of Long Beach Alamitos Beach Concession Building project, we are providing you with an update of the current percentages achieved by Macro-Z-Technology Company and its subcontractors.

We are highlighting those contractors who are exceeding the Local Hire and Disadvantaged/Veteran Goals and those who could use a boost in increasing their numbers. I've attached a summary report for your reference which includes all CPR data received through December 20, 2021.

This project is funded with Tidelands funds, therefore the COLB, PLA Article 3, Section 3.5(a)(1) is applicable. “Where Project Work is funded in full or in part by the State of California Tidelands funds, the term Local Resident, as used in this section shall mean an individual whose primary place of residence is within the Counties of Los Angeles or Orange”.

Project overall Local Resident Goal (40% Goal):

- 3rd Tier Zip Codes (Los Angeles & Orange County – includes Long Beach & Gateway Cities Zip Codes): Currently 66%
- 1st Tier Zip Codes: (Long Beach Zip Codes): Currently 7%
- 2nd Tier Zip Codes (Gateway Cities): Currently 20%

Contractors who have submitted CPRs that are currently *exceeding* the City of Long Beach PLA Local Hire Goal of 40% are as follows:

Contractor	1 st Tier Zip Codes	2 nd Tier Zip Codes	3 rd Tier Zip Codes
Macro-Z-Technology Company	32%	38%	100%
Klassic Engineering & Construction	10%	17%	62%
Abdellatif Enterprises, Inc.	3%	34%	79%
Alliance Electric	21%	4%	97%
Apex Fire Protection, Inc.	0%	14%	100%
Koppl Pipeline Services	0%	0%	60%



RE: Community Economic Development Efforts through December 20, 2021
Project: City of Long Beach Alamitos Beach Concession Building
Prime Contractor: Macro-Z-Technology Company

Contractor	1 st Tier Zip Codes	2 nd Tier Zip Codes	3 rd Tier Zip Codes
KSU Corporation	0%	35%	76%
La Tour Builders, Inc.	0%	0%	64%
Marina Landscape	1%	4%	76%
New Art Construction, Inc.	0%	0%	100%
PGC Construction Inc.	0%	16%	46%
Schindler Elevator Corp.	0%	0%	50%
Simco Mechanical	0%	36%	100%
Troyer Contracting, Inc.	6%	42%	77%
Upland Contracting, Inc.	35%	2%	56%

Contractors have submitted Certified Payroll Reports and who are **below 40%** of the PLA Local Hire (Los Angeles & Orange County) Goal:

Contractor	1 st Tier Zip Codes	2 nd Tier Zip Codes	3 rd Tier Zip Codes
Demolition Specialists, Inc.	0%	0%	14%
Fusion Sign & Design	0%	0%	35%
JA Lynch Masonry, Inc.	0%	15%	39%
J & C Environmental	0%	0%	0%
Hardy & Harper	0%	0%	21%
Karcher Insulation	0%	0%	0%
Preferred Construction Specialties	0%	0%	0%
Spectrasystems dba Spectraturf	26%	0%	26%
Superior Door	0%	17%	17%

Disadvantaged/Veteran workers (10% Goal): **Currently 6%**

Total Project Hours: 20,684
 Total Disadvantaged Hours: 0
 Total Veteran Hours: 1,294

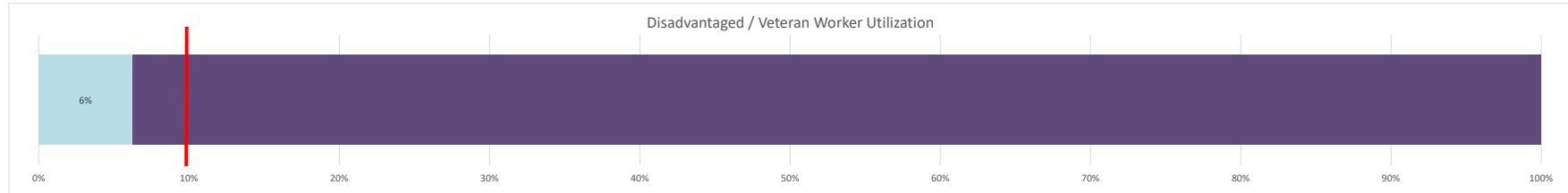
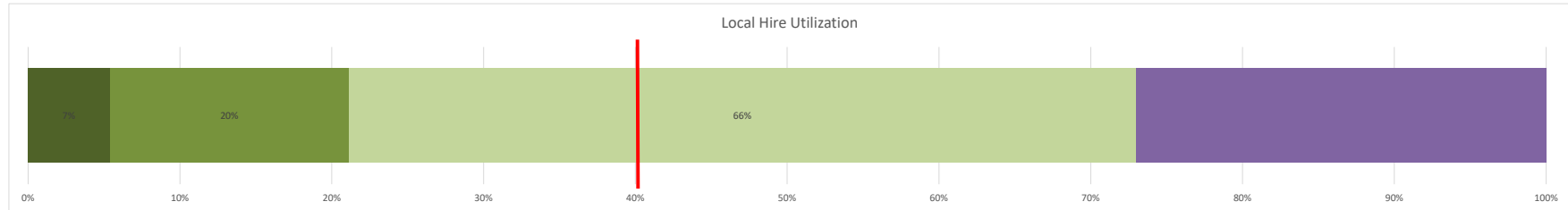
Contractors who are working toward and exceeding the **PLA Disadvantaged/Veteran goal of 10%:** *(percentages reflect workers who are verified as Disadvantaged or Veteran for the hours performed by each contractor)*

- Klassic Engineering & Construction, Inc.: 13%
- Abdellatif Enterprises: 1%
- JA Lynch Masonry, Inc.: 23%

The remaining contractors working on this project have 0% verified worker hours that count toward the 10% PLA Disadvantaged / Veteran goal *(percentages reflect workers who are verified as Disadvantaged by Pacific Gateway Workforce Investment Network and Veterans verified by Parsons as per COLB PLA Section 3.5 (c)).*

We look forward to working with Macro-Z-Technology Company toward the achievement of the City of Long Beach's PLA Local Hire and Disadvantaged/Veteran goal.

Project: City of Long Beach - Alamitos Beach Concession Building
 Prime: Macro-Z-Technology Company



	LONG BEACH RESIDENT (1st Tier)			GATEWAY CITIES RESIDENT (2nd Tier)			LA/OC RESIDENT (3rd Tier) - includes Long Beach & Gateway Zip Codes			DISADVANTAGED (Verified by Pacific Gateway)*			VETERAN (Verified by Parsons)*			DISADVANTAGED / VETERAN			TOTAL	
	# Long Beach Worker	% Hours Long Beach Residents	Hours Long Beach	# Gateway Cities Worker	% Hours Gateway Residents	Hours Gateway Cities	# LA/OC Workers	% Hours LA/OC Residents	Hours LA/OC	# Disadvantaged Workers	% Hours Disadvantaged	Hours Disadvantaged	# Veteran Workers	% Hours Veteran	Hours Veteran	# Disadvantaged / Veteran Workers	% Hours Disadvantaged / Veteran	Hours Disadvantaged / Veteran	All Workers	Total Project Hours
Project Total	20	7%	1412	36	20%	4138	183	66%	13590	0	0%	0	4	6%	1,294	4	6%	1294	274	20684
Macro-Z-Technology Company	1	32%	136	2	38%	160	4	100%	424	0	0%	0	0	0%	0	0	0%	0	4	424
Klassic Engineering & Construction, Inc.	9	10%	848	7	16%	1412	47	62%	5472	0	0%	0	2	13%	1127	2	13%	1127	62	8790
Abdellatif Enterprises, Inc.	1	3%	88	5	34%	1087	20	79%	2501	0	0%	0	1	1%	24	1	1%	24	24	3152
Alliance Electric	2	21%	120	1	4%	25	6	97%	554	0	0%	0	0	0%	0	0	0%	0	7	570
Apex Fire Protection, Inc.	0	0%	0	1	14%	40	10	100%	282	0	0%	0	0	0%	0	0	0%	0	10	282
Demolition Specialist, Inc.	0	0%	0	0	0%	0	1	14%	21	0	0%	0	0	0%	0	0	0%	0	5	146
Fusion Sign & Design	0	0%	0	0	0%	0	2	35%	42	0	0%	0	0	0%	0	0	0%	0	6	119
Hardy and Harper	0	0%	0	0	0%	0	2	21%	26	0	0%	0	0	0%	0	0	0%	0	9	121
J & C Environmental	0	0%	0	0	0%	0	0	0%	0	0	0%	0	0	0%	0	0	0%	0	1	4
JA Lynch Masonry, Inc.	0	0%	0	1	15%	92	7	39%	244	0	0%	0	1	23%	143	1	23%	143	11	626
Karcher Insulation	0	0%	0	0	0%	0	0	0%	0	0	0%	0	0	0%	0	0	0%	0	1	7
Koppl Pipeline Services, Inc.	0	0%	0	0	0%	0	1	60%	4	0	0%	0	0	0%	0	0	0%	0	2	6
KSU Corporation	0	0%	0	1	35%	181	6	76%	396	0	0%	0	0	0%	0	0	0%	0	14	518
La Tour Builders, Inc.	0	0%	0	0	0%	0	3	64%	435	0	0%	0	0	0%	0	0	0%	0	6	683
Marina Landscape	1	1%	8	3	4%	30	20	76%	558	0	0%	0	0	0%	0	0	0%	0	27	737
New Art Construction, Inc.	0	0%	0	0	0%	0	1	100%	7	0	0%	0	0	0%	0	0	0%	0	1	7
PGC Construction Inc.	0	0%	0	1	16%	347	9	46%	989	0	0%	0	0	0%	0	0	0%	0	19	2151
Preferred Construction Specialties	0	0%	0	0	0%	0	0	0%	0	0	0%	0	0	0%	0	0	0%	0	1	6
Schindler Elevator Corporation	0	0%	0	0	0%	0	1	50%	56	0	0%	0	0	0%	0	0	0%	0	2	112
Simco Mechanical	0	0%	0	2	36%	40	7	100%	112	0	0%	0	0	0%	0	0	0%	0	7	112
Spectrasystems DBA Spectraturf	1	26%	31	0	0%	0	1	26%	31	0	0%	0	0	0%	0	0	0%	0	4	121
Superior Door	0	0%	0	1	17%	16	1	17%	16	0	0%	0	0	0%	0	0	0%	0	4	94
Troyer Contracting, Inc.	2	6%	103	8	42%	703	22	77%	1296	0	0%	0	0	0%	0	0	0%	0	28	1674
Upland Contracting, Inc.	3	35%	78	3	2%	5	12	56%	126	0	0%	0	0	0%	0	0	0%	0	19	224

*Percentages reflect workers who are verified as Disadvantaged by Pacific Gateway Workforce Investment Network and Veterans verified by Parsons (per COLB PLA Section 3.5 (c))



Parsons Constructors Inc.

100 West Walnut Street • Pasadena, California 91124 • (626) 440-3000 • Fax: (626) 440-2516

Date: December 30, 2021

To: Jose Acosta
Swinerton Builders
jacosta@swinerton.com

From: Tara Neumann, Parsons
Tara.Neumann@parsons.com

CC: Edward Einem, Swinerton Builders
Lupe Navarro, Swinerton Builders
Virginia Mercado, Swinerton Builders
Richard Panos, Anser Advisory
Jared Kemp, Anser Advisory
Melissa Pyun, City of Long Beach
Rasien Connelly, Parsons
Dan Sloan, Parsons

RE: Community Economic Development Efforts at the City of Long Beach
Project: City of Long Beach Airport Terminal Improvements Phase II
Prime Contractor: Swinerton Builders
Attachment: Local Hire & Disadvantaged/Veteran Worker Report

In working toward meeting the City of Long Beach's PLA goals on the City of Long Beach Airport Terminal Improvements Phase II project, we are providing you with an update of the current percentages achieved by Swinerton Builders and its subcontractors.

We are highlighting those contractors who are exceeding the Local Hire and Disadvantaged/Veteran Goals and those who could use a boost in increasing their numbers. I've attached a summary report for your reference which includes all CPR data received through December 20, 2021.

Project overall Local Resident Goal (40% Goal):

- 1st Tier Zip Codes (Long Beach Zip Codes): Currently 9%
- 2nd Tier Zip Codes (Gateway Cities): Currently 24%
- 3rd Tier Zip Codes (Los Angeles & Orange County – includes Long Beach & Gateway Cities Zip Codes): Currently 78%

Contractors who have submitted CPRs that are currently *exceeding* the City of Long Beach PLA Local Hire Goal of 40% are as follows:

Contractor	1 st Tier Zip Codes	2 nd Tier Zip Codes	3 rd Tier Zip Codes
Swinerton	1%	16%	72%
Acco Engineered Systems	35%	16%	84%
Advanced Cable Solutions, Inc.	2%	54%	100%
Alameda Construction Service	0%	100%	100%
Altitude, Inc.	31%	32%	100%
Applied Engineering Concepts	0%	0%	100%
Baker Electric	21%	13%	90%
Bali Construction	0%	36%	88%



RE: Community Economic Development Efforts through December 20, 2021

Project: Long Beach Airport Terminal Phase II
 Prime Contractor: Swinerton Builders

Contractor	1st Tier Zip Codes	2nd Tier Zip Codes	3rd Tier Zip Codes
Best Contracting Services, Inc.	0%	28%	75%
Bonas Painting	29%	36%	100%
California Hi-Tech Flooring, Inc.	1%	17%	46%
Center Concrete Cutting	0%	0%	100%
Connor Concrete Cutting	0%	95%	95%
Control Air Enterprises, Inc.	0%	9%	95%
Crown Fence	0%	22%	88%
Dinamic Mod Construction	0%	0%	48%
Environmental Construction	9%	24%	84%
Ethos Energy Field Services	3%	25%	51%
Foundation Service Corp.	23%	31%	56%
Fire Safe Service Group	47%	0%	100%
GGG Demolition, Inc.	1%	14%	85%
Gregg Electric, Inc.	22%	39%	94%
HSI Electrical Contractors Inc.	0%	22%	41%
ISEC, Inc.	0%	79%	100%
JLM Installation	0%	0%	100%
JLS Concrete Pumping	39%	0%	88%
JMH Engineering	13%	58%	95%
Johnson Controls Fire Protection	0%	0%	75%
Junior Steel Inc.	3%	22%	61%
K&S Excavating Inc.	0%	0%	63%
Kehoe Testing	27%	0%	100%
Leko Construction	8%	26%	74%
Luxury Lighting	0%	93%	93%
Marina Landscape	0%	0%	41%
Martin Brothers	0%	4%	82%
Matt Chlor, Inc.	0%	0%	49%
McKeon Door West	0%	100%	100%
Mike Zarp, Inc.	0%	1%	52%
Murray Company	0%	14%	60%
Myers & Sons Hi-Way Safety, Inc.	0%	0%	40%
Ondatje Plastering Contracting	0%	0%	50%
Palp, Inc. dba Excel	13%	22%	88%
Penhall Company	3%	14%	93%
Penn Air Control, Inc.	0%	0%	100%
Performance Cont.	0%	36%	100%
Phoenix Landscape	0%	0%	40%
Pierre Landscape, Inc.	0%	0%	42%
Power One	0%	16%	59%
Psomas	15%	45%	99%
Quality Production Services, Inc.	0%	18%	68%
Rutherford Co. Inc.	10%	11%	76%
Sasco	10%	73%	97%
Salsbury Engineering Inc.	25%	8%	71%
Sherrin Glass & Metal	2%	50%	81%
Spring Valley Insulation	0%	0%	78%
The McIntyre Company	7%	0%	41%
Vertical Access, Inc.	0%	13%	78%



RE:	Community Economic Development Efforts through December 20, 2021
Project:	Long Beach Airport Terminal Phase II
Prime Contractor:	Swinerton Builders

W.S. Klem	0%	0%	61%
Western Allied Corporation	4%	3%	75%

Contractors have submitted Certified Payroll Reports and who are **below 40%** of the PLA Local Hire (Los Angeles & Orange County) Goal:

Contractor	1 st Tier Zip Codes	2 nd Tier Zip Codes	3 rd Tier Zip Codes
Architectural Design & Signs	0%	0%	0%
Aviary Management Professionals	0%	0%	0%
Badger Daylighting Corp.	0%	0%	0%
Boston Barricade	0%	0%	0%
C Below	0%	0%	15%
Corrandi Corp.	0%	0%	0%
Giant Services, Inc.	0%	0%	0%
Geoboden	0%	0%	34%
Green Vista Landscape	0%	0%	0%
MB Professional	0%	0%	0%
Orange County Plastering	16%	0%	29%
Pavement Recycling Systems	0%	0%	0%
Quality Rebar	0%	0%	0%
Quality Reinforcing	0%	0%	1%
RJ Noble	0%	0%	28%

Disadvantaged/Veteran workers (10% Goal): **Currently 1%**

Total Project Hours: 115,163

Total Disadvantaged Hours: 0

Total Veteran Hours: 503

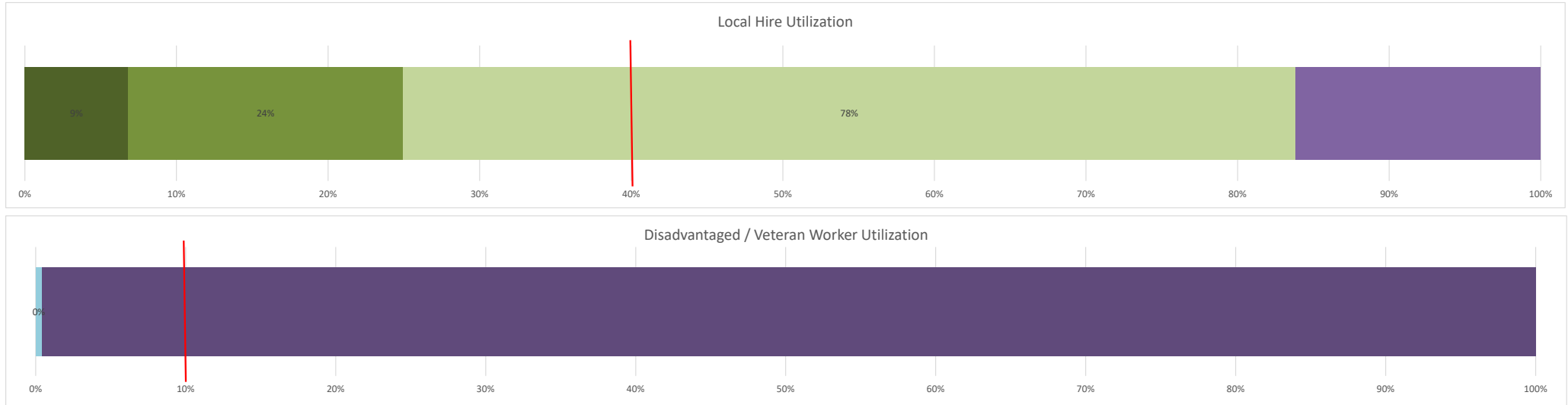
Contractors who are working toward and exceeding the **PLA Disadvantaged/Veteran goal of 10%**: *(percentages reflect workers who are verified as Disadvantaged or Veteran for the hours performed by each contractor)*

- Bali Construction: 6%
- Foundation Service: 7%
- Murray Company: 1%
- SASCO: 1%

The remaining contractors working on this project have 0% verified worker hours that count toward the 10% PLA Disadvantaged / Veteran goal *(percentages reflect workers who are verified as Disadvantaged by Pacific Gateway Workforce Investment Network and Veterans verified by Parsons).*

We look forward to working with Swinerton Builders toward the achievement of the City of Long Beach's PLA Local Hire and Disadvantaged/Veteran goal.

Project: LB Airport Terminal Improvements Phase 2
 Prime: Swinerton



	LONG BEACH RESIDENT (1st Tier)			GATEWAY CITIES RESIDENT (2nd Tier)			LA/OC RESIDENT (3rd Tier) - includes Long Beach & Gateway Zip Codes			DISADVANTAGED (Verified by Pacific Gateway)*			VETERAN (Verified by Parsons)*			DISADVANTAGED / VETERAN			TOTAL	
	# Long Beach Worker	% Hours Long Beach Residents	Hours Long Beach	# Gateway Cities Worker	% Hours Gateway Residents	Hours Gateway Cities	# LA/OC Workers	% Hours LA/OC Residents	Hours LA/OC	# Disadvantaged Workers	% Hours Disadvantaged	Hours Disadvantaged	# Veteran Workers	% Hours Veteran	Hours Veteran	# Disadvantaged / Veteran Workers	% Hours Disadvantaged / Veteran	Hours Disadvantaged / Veteran	All Workers	Total Project Hours
Project Total	59	9%	10501	221	24%	27750.5	757	78%	90390.48	0	0%	0	5	0.4%	503	5	0%	502.5	1160	115163
Swinerton	2	1%	80	14	16%	1702	42	72%	7576	0	0%	0	0	0%	0	0	0%	0	69	10488
ACCO Engineered Systems	3	35%	620	4	16%	281	19	84%	1469	0	0%	0	0	0%	0	0	0%	0	26	1755
Advanced Cable Solutions, Inc.	2	2%	5	3	54%	123	8	100%	227	0	0%	0	0	0%	0	0	0%	0	8	227
Alameda Construction Services, Inc.	0	0%	0	1	100%	11	1	100%	11	0	0%	0	0	0%	0	0	0%	0	1	11
Altitude, Inc.	8	31%	144	3	32%	150	15	100%	465	0	0%	0	0	0%	0	0	0%	0	15	465
Architectural Design and Signs	0	0%	0	0	0%	0	0	0%	0	0	0%	0	0	0%	0	0	0%	0	2	18
Applied Engineering Concepts	0	0%	0	0	0%	0	2	100%	7	0	0%	0	0	0%	0	0	0%	0	2	7
Aviary Management Professionals	0	0%	0	0	0%	0	0	0%	0	0	0%	0	0	0%	0	0	0%	0	3	120
Badger Daylighting Corp.	0	0%	0	0	0%	0	0	0%	0	0	0%	0	0	0%	0	0	0%	0	1	6
Bali Construction, Inc.	0	0%	0	18	36%	2183	50	88%	5268	0	0%	0	2	6%	379	2	6%	379	67	6012
Baker Electric	4	21%	3954	6	13%	2413	22	90%	16910	0	0%	0	0	0%	0	0	0%	0	28	18760
Best Contracting Services, Inc.	1	0%	8	11	28%	582	34	75%	1550	0	0%	0	0	0%	0	0	0%	0	43	2063
Bonas Painting	1	29%	320	3	36%	392	5	100%	1088	0	0%	0	0	0%	0	0	0%	0	5	1088
Boston Barricade	0	0%	0	0	0%	0	0	0%	0	0	0%	0	0	0%	0	0	0%	0	10	117
C Below	0	0%	0	0	0%	0	4	15%	48	0	0%	0	0	0%	0	0	0%	0	15	323
California Hi-Tech Flooring, Inc.	1	1%	9	6	17%	120	16	46%	318	0	0%	0	0	0%	0	0	0%	0	40	688
Center Concrete Cutting, Inc.	0	0%	0	0	0%	0	1	100%	4	0	0%	0	0	0%	0	0	0%	0	1	4

Connor Concrete Cutting & Coring	0	0%	0	1	95%	70	1	95%	70	0	0%	0	0	0%	0	0	0%	0	2	74
Control Air Enterprises, Inc.	0	0%	0	2	9%	240	6	95%	2576	0	0%	0	0	0%	0	0	0%	0	10	2716
Corrandi Corp	0	0%	0	0	0%	0	0	0%	0	0	0%	0	0	0%	0	0	0%	0	3	14
Crown Fence	0	0%	0	10	22%	257	27	88%	1031	0	0%	0	0	0%	0	0	0%	0	35	1170
Dinamic Mod Construction	0	0%	0	0	0%	0	3	48%	88	0	0%	0	0	0%	0	0	0%	0	6	184
Environmental Construction Group, Inc.	1	9%	515	16	24%	1450	48	87%	5199	0	0%	0	0	0%	0	0	0%	0	55	6003
Ethos Energy Field Services	1	3%	136	5	25%	1298	15	51%	2613	0	0%	0	0	0%	0	0	0%	0	29	5113
Foundation Service Corp.	2	23%	138	3	31%	180	6	56%	327	0	0%	0	1	7%	42	1	7%	42	8	586
Fire Safe Group, Inc.	1	47%	840	0	0%	0	4	100%	1789	0	0%	0	0	0%	0	0	0%	0	4	1789
Geoboden	0	0%	0	0	0%	0	1	34%	18	0	0%	0	0	0%	0	0	0%	0	3	53
GGG Demolition, Inc.	2	1%	24	8	14%	229	29	85%	1421	0	0%	0	0	0%	0	0	0%	0	38	1677
Giant Services, Inc.	0	0%	0	0	0%	0	0	0%	0	0	0%	0	0	0%	0	0	0%	0	2	62
Gregg Electric, Inc.	1	22%	1152	5	39%	2036	10	94%	4932	0	0%	0	0	0%	0	0	0%	0	13	5244
Green Vista Landscape	0	0%	0	0	0%	0	0	0%	0	0	0%	0	0	0%	0	0	0%	0	5	64
HSI Electrical Contractors Inc.	0	0%	0	2	22%	29	3	41%	55	0	0%	0	0	0%	0	0	0%	0	5	135
ISEC, Inc.	0	0%	0	5	79%	429	6	100%	546	0	0%	0	0	0%	0	0	0%	0	6	546
JLS Concrete Pumping	1	39%	35	0	0%	0	6	88%	77	0	0%	0	0	0%	0	0	0%	0	7	88
JLM Installation	0	0%	0	0	0%	0	1	100%	24	0	0%	0	0	0%	0	0	0%	0	1	24
JMH Engineering	6	13%	611	9	58%	2809	23	95%	4597	0	0%	0	0	0%	0	0	0%	0	28	4834
Johnson Controls Fire Protections LP	0	0%	0	0	0%	0	2	75%	53	0	0%	0	0	0%	0	0	0%	0	3	71
Junior Steel Inc.	1	3%	128	10	22%	940	28	61%	2572	0	0%	0	0	0%	0	0	0%	0	48	4186
K&S Excavating, Inc.	0	0%	0	0	0%	0	5	63%	95	0	0%	0	0	0%	0	0	0%	0	7	151
Kehoe Testing	1	27%	6	0	0%	0	3	100%	22	0	0%	0	0	0%	0	0	0%	0	3	22
Leko Construction, Inc.	1	8%	24	2	26%	80	7	74%	224	0	0%	0	0	0%	0	0	0%	0	9	304
Luxury Lighting Inc.	0	0%	0	2	93%	199	2	93%	199	0	0%	0	0	0%	0	0	0%	0	4	215
Marina Landscape, Inc.	0	0%	0	0	0%	0	3	41%	17	0	0%	0	0	0%	0	0	0%	0	6	41
Martin Brothers, Inc.	0	0%	0	1	4%	8	5	82%	182	0	0%	0	0	0%	0	0	0%	0	8	222
Matt Chlor, Inc.	0	0%	0	0	0%	0	1	49%	15	0	0%	0	0	0%	0	0	0%	0	3	30
MB Professional Services, inc.	0	0%	0	0	0%	0	0	0%	0	0	0%	0	0	0%	0	0	0%	0	1	4
McKeon Door West	0	0%	0	2	100%	20	2	100%	20	0	0%	0	0	0%	0	0	0%	0	2	20
Mike Zarp, Inc.	0	0%	0	1	0%	4	10	52%	419	0	0%	0	0	0%	0	0	0%	0	28	801
Murray Company	0	0%	0	6	14%	1038	25	60%	4542	0	0%	0	1	1%	74	1	1%	74	54	7528
Myers & Sons Hi-Way Safety, Inc.	0	0%	0	0	0%	0	1	40%	12	0	0%	0	0	0%	0	0	0%	0	2	30
Ondatje Plastering Contracting	0	0%	0	0	0%	0	1	50%	19	0	0%	0	0	0%	0	0	0%	0	2	38
Orange County Plastering Company, Inc.	1	16%	184	0	0%	0	6	29%	338	0	0%	0	0	0%	0	0	0%	0	19	1150
Palp, Inc. dba Excel Paving	4	13%	59	4	22%	96	22	88%	389	0	0%	0	0	0%	0	0	0%	0	27	442
Pavement Recycling Systems	0	0%	0	0	0%	0	0	0%	0	0	0%	0	0	0%	0	0	0%	0	1	9
Penhall Company	1	3%	5	2	14%	23	10	93%	154	0	0%	0	0	0%	0	0	0%	0	11	165
Penn Air Control, Inc.	0	0%	0	0	0%	0	2	100%	44	0	0%	0	0	0%	0	0	0%	0	2	44
Performance Contracting, Inc.	0	0%	0	1	36%	60	5	100%	169	0	0%	0	0	0%	0	0	0%	0	5	169
Phoenix Landscape	0	0%	0	0	0%	0	2	40%	10	0	0%	0	0	0%	0	0	0%	0	4	25
Pierre Landscape, Inc.	0	0%	0	0	0%	0	4	42%	80	0	0%	0	0	0%	0	0	0%	0	7	192
Power One, LLC	0	0%	0	3	16%	311	17	59%	1162	0	0%	0	0	0%	0	0	0%	0	29	1972
Psomas	1	15%	208	7	45%	617	17	99%	1359	0	0%	0	0	0%	0	0	0%	0	20	1377
Quality Production Services, Inc.	0	0%	0	14	18%	1408	45	68%	5455	0	0%	0	0	0%	0	0	0%	0	64	7970

Quality Rebar, Inc.	0	0%	0	0	0%	0	0	0%	0	0	0%	0	0	0%	0	0	0%	0	8	48
Quality Reinforcing	0	0%	0	0	0%	0	1	1%	6	0	0%	0	0	0%	0	0	0%	0	20	460
RJ Noble	0	0%	0	0	0%	0	2	28%	16	0	0%	0	0	0%	0	0	0%	0	5	57
Rutherford Co. Inc.	3	10%	302	7	11%	327	24	76%	2187	0	0%	0	0	0%	0	0	0%	0	29	2889
SASCO	3	10%	679	11	73%	4983	33	97%	6578	0	0%	0	1	0%	8	1	0%	8	41	6807
Salsbury Engineering Inc.	3	25%	164	2	8%	54	13	71%	473	0	0%	0	0	0%	0	0	0%	0	19	664
Sherrin Glass & Metal	1	2%	20	2	50%	492	5	81%	792	0	0%	0	0	0%	0	0	0%	0	6	976
Spring Valley Insulation Contractors	0	0%	0	0	0%	0	3	78%	93	0	0%	0	0	0%	0	0	0%	0	5	118
The McIntyre Company	1	7%	32	0	0%	0	4	41%	194	0	0%	0	0	0%	0	0	0%	0	11	472
Vertical Access, Inc.	0	0%	0	5	13%	44	18	78%	257	0	0%	0	0	0%	0	0	0%	0	23	331
W.S. Klem	0	0%	0	0	0%	0	2	61%	112	0	0%	0	0	0%	0	0	0%	0	3	184
Western Allied Corporation	1	4%	100	4	3%	67	19	75%	1835	0	0%	0	0	0%	0	0	0%	0	25	2460

*Percentages reflect workers who are verified as Disadvantaged by Pacific Gateway Workforce Investment Network and Veterans verified by Parsons (per COLB PLA Section 3.5 (c))