



**Parsons Constructors Inc.**

100 West Walnut Street • Pasadena, California 91124 • (626) 440-3000 • Fax: (626) 440-2516

Date: February 25, 2020

To: Jose Acosta  
Swinerton Builders  
jacosta@swinerton.com

From: Mandy Oelschlager, Parsons  
Mandy.oelschlager@parsons.com

CC: Daniel Thiesmeyer, Swinerton Builders  
Lupe Navarro, Swinerton Builders  
Kristen Baron, Swinerton Builders  
Richard Panos, Anser Advisory  
Jared Kemp, Anser Advisory  
Melissa Pyun, City of Long Beach  
Stephanie Gunawan, City of Long Beach  
Rasien Connelly, Parsons  
Dan Sloan, Parsons  
Don Maurer, Parsons

**RE: Community Economic Development Efforts at the City of Long Beach**  
Project: City of Long Beach Airport Terminal Improvements Phase II  
Prime Contractor: Swinerton Builders  
Attachment: Local Hire & Disadvantaged/Veteran Worker Report

In working toward meeting the City of Long Beach's PLA goals on the City of Long Beach Airport Terminal Improvements Phase II project, we are providing you with an update of the current percentages achieved by Swinerton Builders and its subcontractors.

We are highlighting those contractors who are exceeding the Local Hire and Disadvantaged/Veteran Goals and those who could use a boost in increasing their numbers. I've attached a summary report for your reference which includes all CPR data received through February 20, 2020.

Project overall Local Resident Goal (40% Goal):

- 1<sup>st</sup> Tier Zip Codes (Long Beach Zip Codes): Currently 10%
- 2<sup>nd</sup> Tier Zip Codes (Gateway Cities): Currently 24%
- 3<sup>rd</sup> Tier Zip Codes (Los Angeles & Orange County – includes Long Beach & Gateway Cities Zip Codes): Currently 76%

Contractors who have submitted CPRs that are currently *exceeding* the City of Long Beach PLA Local Hire Goal of 40% are as follows:

Contractor	1 <sup>st</sup> Tier Zip Codes	2 <sup>nd</sup> Tier Zip Codes	3 <sup>rd</sup> Tier Zip Codes
Swinerton	0%	51%	84%
Altitude, Inc.	100%	0%	100%
California Hi-Tech Flooring, Inc.	0%	25%	63%
Crown Fence	0%	26%	92%
Dinamic Mod Construction	0%	0%	48%
Ethos Energy Field Services	0%	37%	97%
GGG Demolition, Inc.	3%	26%	93%
Gregg Electric, Inc.	49%	6%	62%



<b>RE:</b>	<b>Community Economic Development Efforts through February 20, 2020</b>
Project:	Long Beach Airport Terminal Phase II
Prime Contractor:	Swinerton Builders

Contractor	1 <sup>st</sup> Tier Zip Codes	2 <sup>nd</sup> Tier Zip Codes	3 <sup>rd</sup> Tier Zip Codes
JLS Concrete Pumping	100%	0%	100%
Kehoe Testing	27%	0%	100%
Mike Zarp, Inc.	0%	0%	50%
Murray Company	0%	21%	44%
Myers & Sons Hi-Way Safety, Inc.	0%	0%	100%
Ondatje Plastering Contracting	0%	0%	50%
Penhall (sub to GGG Demo)	0%	0%	93%
Penhall (sub to Power One, LLC)	0%	23%	100%
Phoenix Landscape	0%	0%	40%
Power One	0%	13%	63%
Sasco	31%	33%	93%
Vertical Access, Inc.	0%	0%	100%

Contractors have submitted Certified Payroll Reports and who are **below 40%** of the PLA Local Hire (Los Angeles & Orange County) Goal:

Contractor	1 <sup>st</sup> Tier Zip Codes	2 <sup>nd</sup> Tier Zip Codes	3 <sup>rd</sup> Tier Zip Codes
Architectural Design & Signs	0%	0%	<b>0%</b>
Boston Barricade	0%	0%	<b>0%</b>
C Below	0%	0%	<b>32%</b>
Connor Concrete Cutting & Coring	0%	0%	<b>0%</b>
Geoboden	0%	0%	<b>34%</b>
Marina Landscape	0%	0%	<b>4%</b>
Pavement Recycling Systems	0%	0%	<b>0%</b>
Penhall (sub to Murray Company)	0%	0%	<b>0%</b>
Quality Reinforcing	0%	0%	<b>0%</b>
RJ Noble	0%	0%	<b>28%</b>

Disadvantaged/Veteran workers (10% Goal): **Currently 0.4%**  
 Total Project Hours: 6,133  
 Total Disadvantaged Hours: 0  
 Total Veteran Hours: 22

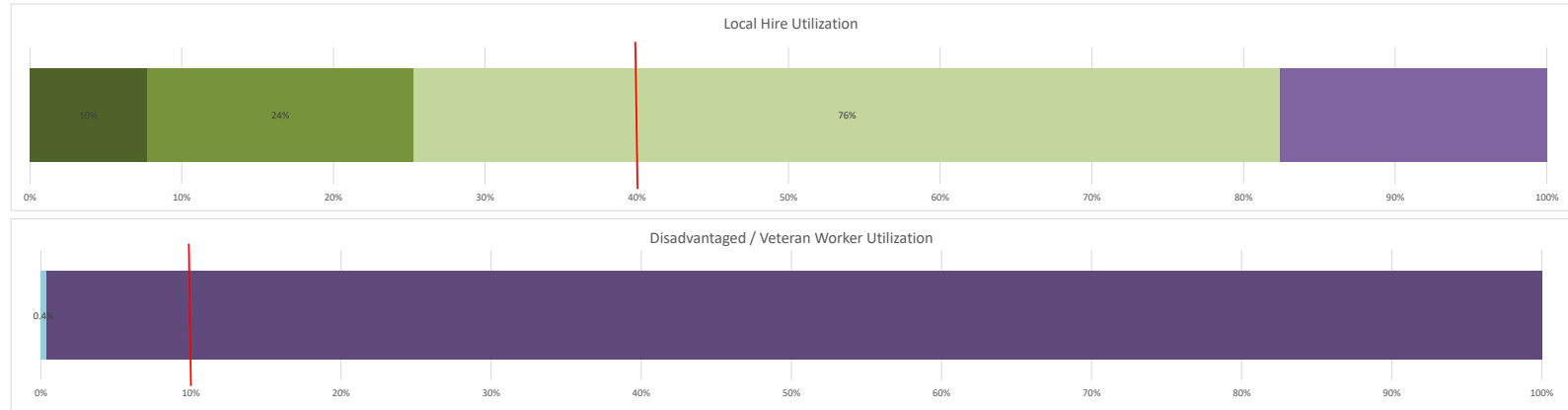
Contractors who are working toward and exceeding the **PLA Disadvantaged/Veteran goal of 10%**:  
*(percentages reflect workers who are verified as Disadvantaged or Veteran for the hours performed by each contractor)*

- Murray Company: 8%

The remaining contractors working on this project have 0% verified worker hours that count toward the 10% PLA Disadvantaged / Veteran goal *(percentages reflect workers who are verified as Disadvantaged by Pacific Gateway Workforce Investment Network and Veterans verified by Parsons).*

We look forward to working with Swinerton Builders toward the achievement of the City of Long Beach's PLA Local Hire and Disadvantaged/Veteran goal.

Project: LB Airport Terminal Improvements Phase 2  
 Prime: Swinerton



	LONG BEACH RESIDENT (1st Tier)			GATEWAY CITIES RESIDENT (2nd Tier)			LA/OC RESIDENT (3rd Tier) - Includes Long Beach & Gateway Zip Codes			DISADVANTAGED (Verified by Pacific Gateway)*			VETERAN (Verified by Parsons)*			DISADVANTAGED / VETERAN			TOTAL	
	# Long Beach Worker	% Hours Long Beach Residents	Hours Long Beach	# Gateway Cities Worker	% Hours Gateway Residents	Hours Gateway Cities	# LA/OC Workers	% Hours LA/OC Residents	Hours LA/OC	# Disadvantaged Workers	% Hours Disadvantaged	Hours Disadvantaged	# Veteran Workers	% Hours Veteran	Hours Veteran	# Disadvantaged / Veteran Workers	% Hours Disadvantaged / Veteran	Hours Disadvantaged / Veteran	All Workers	Total Project Hours
<b>Project Total</b>	<b>14</b>	<b>10%</b>	<b>632</b>	<b>33</b>	<b>24%</b>	<b>1447</b>	<b>124</b>	<b>76%</b>	<b>4689</b>	<b>0</b>	<b>0%</b>	<b>0</b>	<b>1</b>	<b>0.4%</b>	<b>22</b>	<b>1</b>	<b>0.4%</b>	<b>22</b>	<b>194</b>	<b>6133</b>
<b>Swinerton</b>	0	0%	0	5	51%	395	12	84%	650	0	0%	0	0	0%	0	0	0%	0	15	770
Altitude, Inc.	8	100%	144	0	0%	0	8	100%	144	0	0%	0	0	0%	0	0	0%	0	8	144
Architectural Design and Signs	0	0%	0	0	0%	0	0	0%	0	0	0%	0	0	0%	0	0	0%	0	4	40
Boston Barricade	0	0%	0	0	0%	0	0	0%	0	0	0%	0	0	0%	0	0	0%	0	10	117
C Below	0	0%	0	0	0%	0	3	32%	57	0	0%	0	0	0%	0	0	0%	0	8	175
California Hi-Tech Flooring, Inc.	0	0%	0	1	25%	16	3	63%	40	0	0%	0	0	0%	0	0	0%	0	6	64
Connor Concrete Cutting & Coring	0	0%	0	0	0%	0	0	0%	0	0	0%	0	0	0%	0	0	0%	0	1	4
Crown Fence	0	0%	0	7	26%	200	19	92%	710	0	0%	0	0	0%	0	0	0%	0	22	773
Dinamic Mod Construction	0	0%	0	0	0%	0	3	48%	88	0	0%	0	0	0%	0	0	0%	0	6	184
Ethos Energy Field Services	0	0%	0	2	37%	181	6	97%	469	0	0%	0	0	0%	0	0	0%	0	8	483
Geoboden	0	0%	0	0	0%	0	1	34%	18	0	0%	0	0	0%	0	0	0%	0	3	53
GGG Demolition, Inc.	2	3%	24	6	26%	181	16	93%	647	0	0%	0	0	0%	0	0	0%	0	19	698
Gregg Electric, Inc.	1	49%	141	1	6%	16	3	62%	181	0	0%	0	0	0%	0	0	0%	0	4	290
JLS Concrete Pumping	1	100%	24	0	0%	0	1	100%	24	0	0%	0	0	0%	0	0	0%	0	1	24
Kehoe Testing	1	27%	6	0	0%	0	3	100%	22	0	0%	0	0	0%	0	0	0%	0	3	22
Marina Landscape, Inc.	0	0%	0	0	0%	0	1	4%	1	0	0%	0	0	0%	0	0	0%	0	4	25
Mike Zarp, Inc.	0	0%	0	0	0%	0	1	50%	35	0	0%	0	0	0%	0	0	0%	0	2	70
Murray Company	0	0%	0	1	21%	59	4	44%	121	0	0%	0	1	8%	22	1	8%	22	6	275
Myers & Sons Hi-Way Safety, Inc.	0	0%	0	0	0%	0	2	100%	24	0	0%	0	0	0%	0	0	0%	0	2	24
Ondatje Plastering Contracting	0	0%	0	0	0%	0	1	50%	19	0	0%	0	0	0%	0	0	0%	0	2	38
Pavement Recycling Systems	0	0%	0	0	0%	0	0	0%	0	0	0%	0	0	0%	0	0	0%	0	1	9
Penhall sub to GGG Demolition	0	0%	0	0	0%	0	5	93%	97	0	0%	0	0	0%	0	0	0%	0	6	104
Penhall sub to Murray Company	0	0%	0	0	0%	0	0	0%	0	0	0%	0	0	0%	0	0	0%	0	1	4
Penhall sub to Power One, LLC	0	0%	0	1	23%	8	2	100%	36	0	0%	0	0	0%	0	0	0%	0	2	36
Phoenix Landscape	0	0%	0	0	0%	0	2	40%	10	0	0%	0	0	0%	0	0	0%	0	4	25
Power One, LLC	0	0%	0	1	13%	80	5	63%	389	0	0%	0	0	0%	0	0	0%	0	12	617
Quality Reinforcing	0	0%	0	0	0%	0	0	0%	0	0	0%	0	0	0%	0	0	0%	0	6	57
RJ Noble	0	0%	0	0	0%	0	2	28%	16	0	0%	0	0	0%	0	0	0%	0	5	57
Sasco	1	31%	293	8	33%	311	18	93%	869	0	0%	0	0	0%	0	0	0%	0	20	931
Vertical Access, Inc.	0	0%	0	0	0%	0	3	100%	24	0	0%	0	0	0%	0	0	0%	0	3	24

\*Percentages reflect workers who are verified as Disadvantaged by Pacific Gateway Workforce Investment Network and Veterans verified by Parsons (per COLB PLA Section 3.5 (c))



**Parsons Constructors Inc.**

100 West Walnut Street • Pasadena, California 91124 • (626) 440-3000 • Fax: (626) 440-2516

Date: February 25, 2020

To: Kevin Shirali  
Klassic Engineering & Construction  
klassicplans@gmail.com

CC: Isha Sebastian, Klassic Engineering  
Mark Verrengia, Ardurra  
Dustin Blackwell, Ardurra  
Sandy Palmer, City of Long Beach  
Tony Resendez, City of Long Beach  
Melissa Pyun, City of Long Beach  
Brenda Cubillo, City of Long Beach  
Dan Sloan, Parsons  
Don Maurer, Parsons  
Rasien Connelly, Parsons

From: Mandy Oelschlager, Parsons  
Mandy.oelschlager@parsons.com

**RE: Community Economic Development Efforts at the City of Long Beach**  
Project: City of Long Beach Alamitos Beach Concession Building  
Prime Contractor: Klassic Engineering & Construction, Inc.  
Attachment: Local Hire & Disadvantaged/Veteran Worker Report

In working toward meeting the City of Long Beach's PLA goals on the City of Long Beach Alamitos Beach Concession Building project, we are providing you with an update of the current percentages achieved by Klassic Engineering & Construction, Inc. and its subcontractors.

We are highlighting those contractors who are exceeding the Local Hire and Disadvantaged/Veteran Goals and those who could use a boost in increasing their numbers. I've attached a summary report for your reference which includes all CPR data received through February 21, 2020.

Project overall Local Resident Goal (40% Goal):

- 1<sup>st</sup> Tier Zip Codes (Long Beach Zip Codes): Currently 14%
- 2<sup>nd</sup> Tier Zip Codes (Gateway Cities): Currently 21%
- 3<sup>rd</sup> Tier Zip Codes (Los Angeles & Orange County – includes Long Beach & Gateway Cities Zip Codes): Currently 64%

Contractors who have submitted CPRs that are currently *exceeding* the City of Long Beach PLA Local Hire Goal of 40% are as follows:

Contractor	1 <sup>st</sup> Tier Zip Codes	2 <sup>nd</sup> Tier Zip Codes	3 <sup>rd</sup> Tier Zip Codes
Klassic Engineering & Construction	19%	21%	67%
Abdellatif Enterprises, Inc.	0%	51%	76%
Alliance Electric	27%	0%	100%
JA Lynch Masonry, Inc.	0%	18%	40%
Marina Landscape	0%	0%	100%
New Art Construction, Inc.	0%	0%	100%



<b>RE:</b>	<b>Community Economic Development Efforts through February 21, 2020</b>
Project:	City of Long Beach Alamitos Beach Concession Building
Prime Contractor:	Klassic Engineering & Construction, Inc.

Contractors have submitted Certified Payroll Reports and who are **below 40%** of the PLA Local Hire (Los Angeles & Orange County) Goal:

<b>Contractor</b>	<b>1<sup>st</sup> Tier Zip Codes</b>	<b>2<sup>nd</sup> Tier Zip Codes</b>	<b>3<sup>rd</sup> Tier Zip Codes</b>
Demolition Specialists, Inc.	0%	0%	<b>17%</b>
J & C Environmental	0%	0%	<b>0%</b>
Upland Contracting, Inc.	15%	0%	<b>15%</b>

Disadvantaged/Veteran workers (10% Goal): **Currently 14%**

Total Project Hours: 4,712

Total Disadvantaged Hours: 0

Total Veteran Hours: 672

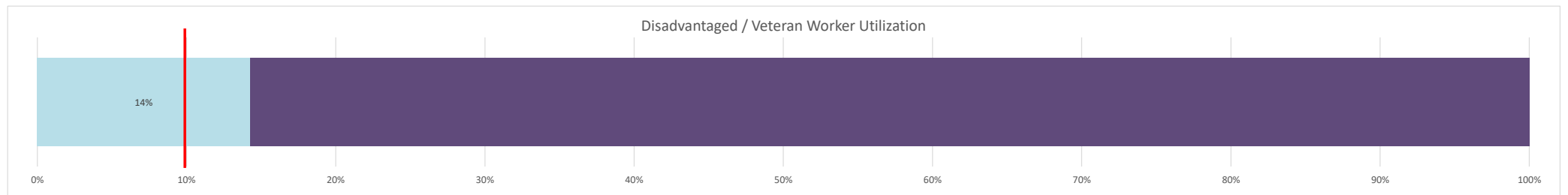
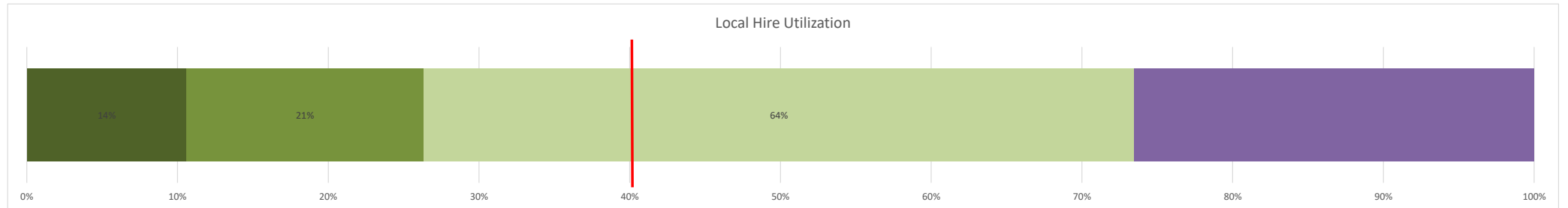
Contractors who are working toward and exceeding the **PLA Disadvantaged/Veteran goal of 10%**: *(percentages reflect workers who are verified as Disadvantaged or Veteran for the hours performed by each contractor)*

- Klassic Engineering & Construction, Inc.: 17%
- JA Lynch Masonry, Inc.: 20%

The remaining contractors working on this project have 0% verified worker hours that count toward the 10% PLA Disadvantaged / Veteran goal *(percentages reflect workers who are verified as Disadvantaged by Pacific Gateway Workforce Investment Network and Veterans verified by Parsons as per COLB PLA Section 3.5 (c)).*

We look forward to working with Klassic Engineering & Construction, Inc. toward the achievement of the City of Long Beach's PLA Local Hire and Disadvantaged/Veteran goal.

Project: City of Long Beach - Alamitos Beach Concession Building  
 Prime: Classic Engineering & Construction, Inc.



	LONG BEACH RESIDENT (1st Tier)			GATEWAY CITIES RESIDENT (2nd Tier)			LA/OC RESIDENT (3rd Tier) - includes Long Beach & Gateway Zip Codes			DISADVANTAGED (Verified by Pacific Gateway)*			VETERAN (Verified by Parsons)*			DISADVANTAGED / VETERAN			TOTAL	
	# Long Beach Worker	% Hours Long Beach Residents	Hours Long Beach	# Gateway Cities Worker	% Hours Gateway Residents	Hours Gateway Cities	# LA/OC Workers	% Hours LA/OC Residents	Hours LA/OC	# Disadvantaged Workers	% Hours Disadvantaged	Hours Disadvantaged	# Veteran Workers	% Hours Veteran	Hours Veteran	# Disadvantaged / Veteran Workers	% Hours Disadvantaged / Veteran	Hours Disadvantaged / Veteran	All Workers	Total Project Hours
<b>Project Total</b>	<b>8</b>	<b>14%</b>	<b>678</b>	<b>6</b>	<b>21%</b>	<b>1004</b>	<b>33</b>	<b>64%</b>	<b>3016</b>	<b>0</b>	<b>0%</b>	<b>0</b>	<b>2</b>	<b>14%</b>	<b>672</b>	<b>2</b>	<b>14%</b>	<b>672</b>	<b>51</b>	<b>4712</b>
Classic Engineering & Construction, Inc.	5	19%	638	2	21%	680	14	67%	2188	0	0%	0	1	17%	568	1	17%	568	19	3277
Abdellatif Enterprises, Inc.	0	0%	0	2	51%	232	5	76%	348	0	0%	0	0	0%	0	0	0%	0	6	458
Alliance Electric	1	27%	24	1	0%	0	3	100%	88	0	0%	0	0	0%	0	0	0%	0	3	88
Demolition Specialist, Inc.	0	0%	0	0	0%	0	1	17%	21	0	0%	0	0	0%	0	0	0%	0	3	121
J & C Environmental	0	0%	0	0	0%	0	0	0%	0	0	0%	0	0	0%	0	0	0%	0	1	4
JA Lynch Masonry, Inc.	0	0%	0	1	18%	92	5	40%	202	0	0%	0	1	20%	104	1	20%	104	9	506
Marina Landscape	0	0%	0	0	0%	0	2	100%	147	0	0%	0	0	0%	0	0	0%	0	2	147
New Art Construction, Inc.	0	0%	0	0	0%	0	1	100%	7	0	0%	0	0	0%	0	0	0%	0	1	7
Upland Contracting, Inc.	2	15%	16	0	0%	0	2	15%	16	0	0%	0	0	0%	0	0	0%	0	7	104

\*Percentages reflect workers who are verified as Disadvantaged by Pacific Gateway Workforce Investment Network and Veterans verified by Parsons (per COLB PLA Section 3.5 (c))



**Parsons Constructors Inc.**

100 West Walnut Street • Pasadena, California 91124 • (626) 440-3000 • Fax: (626) 440-2516

Date: February 25, 2020

To: Jay Thomas  
American Landscape  
jthomas@americanlandscape.com

CC: Kelly Parkins, City of Long Beach  
Sandy Palmer, City of Long Beach  
Melissa Pyun, City of Long Beach  
Brenda Cubillo, City of Long Beach  
Don Maurer, Parsons  
Rasien Connelly, Parsons  
Dan Sloan, Parsons

From: Mandy Oelschlager, Parsons  
Mandy.oelschlager@parsons.com

**RE: Community Economic Development Efforts at the City of Long Beach**  
Project: Central Irrigation Renovation  
Prime Contractor: American Landscape, Inc.  
Attachment: Local Hire & Disadvantaged/Veteran Worker Report

In working toward meeting the City of Long Beach's PLA goals on the City of Long Beach Central Irrigation Renovation project, we are providing you with an update of the current percentages achieved by American Landscape, Inc. and its subcontractors.

We are highlighting those contractors who are exceeding the Local Hire and Disadvantaged/Veteran Goals and those who could use a boost in increasing their numbers. I've attached a summary report for your reference which includes all CPR data received through February 20, 2020.

Project overall Local Resident Goal (40% Goal):

- 1<sup>st</sup> Tier Zip Codes (Long Beach Zip Codes): Currently 0%
- 2<sup>nd</sup> Tier Zip Codes (Gateway Cities): Currently 7%
- 3<sup>rd</sup> Tier Zip Codes (Los Angeles & Orange County – includes Long Beach & Gateway Cities Zip Codes): Currently 70%

Contractors who have submitted CPRs that are currently *exceeding* the City of Long Beach PLA Local Hire Goal of 40% are as follows:

Contractor	1 <sup>st</sup> Tier Zip Codes	2 <sup>nd</sup> Tier Zip Codes	3 <sup>rd</sup> Tier Zip Codes
American Landscape, Inc.	0%	7%	70%

Disadvantaged/Veteran workers (10% Goal): **Currently 0.3%**

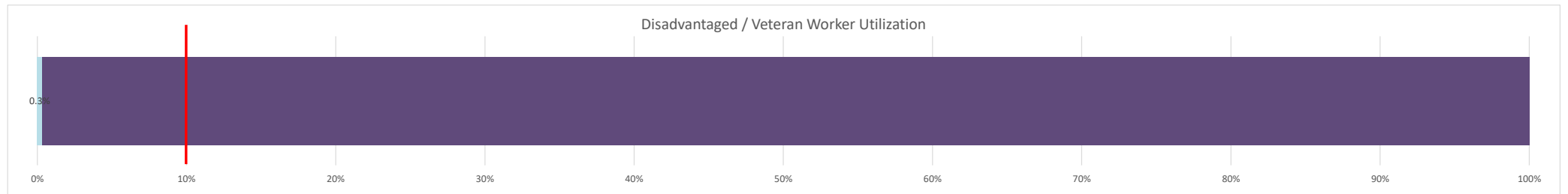
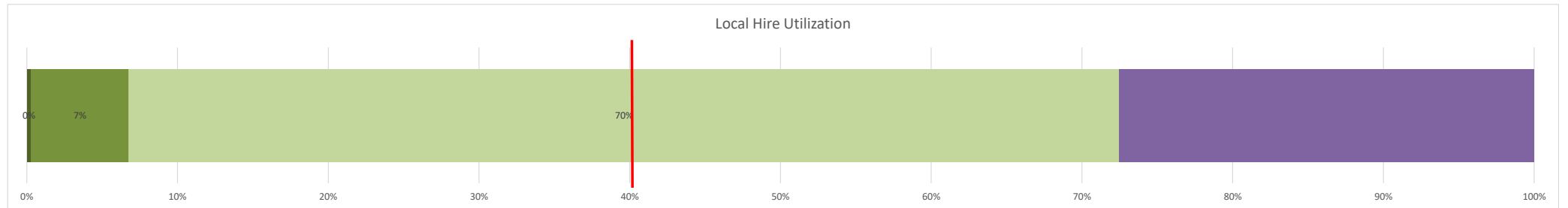
Total Project Hours: 2,572

Total Disadvantaged Hours: 8

Total Veteran Hours: 0

We look forward to working with American Landscape, Inc. toward the achievement of the City of Long Beach's PLA Local Hire and Disadvantaged/Veteran goal.

Project: City of Long Beach - Central Irrigation  
 Prime: American Landscape



	LONG BEACH RESIDENT (1st Tier)			GATEWAY CITIES RESIDENT (2nd Tier)			LA/OC RESIDENT (3rd Tier) - includes Long Beach & Gateway Zip Codes			DISADVANTAGED (Verified by Pacific Gateway)*			VETERAN (Verified by Parsons)*			DISADVANTAGED / VETERAN			TOTAL	
	# Long Beach Worker	% Hours Long Beach Residents	Hours Long Beach	# Gateway Cities Worker	% Hours Gateway Residents	Hours Gateway Cities	# LA/OC Workers	% Hours LA/OC Residents	Hours LA/OC	# Disadvantaged Workers	% Hours Disadvantaged	Hours Disadvantaged	# Veteran Workers	% Hours Veteran	Hours Veteran	# Disadvantaged / Veteran Workers	% Hours Disadvantaged / Veteran	Hours Disadvantaged / Veteran	All Workers	Total Project Hours
<b>Project Total</b>	1	0%	8	2	7%	179	6	70%	1812	1	0.3%	8	0	0%	0	1	0.3%	8	7	2572
American Landscape	1	0%	8	2	7%	179	6	70%	1812	1	0%	8	0	0%	0	1	0%	8	7	2572

\*Percentages reflect workers who are verified as Disadvantaged by Pacific Gateway Workforce Investment Network and Veterans verified by Parsons (per COLB PLA Section 3.5 (c))





**Parsons Constructors Inc.**

100 West Walnut Street • Pasadena, California 91124 • (626) 440-3000 • Fax: (626) 440-2516

Date: February 25, 2020

To: Bill Klorman  
WM Klorman Construction  
Bklorman@klorman.com

CC: David Kelly, Psomas  
Melissa Pyun, City of Long Beach  
Brenda Cubillo, City of Long Beach  
Don Maurer, Parsons  
Rasien Connelly, Parsons  
Dan Sloan, Parsons

From: Mandy Oelschlager, Parsons  
Mandy.oelschlager@parsons.com

**RE: Community Economic Development Efforts at the City of Long Beach**  
**Project: City of Long Beach Civic Center Parking Structure**  
**Prime Contractor: WM Klorman Construction Corp.**  
**Attachment: Local Hire & Disadvantaged/Veteran Worker Report**

In working toward meeting the City of Long Beach's PLA goals on the City of Long Beach Civic Center Parking Structure project, we are providing you with an update of the current percentages achieved by WM Klorman Construction Corp and its subcontractors.

We are highlighting those contractors who are exceeding the Local Hire and Disadvantaged/Veteran Goals and those who could use a boost in increasing their numbers. I've attached a summary report for your reference which includes all CPR data received through February 20, 2020.

Project overall Local Resident Goal (40% Goal):

- 1<sup>st</sup> Tier Zip Codes (Long Beach Zip Codes): Currently 31%
- 2<sup>nd</sup> Tier Zip Codes (Gateway Cities): Currently 6%
- 3<sup>rd</sup> Tier Zip Codes (Los Angeles & Orange County – includes Long Beach & Gateway Cities Zip Codes): Currently 82%

Contractors who have submitted CPRs that are currently *exceeding* the City of Long Beach PLA Local Hire Goal of 40% are as follows:

Contractor	1 <sup>st</sup> Tier Zip Codes	2 <sup>nd</sup> Tier Zip Codes	3 <sup>rd</sup> Tier Zip Codes
WM Klorman	All Work Subcontracted		
Choice Drilling	0%	0%	100%
Ground Penetrating Radar Systems	100%	0%	100%
Middle Earth Geo Testing	0%	50%	100%
Unified Inspection & Testing	0%	0%	100%



**RE:** Community Economic Development Efforts through February 20, 2020  
**Project:** City of Long Beach Civic Center Parking Structure  
**Prime Contractor:** WM Klorman Construction Corp.

Contractors have submitted Certified Payroll Reports and who are **below 40%** of the PLA Local Hire (Los Angeles & Orange County) Goal:

<b>Contractor</b>	<b>1<sup>st</sup> Tier Zip Codes</b>	<b>2<sup>nd</sup> Tier Zip Codes</b>	<b>3<sup>rd</sup> Tier Zip Codes</b>
J & B Engineers Surveyors	0%	0%	<b>0%</b>

Disadvantaged/Veteran workers (10% Goal): **Currently 0%**

Total Project Hours: 78

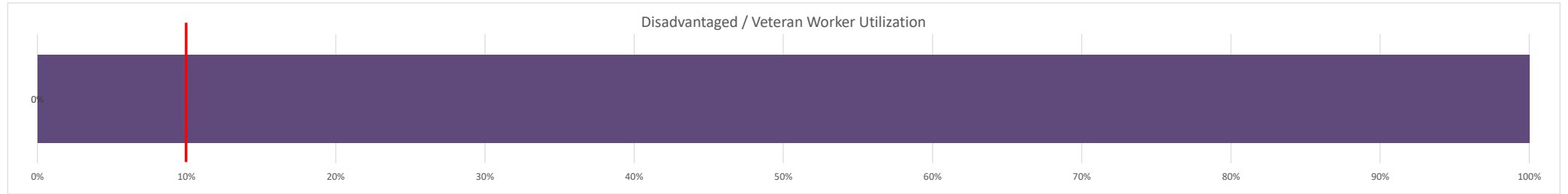
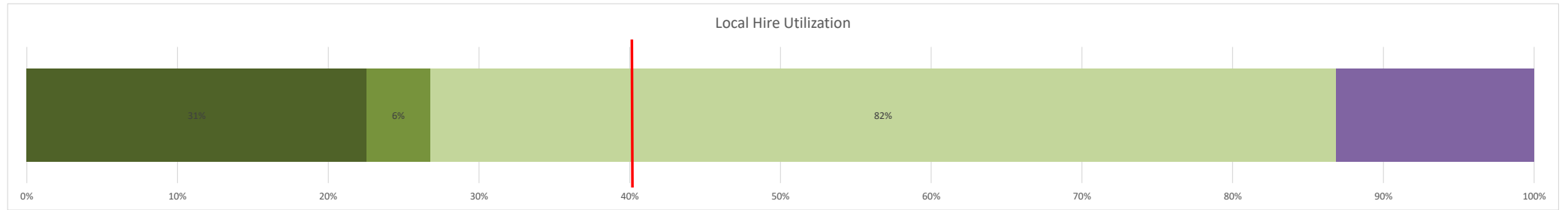
Total Disadvantaged Hours: 0

Total Veteran Hours: 0

The contractors working on this project have 0% verified worker hours that count toward the 10% PLA Disadvantaged / Veteran goal (*percentages reflect workers who are verified as Disadvantaged by Pacific Gateway Workforce Investment Network and Veterans verified by Parsons as per COLB PLA Section 3.5 (c)*).

We look forward to working with WM Klorman Construction Corp. toward the achievement of the City of Long Beach's PLA Local Hire and Disadvantaged/Veteran goal.

Project: City of Long Beach - Civic Center Parking Structure  
 Prime: WM Klorman Construction Corp.



	LONG BEACH RESIDENT (1st Tier)			GATEWAY CITIES RESIDENT (2nd Tier)			LA/OC RESIDENT (3rd Tier) - includes Long Beach & Gateway Zip Codes			DISADVANTAGED (Verified by Pacific Gateway)*			VETERAN (Verified by Parsons)*			DISADVANTAGED / VETERAN			TOTAL	
	# Long Beach Worker	% Hours Long Beach Residents	Hours Long Beach	# Gateway Cities Worker	% Hours Gateway Residents	Hours Gateway Cities	# LA/OC Workers	% Hours LA/OC Residents	Hours LA/OC	# Disadvantaged Workers	% Hours Disadvantaged	Hours Disadvantaged	# Veteran Workers	% Hours Veteran	Hours Veteran	# Disadvantaged / Veteran Workers	% Hours Disadvantaged / Veteran	Hours Disadvantaged / Veteran	All Workers	Total Project Hours
<b>Project Total</b>	<b>1</b>	<b>31%</b>	<b>24</b>	<b>1</b>	<b>6%</b>	<b>5</b>	<b>5</b>	<b>82%</b>	<b>64</b>	<b>0</b>	<b>0%</b>	<b>0</b>	<b>0</b>	<b>0%</b>	<b>0</b>	<b>0</b>	<b>0%</b>	<b>0</b>	<b>6</b>	<b>78</b>
WM Klorman Construction																				
Choice Drilling, Inc.	0	0%	0	0	0%	0	1	100%	15	0	0%	0	0	0%	0	0	0%	0	1	15
Ground Penetrating Radar Systems, LLC	1	100%	24	0	0%	0	1	100%	24	0	0%	0	0	0%	0	0	0%	0	1	24
J & B Engineers Surveyors	0	0%	0	0	0%	0	0	0%	0	0	0%	0	0	0%	0	0	0%	0	1	14
Middle Earth Geo Testing, Inc.	0	0%	0	1	50%	5	2	100%	9	0	0%	0	0	0%	0	0	0%	0	2	9
Unified Inspection & Testing, Inc.	0	0%	0	0	0%	0	1	100%	16	0	0%	0	0	0%	0	0	0%	0	1	16

\*Percentages reflect workers who are verified as Disadvantaged by Pacific Gateway Workforce Investment Network and Veterans verified by Parsons (per COLB PLA Section 3.5 (c))



**Parsons Constructors Inc.**

100 West Walnut Street • Pasadena, California 91124 • (626) 440-3000 • Fax: (626) 440-2516

Date: February 25, 2020

To: Chris Bayne  
Royal Electric  
chrisb@royalelect.com

CC: Angelica Pollard, Royal Electric  
Hugo Liu, City of Long Beach  
Brooke Corney, Jacobs  
Melissa Pyun, City of Long Beach  
Brenda Cubillo, City of Long Beach  
Dan Sloan, Parsons  
Don Maurer, Parsons  
Rasien Connelly, Parsons

From: Mandy Oelschlager, Parsons  
Mandy.oelschlager@parsons.com

**RE: Community Economic Development Efforts at the City of Long Beach**  
Project: City of Long Beach GSE Charging Stations  
Prime Contractor: Royal Electric  
Attachment: Local Hire & Disadvantaged/Veteran Worker Report

In working toward meeting the City of Long Beach's PLA goals on the City of Long Beach GSE Charging Stations project, we are providing you with an update of the current percentages achieved by Royal Electric and its subcontractors.

We are highlighting those contractors who are exceeding the Local Hire and Disadvantaged/Veteran Goals and those who could use a boost in increasing their numbers. I've attached a summary report for your reference which includes all CPR data received through February 20, 2020.

Project overall Local Resident Goal (40% Goal):

- 1<sup>st</sup> Tier Zip Codes (Long Beach Zip Codes): Currently 11%
- 2<sup>nd</sup> Tier Zip Codes (Gateway Cities): Currently 19%
- 3<sup>rd</sup> Tier Zip Codes (Los Angeles & Orange County – includes Long Beach & Gateway Cities Zip Codes): Currently 75%

Contractors who have submitted CPRs that are currently *exceeding* the City of Long Beach PLA Local Hire Goal of 40% are as follows:

Contractor	1 <sup>st</sup> Tier Zip Codes	2 <sup>nd</sup> Tier Zip Codes	3 <sup>rd</sup> Tier Zip Codes
Royal Electric	11%	19%	75%

Disadvantaged/Veteran workers (10% Goal): **Currently 0%**

Total Project Hours: 405

Total Disadvantaged Hours: 0

Total Veteran Hours: 0

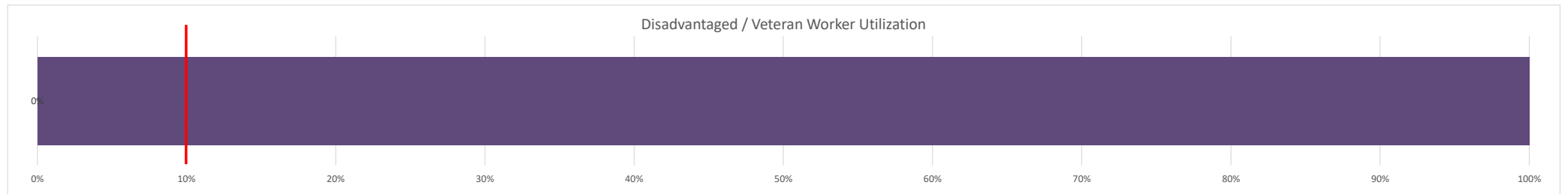
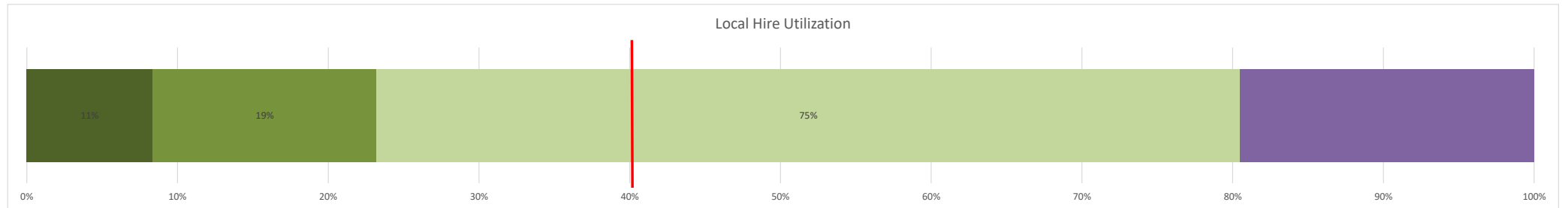


<b>RE:</b>	<b>Community Economic Development Efforts through February 20, 2020</b>
Project:	City of Long Beach Alamitos Beach Concession Building
Prime Contractor:	Klassic Engineering & Construction, Inc.

The contractors working on this project have 0% verified worker hours that count toward the 10% PLA Disadvantaged / Veteran goal (*percentages reflect workers who are verified as Disadvantaged by Pacific Gateway Workforce Investment Network and Veterans verified by Parsons as per COLB PLA Section 3.5 (c)*).

We look forward to working with Royal Electric toward the achievement of the City of Long Beach's PLA Local Hire and Disadvantaged/Veteran goal.

Project: City of Long Beach - GSE Charging Stations  
 Prime: Royal Electric



	LONG BEACH RESIDENT (1st Tier)			GATEWAY CITIES RESIDENT (2nd Tier)			LA/OC RESIDENT (3rd Tier) - includes Long Beach & Gateway Zip Codes			DISADVANTAGED (Verified by Pacific Gateway)*			VETERAN (Verified by Parsons)*			DISADVANTAGED / VETERAN			TOTAL	
	# Long Beach Worker	% Hours Long Beach Residents	Hours Long Beach	# Gateway Cities Worker	% Hours Gateway Residents	Hours Gateway Cities	# LA/OC Workers	% Hours LA/OC Residents	Hours LA/OC	# Disadvantaged Workers	% Hours Disadvantaged	Hours Disadvantaged	# Veteran Workers	% Hours Veteran	Hours Veteran	# Disadvantaged / Veteran Workers	% Hours Disadvantaged / Veteran	Hours Disadvantaged / Veteran	All Workers	Total Project Hours
<b>Project Total</b>	1	11%	44	1	19%	79	5	75%	302	0	0%	0	0	0%	0	0	0%	0	6	405
Royal Electric	1	11%	44	1	19%	79	5	75%	302	0	0%	0	0	0%	0	0	0%	0	6	405

\*Percentages reflect workers who are verified as Disadvantaged by Pacific Gateway Workforce Investment Network and Veterans verified by Parsons (per COLB PLA Section 3.5 (c))



**Parsons Constructors Inc.**

100 West Walnut Street • Pasadena, California 91124 • (626) 440-3000 • Fax: (626) 440-2516

Date: February 25, 2020

To: Kane Roberts  
American Landscape  
kroberts@americanlandscape.com

CC: Angelina Castellanos, City of Long Beach  
Sandy Palmer, City of Long Beach  
Melissa Pyun, City of Long Beach  
Brenda Cubillo, City of Long Beach  
Rick Panos, Simplus Management  
Don Maurer, Parsons  
Rasien Connelly, Parsons  
Dan Sloan, Parsons

From: Mandy Oelschlager, Parsons  
Mandy.oelschlager@parsons.com

**RE: Community Economic Development Efforts at the City of Long Beach**  
Project: Heartwell Park Central Irrigation Renovation  
Prime Contractor: American Landscape, Inc.  
Attachment: Local Hire & Disadvantaged/Veteran Worker Report

In working toward meeting the City of Long Beach's PLA goals on the City of Long Beach Heartwell Park Central Irrigation Renovation project, we are providing you with an update of the current percentages achieved by American Landscape, Inc. and its subcontractors.

We are highlighting those contractors who are exceeding the Local Hire and Disadvantaged/Veteran Goals and those who could use a boost in increasing their numbers. I've attached a summary report for your reference which includes all CPR data received through February 20, 2020.

Project overall Local Resident Goal (40% Goal):

- 1<sup>st</sup> Tier Zip Codes (Long Beach Zip Codes): Currently 0%
- 2<sup>nd</sup> Tier Zip Codes (Gateway Cities): Currently 25%
- 3<sup>rd</sup> Tier Zip Codes (Los Angeles & Orange County – includes Long Beach & Gateway Cities Zip Codes): Currently 100%

Contractors who have submitted CPRs that are currently *exceeding* the City of Long Beach PLA Local Hire Goal of 40% are as follows:

Contractor	1 <sup>st</sup> Tier Zip Codes	2 <sup>nd</sup> Tier Zip Codes	3 <sup>rd</sup> Tier Zip Codes
American Landscape, Inc.	0%	25%	100%
David Electric	0%	100%	100%

Disadvantaged/Veteran workers (10% Goal): **Currently 32%**

Total Project Hours: 9,229

Total Disadvantaged Hours: 2,987

Total Veteran Hours: 0



<b>RE:</b>	<b>Community Economic Development Efforts through February 20, 2020</b>
Project:	City of Long Beach Heartwell Park Irrigation Renovation
Prime Contractor:	American Landscape, Inc.

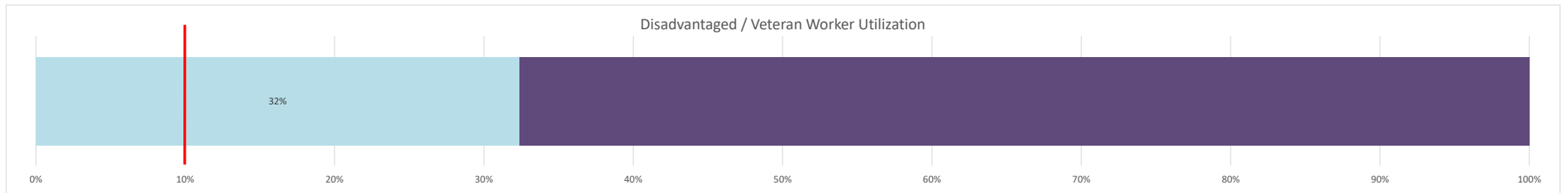
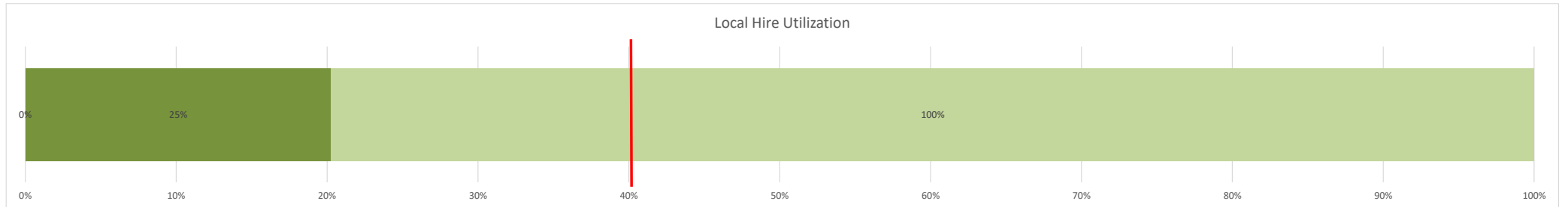
Contractors who are working toward and exceeding the **PLA Disadvantaged/Veteran goal of 10%**:  
*(percentages reflect workers who are verified as Disadvantaged or Veteran for the hours performed by each contractor)*

- American Landscape Inc.: 32%

We look forward to working with American Landscape, Inc. toward the achievement of the City of Long Beach's PLA Local Hire and Disadvantaged/Veteran goal.



Project: City of Long Beach - Heartwell Park Irrigation  
 Prime: American Landscape



	LONG BEACH RESIDENT (1st Tier)			GATEWAY CITIES RESIDENT (2nd Tier)			LA/OC RESIDENT (3rd Tier) - includes Long Beach & Gateway Zip Codes			DISADVANTAGED (Verified by Pacific Gateway)*			VETERAN (Verified by Parsons)*			DISADVANTAGED / VETERAN			TOTAL	
	# Long Beach Worker	% Hours Long Beach Residents	Hours Long Beach	# Gateway Cities Worker	% Hours Gateway Residents	Hours Gateway Cities	# LA/OC Workers	% Hours LA/OC Residents	Hours LA/OC	# Disadvantaged Workers	% Hours Disadvantaged	Hours Disadvantaged	# Veteran Workers	% Hours Veteran	Hours Veteran	# Disadvantaged / Veteran Workers	% Hours Disadvantaged / Veteran	Hours Disadvantaged / Veteran	All Workers	Total Project Hours
<b>Project Total</b>	0	0%	0	5	25%	2347	20	100%	9229	5	32%	2,987	0	0%	0	5	32%	2987	20	9229
American Landscape	0	0%	0	4	25%	2344	19	100%	9226	5	32%	2987	0	0%	0	5	32%	2987	19	9226
David Electric	0	0%	0	1	100%	3	1	100%	3	0	0%	0	0	0%	0	0	0%	0	1	3

\*Percentages reflect workers who are verified as Disadvantaged by Pacific Gateway Workforce Investment Network and Veterans verified by Parsons (per COLB PLA Section 3.5 (c))



**Parsons Constructors Inc.**

100 West Walnut Street • Pasadena, California 91124 • (626) 440-3000 • Fax: (626) 440-2516

Date: February 21, 2020

To: Jonathan Kloria  
USS Cal Builders, Inc.  
JKloria@usscalbuilders.com

CC: Robert Fiege, City of Long Beach  
Brenda Cubillo, City of Long Beach  
Tony Resendez, City Long Beach  
Melissa Pyun, City of Long Beach  
Dan Sloan, Parsons  
Don Maurer, Parsons  
Rasien Connelly, Parsons

From: Mandy Oelschlager, Parsons  
Mandy.oelschlager@parsons.com

**RE: Community Economic Development Efforts at the City of Long Beach**  
Project: Houghton Park Community Center (R-7113)  
Prime Contractor: USS Cal Builders, Inc.  
Attachment: Local Hire & Disadvantaged/Veteran Worker Report

In working toward meeting the City of Long Beach's PLA goals on the Houghton Park Community Center project, we are providing you with an update of the current percentages achieved by USS Cal Builders, Inc. and its subcontractors.

We are highlighting those contractors who are exceeding the Local Hire and Disadvantaged/Veteran Goals and those who could use a boost in increasing their numbers. I've attached a summary report for your reference which includes all CPR data received through February 20, 2020.

Project overall Local Resident Goal (40% Goal):

- 1<sup>st</sup> Tier Zip Codes (Long Beach Zip Codes): Currently 16%
- 2<sup>nd</sup> Tier Zip Codes (Gateway Cities): Currently 22%
- 3<sup>rd</sup> Tier Zip Codes (Los Angeles & Orange County – includes Long Beach & Gateway Cities Zip Codes): Currently 72%

Contractors who have submitted CPRs that are currently *exceeding* the City of Long Beach PLA Local Hire Goal of 40% are as follows:

Contractor	1 <sup>st</sup> Tier Zip Codes	2 <sup>nd</sup> Tier Zip Codes	3 <sup>rd</sup> Tier Zip Codes
USS Cal Builders	31%	39%	91%
Abdellatif	39%	4%	96%
Adkan Engineering	0%	0%	82%
Apex	0%	0%	63%
Dittemore Insulation	0%	0%	42%
Eco Bay	50%	25%	100%
El Camino Paving	7%	21%	100%
Energy Control Services	19%	16%	100%
Frank S. Smith Masonry, Inc.	6%	18%	76%



**RE: Community Economic Development Efforts through February 20, 2020**  
 Project: Houghton Park Community Center  
 Prime Contractor: USS Cal Builders, Inc.

Contractor	1 <sup>st</sup> Tier Zip Codes	2 <sup>nd</sup> Tier Zip Codes	3 <sup>rd</sup> Tier Zip Codes
Gama Contracting Services	3%	22%	49%
Granitex	4%	9%	55%
JE Snyder Electric, Inc.	50%	0%	100%
Letner Roofing	4%	41%	76%
Marina Landscape	30%	1%	93%
New Star	0%	24%	100%
Northstar Contracting, Inc.	58%	32%	100%
Pennsylvania Coatings	24%	14%	51%
Platinum Contracting	0%	9%	50%
PSI3G Inc.	0%	0%	100%
Rainbow Glazing	2%	38%	88%
Sav On Sign	0%	0%	100%
Shell	0%	0%	100%
So Cal Industries	66%	0%	98%
SR Bray dba Power Plus	0%	0%	90%
Stonerock Tile, Inc.	0%	25%	83%
Upland Contracting	17%	0%	74%
YTI Enterprises, Inc.	0%	70%	100%

Contractors have submitted Certified Payroll Reports and who are **below 40%** of the PLA Local Hire (Los Angeles & Orange County) Goal:

Contractor	1 <sup>st</sup> Tier Zip Codes	2 <sup>nd</sup> Tier Zip Codes	3 <sup>rd</sup> Tier Zip Codes
Full Spectrum, Inc.	0%	7%	<b>25%</b>
Hamilton Ceiling System	0%	0%	<b>14%</b>
JLM Installation	0%	5%	<b>34%</b>
KSU	0%	24%	<b>39%</b>
Ochoa Striping	0%	0%	<b>0%</b>
Post Earthworks	9%	5%	<b>32%</b>
Stanton Utilities	0%	0%	<b>5%</b>
Sunbelt Flooring, Inc.	0%	10%	<b>38%</b>

Disadvantaged/Veteran workers (10% Goal): **Currently 0.4%**

Total Project Hours: 25,585

Total Disadvantaged Hours: 94

Total Veteran Hours: 0

Contractors who are working toward and exceeding the **PLA Disadvantaged/Veteran goal of 10%**:  
*(percentages reflect workers who are verified as Disadvantaged or Veteran for the hours performed by each contractor)*

- El Camino Paving: 16%
- Post Earthworks: 3%
- Rainbow Glazing: 3%
- Sav-On Sign: 61%

The remaining contractors working on this project have 0% verified worker hours that count toward the 10% PLA Disadvantaged / Veteran goal *(percentages reflect workers who are verified as*



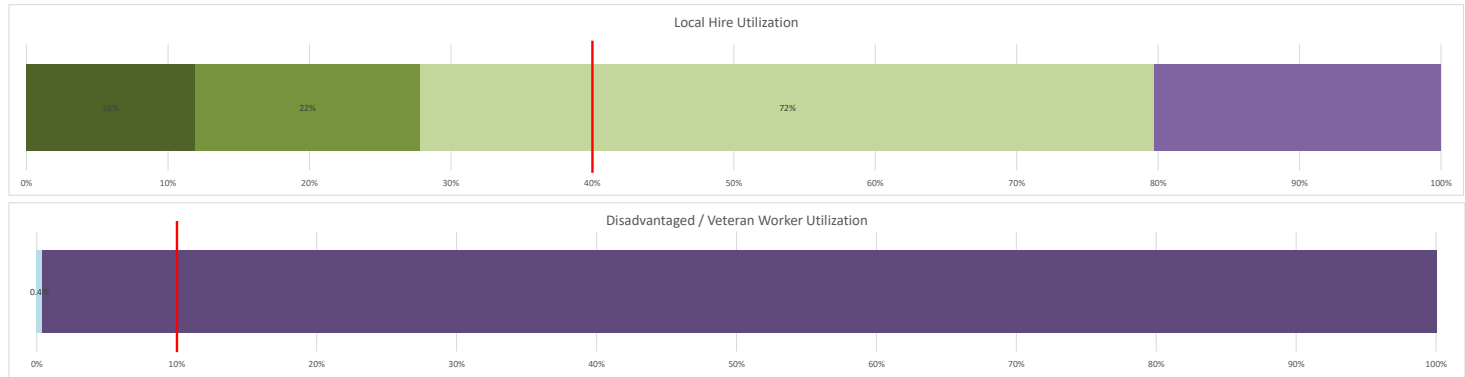
**RE: Community Economic Development Efforts through February 20, 2020**

Project: Houghton Park Community Center  
Prime Contractor: USS Cal Builders, Inc.

*Disadvantaged by Pacific Gateway Workforce Investment Network and Veterans verified by Parsons as per COLB PLA Section 3.5 (c).*

We look forward to working with USS Cal Builders, Inc. toward the achievement of the City of Long Beach's PLA Local Hire and Disadvantaged/Veteran goal.

Project: City of Long Beach - Houghton Park Community Center  
 Prime: USS Cal Builders



	LONG BEACH RESIDENT (1st Tier)			GATEWAY CITIES RESIDENT (2nd Tier)			LA/OC RESIDENT (3rd Tier) - Includes Long Beach & Gateway Zip Codes			DISADVANTAGED (Verified by Pacific Gateway)*			VETERAN (Verified by Parsons)*			DISADVANTAGED / VETERAN*			TOTAL	
	# Long Beach Worker	% Hours Long Beach Residents	Hours Long Beach	# Gateway Cities Worker	% Hours Gateway Residents	Hours Gateway Cities	# LA/OC Workers	% Hours LA/OC Residents	Hours LA/OC	# Disadvantaged Workers	% Hours Disadvantaged	Hours Disadvantaged	# Veteran Workers	% Hours Veteran	Hours Veteran	# Disadvantaged / Veteran Workers	% Hours Disadvantaged / Veteran	Hours Disadvantaged / Veteran	All Workers	Total Project Hours
<b>Project Total</b>	<b>40</b>	<b>16%</b>	<b>4,218</b>	<b>57</b>	<b>22%</b>	<b>5,651</b>	<b>260</b>	<b>72%</b>	<b>18,413</b>	<b>5</b>	<b>0.4%</b>	<b>94</b>	<b>0</b>	<b>0%</b>	<b>0</b>	<b>5</b>	<b>0.4%</b>	<b>94</b>	<b>367</b>	<b>25,585</b>
<b>USS Cal Builders</b>	10	31%	2946	9	39%	3714	30	91%	8722	0	0%	0	0	0%	0	0	0%	0	43	9550
Abdellatif	3	39%	313	2	4%	33	12	96%	778	0	0%	0	0	0%	0	0	0%	0	13	810
Adkan	0	0%	0	0	0%	0	2	82%	119	0	0%	0	0	0%	0	0	0%	0	6	145
Apex	0	0%	0	0	0%	0	5	63%	170	0	0%	0	0	0%	0	0	0%	0	7	270
Dittemore Insulation Contractors, Inc.	0	0%	0	0	0%	0	3	42%	23	0	0%	0	0	0%	0	0	0%	0	5	55
Eco Bay	2	50%	32	1	25%	16	4	100%	64	0	0%	0	0	0%	0	0	0%	0	4	64
El Camino Paving	1	7%	10	2	21%	27	9	100%	128	1	16%	21	0	0%	0	1	16%	21	9	128
Energy Control Services	1	19%	141	1	16%	120	6	100%	737	0	0%	0	0	0%	0	0	0%	0	6	737
Frank S. Smith Masonry, Inc.	1	6%	16	2	18%	52	11	76%	219	0	0%	0	0	0%	0	0	0%	0	15	288
Full Spectrum, Inc.	0	0%	0	1	7%	48	4	25%	166	0	0%	0	0	0%	0	0	0%	0	11	675
Gama Contracting Services, Inc.	1	3%	12	1	22%	86	3	49%	194	0	0%	0	0	0%	0	0	0%	0	6	400
Granitex	3	4%	193.5	7	9%	405.5	31	55%	2413	0	0%	0	0	0%	0	0	0%	0	42	4402
Hamilton Ceiling System	0	0%	0	0	0%	0	1	14%	8	0	0%	0	0	0%	0	0	0%	0	3	56
JE Snyder Electric, Inc.	1	50%	8	0	0%	0	2	100%	16	0	0%	0	0	0%	0	0	0%	0	2	16
JLM Installation	0	0%	0	1	5%	4	2	34%	28	0	0%	0	0	0%	0	0	0%	0	5	82
KSU	0	0%	0	1	24%	77	2	39%	125	0	0%	0	0	0%	0	0	0%	0	7	320
Letner Roofing	2	4%	35	8	41%	375	21	76%	691	0	0%	0	0	0%	0	0	0%	0	33	909
Marina Landscape	3	30%	208	1	1%	9	21	93%	641	0	0%	0	0	0%	0	0	0%	0	23	689
New Star	0	0%	0	4	24%	54	10	100%	221	0	0%	0	0	0%	0	0	0%	0	10	221
Northstar Contracting Group, Inc.	2	58%	44	1	32%	24	4	100%	76	0	0%	0	0	0%	0	0	0%	0	4	76
Ochoa Striping Services, Inc.	0	0%	0	0	0%	0	0	0%	0	0	0%	0	0	0%	0	0	0%	0	2	4
Pennsylvania Coatings	3	24%	152	2	14%	88	7	51%	320	0	0%	0	0	0%	0	0	0%	0	9	624
Platinum Contracting	0	0%	0	5	9%	255	21	50%	1480	0	0%	0	0	0%	0	0	0%	0	32	2948
Post Earthworks	1	9%	60	2	5%	32	6	32%	228	1	3%	24	0	0%	0	1	3%	24	12	704
PSBG Inc. dba Partition Specialties Inc.	0	0%	0	0	0%	0	2	100%	18	0	0%	0	0	0%	0	0	0%	0	2	18
Rainbow Glazing	1	2%	8	2	38%	192	11	88%	448	1	3%	16	0	0%	0	1	3%	16	12	508
Sav-On Sign	0	0%	0	2	0%	0	3	100%	56	2	61%	34	0	0%	0	2	61%	34	3	56
Shell	0	0%	0	0	0%	0	1	100%	8	0	0%	0	0	0%	0	0	0%	0	1	8
So Cal Industries	4	66%	18.5	0	0%	0	6	98%	28	0	0%	0	0	0%	0	0	0%	0	7	28
SR Bray dba Power Plus	0	0%	0	0	0%	0	5	90%	30	0	0%	0	0	0%	0	0	0%	0	6	33
Stanton Utilities	0	0%	0	0	0%	0	2	5%	20	0	0%	0	0	0%	0	0	0%	0	4	368
Stonerock Tile, Inc.	0	0%	0	1	25%	24	4	83%	80	0	0%	0	0	0%	0	0	0%	0	5	96
Sunbelt Flooring, Inc.	0	0%	0	1	10%	16	3	38%	64	0	0%	0	0	0%	0	0	0%	0	8	168
Upland Contracting	1	17%	22	0	0%	0	6	74%	98	0	0%	0	0	0%	0	0	0%	0	10	132
YTI Enterprises, Inc.	0	0%	0	2	70%	38	3	100%	54	0	0%	0	0	0%	0	0	0%	0	3	54

\*Percentages reflect workers who are verified as Disadvantaged by Pacific Gateway Workforce Investment Network and Veterans verified by Parsons (per COLB PLA Section 3.5 (c))



**Parsons Constructors Inc.**

100 West Walnut Street • Pasadena, California 91124 • (626) 440-3000 • Fax: (626) 440-2516

Date: February 25, 2020

To: Scott Mothershed  
Reyes Construction, Inc.  
smothershed@reyesconstruction.com

CC: Theresa Hernandez, Reyes Construction  
Mahmoud Akhavain, Harris & Assoc.  
Michelle Harati, Harati Solutions  
Mouhsen Habib, City of Long Beach  
Melissa Pyun, City of Long Beach  
Brenda Cubillo, City of Long Beach  
Dan Sloan, Parsons  
Don Maurer, Parsons  
Rasien Connelly, Parsons

From: Mandy Oelschlager, Parsons  
Mandy.oelschlager@parsons.com

**RE: Community Economic Development Efforts at the City of Long Beach**  
Project: City of Long Beach Naples Island Permanent Seawall Rebuild Phase 2  
Prime Contractor: Reyes Construction, Inc.  
Attachment: Local Hire & Disadvantaged/Veteran Worker Report

In working toward meeting the City of Long Beach's PLA goals on the City of Long Beach Naples Island Permanent Seawall Rebuild Phase 2 project, we are providing you with an update of the current percentages achieved by Reyes Construction, Inc. and its subcontractors.

We are highlighting those contractors who are exceeding the Local Hire and Disadvantaged/Veteran Goals and those who could use a boost in increasing their numbers. I've attached a summary report for your reference which includes all CPR data received through February 20, 2020.

Project overall Local Resident Goal (40% Goal):

- 1<sup>st</sup> Tier Zip Codes (Long Beach Zip Codes): Currently 23%
- 2<sup>nd</sup> Tier Zip Codes (Gateway Cities): Currently 9%
- 3<sup>rd</sup> Tier Zip Codes (Los Angeles & Orange County – includes Long Beach & Gateway Cities Zip Codes): Currently 55%

Contractors who have submitted CPRs that are currently *exceeding* the City of Long Beach PLA Local Hire Goal of 40% are as follows:

Contractor	1 <sup>st</sup> Tier Zip Codes	2 <sup>nd</sup> Tier Zip Codes	3 <sup>rd</sup> Tier Zip Codes
Reyes Construction, Inc.	15%	13%	48%
Blue Iron	0%	0%	55%
Forkert Engineering & Surveying	0%	0%	68%
Global Diving & Salvage	90%	0%	90%
MSL Electric	0%	0%	41%
Penhall	0%	0%	100%



<b>RE:</b>	<b>Community Economic Development Efforts through February 20, 2020</b>
Project:	City of Long Beach Naples Island Permanent Sewall Rebuild Phase 2
Prime Contractor:	Reyes Construction, Inc.

Disadvantaged/Veteran workers (10% Goal): **Currently 7%**

Total Project Hours: 5,454

Total Disadvantaged Hours: 153

Total Veteran Hours: 252

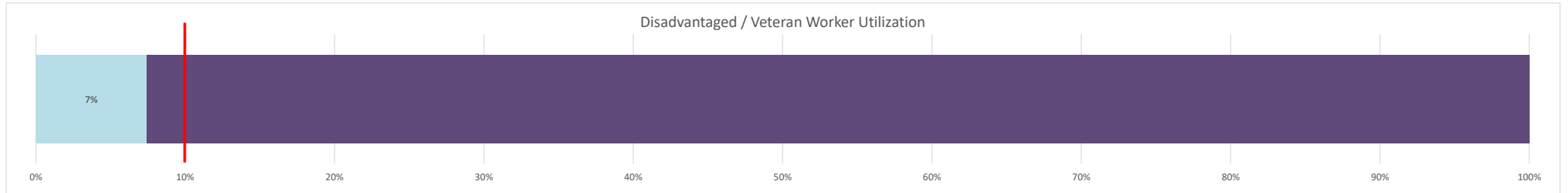
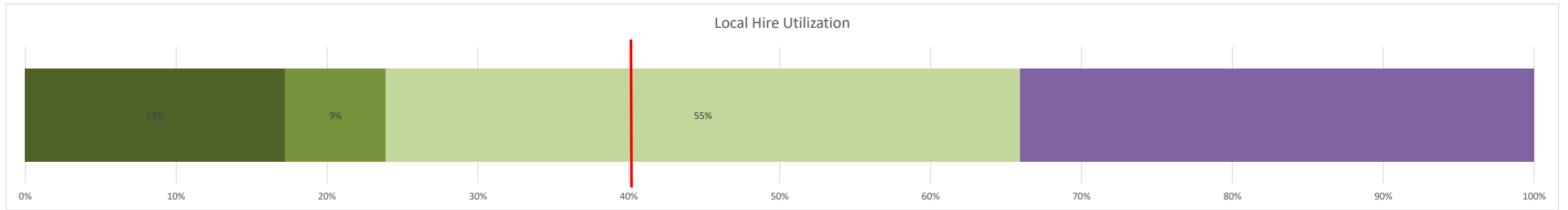
Contractors who are working toward and exceeding the **PLA Disadvantaged/Veteran goal of 10%**:  
*(percentages reflect workers who are verified as Disadvantaged or Veteran for the hours performed by each contractor)*

- Reyes Construction: 11%

The remaining contractors working on this project have 0% verified worker hours that count toward the 10% PLA Disadvantaged / Veteran goal *(percentages reflect workers who are verified as Disadvantaged by Pacific Gateway Workforce Investment Network and Veterans verified by Parsons as per COLB PLA Section 3.5 (c)).*

We look forward to working with Reyes Construction, Inc. toward the achievement of the City of Long Beach's PLA Local Hire and Disadvantaged/Veteran goal.

Project: City of Long Beach - Naples Seawall Rebuild Phase 2  
 Prime: Reyes Construction, Inc.



	LONG BEACH RESIDENT (1st Tier)			GATEWAY CITIES RESIDENT (2nd Tier)			LA/OC RESIDENT (3rd Tier) - includes Long Beach & Gateway Zip Codes			DISADVANTAGED (Verified by Pacific Gateway)*			VETERAN (Verified by Parsons)*			DISADVANTAGED / VETERAN			TOTAL	
	# Long Beach Worker	% Hours Long Beach Residents	Hours Long Beach	# Gateway Cities Worker	% Hours Gateway Residents	Hours Gateway Cities	# LA/OC Workers	% Hours LA/OC Residents	Hours LA/OC	# Disadvantaged Workers	% Hours Disadvantaged	Hours Disadvantaged	# Veteran Workers	% Hours Veteran	Hours Veteran	# Disadvantaged / Veteran Workers	% Hours Disadvantaged / Veteran	Hours Disadvantaged / Veteran	All Workers	Total Project Hours
<b>Project Total</b>	<b>8</b>	<b>23%</b>	<b>1234</b>	<b>6</b>	<b>9%</b>	<b>480</b>	<b>31</b>	<b>55%</b>	<b>3011</b>	<b>1</b>	<b>3%</b>	<b>153</b>	<b>2</b>	<b>5%</b>	<b>252</b>	<b>3</b>	<b>7%</b>	<b>405</b>	<b>53</b>	<b>5454</b>
Reyes Construction, Inc.	3	15%	545	4	13%	480	14	48%	1811	1	4%	153	2	7%	252	3	11%	405	28	3749
Blue Iron	0	0%	0	0	0%	0	2	55%	328	0	0%	0	0	0%	0	0	0%	0	4	598
Forkert Engineering & Surveying	0	0%	0	0	0%	0	3	68%	54	0	0%	0	0	0%	0	0	0%	0	4	80
Global Diving & Salvage, Inc.	5	90%	689	0	0%	0	5	90%	689	0	0%	0	0	0%	0	0	0%	0	7	762
MSL Electric	0	0%	0	2	0%	0	5	41%	93	0	0%	0	0	0%	0	0	0%	0	8	228
Penhall Company	0	0%	0	0	0%	0	2	100%	37	0	0%	0	0	0%	0	0	0%	0	2	37

\*Percentages reflect workers who are verified as Disadvantaged by Pacific Gateway Workforce Investment Network and Veterans verified by Parsons (per COLB PLA Section 3.5 (c))