



Parsons Constructors Inc.

100 West Walnut Street • Pasadena, California 91124 • (626) 440-3000 • Fax: (626) 440-2516

Date: July 24, 2020

To: Kevin Shirali
Klassic Engineering & Construction
klassicplans@gmail.com

CC: Isha Sebastian, Klassic Engineering
Mark Verrengia, Ardurra
Dustin Blackwell, Ardurra
Sandy Palmer, City of Long Beach
Tony Resendez, City of Long Beach
Melissa Pyun, City of Long Beach
Brenda Cubillo, City of Long Beach
Dan Sloan, Parsons
Don Maurer, Parsons
Rasien Connelly, Parsons

From: Mandy Oelschlager, Parsons
Mandy.oelschlager@parsons.com

RE: Community Economic Development Efforts at the City of Long Beach
Project: City of Long Beach Alamitos Beach Concession Building
Prime Contractor: Klassic Engineering & Construction, Inc.
Attachment: Local Hire & Disadvantaged/Veteran Worker Report

In working toward meeting the City of Long Beach's PLA goals on the City of Long Beach Alamitos Beach Concession Building project, we are providing you with an update of the current percentages achieved by Klassic Engineering & Construction, Inc. and its subcontractors.

We are highlighting those contractors who are exceeding the Local Hire and Disadvantaged/Veteran Goals and those who could use a boost in increasing their numbers. I've attached a summary report for your reference which includes all CPR data received through July 20, 2020.

Project overall Local Resident Goal (40% Goal):

- 1st Tier Zip Codes (Long Beach Zip Codes): Currently 9%
- 2nd Tier Zip Codes (Gateway Cities): Currently 24%
- 3rd Tier Zip Codes (Los Angeles & Orange County – includes Long Beach & Gateway Cities Zip Codes): Currently 70%

Contractors who have submitted CPRs that are currently *exceeding* the City of Long Beach PLA Local Hire Goal of 40% are as follows:

Contractor	1 st Tier Zip Codes	2 nd Tier Zip Codes	3 rd Tier Zip Codes
Klassic Engineering & Construction	12%	22%	66%
Abdellatif Enterprises, Inc.	1%	35%	80%
Alliance Electric	36%	9%	94%
Apex Fire Protection, Inc.	0%	0%	100%
JA Lynch Masonry, Inc.	0%	18%	40%
KSU Corporation	0%	20%	50%
Marina Landscape	0%	0%	100%



RE:	Community Economic Development Efforts through July 20, 2020
Project:	City of Long Beach Alamitos Beach Concession Building
Prime Contractor:	Klassic Engineering & Construction, Inc.

Contractor	1 st Tier Zip Codes	2 nd Tier Zip Codes	3 rd Tier Zip Codes
New Art Construction, Inc.	0%	0%	100%
Simco Mechanical	0%	45%	100%
Troyer Contracting, Inc.	35%	48%	53%
Upland Contracting, Inc.	36%	0%	56%

Contractors have submitted Certified Payroll Reports and who are **below 40%** of the PLA Local Hire (Los Angeles & Orange County) Goal:

Contractor	1 st Tier Zip Codes	2 nd Tier Zip Codes	3 rd Tier Zip Codes
Demolition Specialists, Inc.	0%	0%	17%
J & C Environmental	0%	0%	0%

Disadvantaged/Veteran workers (10% Goal): **Currently 11%**

Total Project Hours: 9,892

Total Disadvantaged Hours: 0

Total Veteran Hours: 1,108

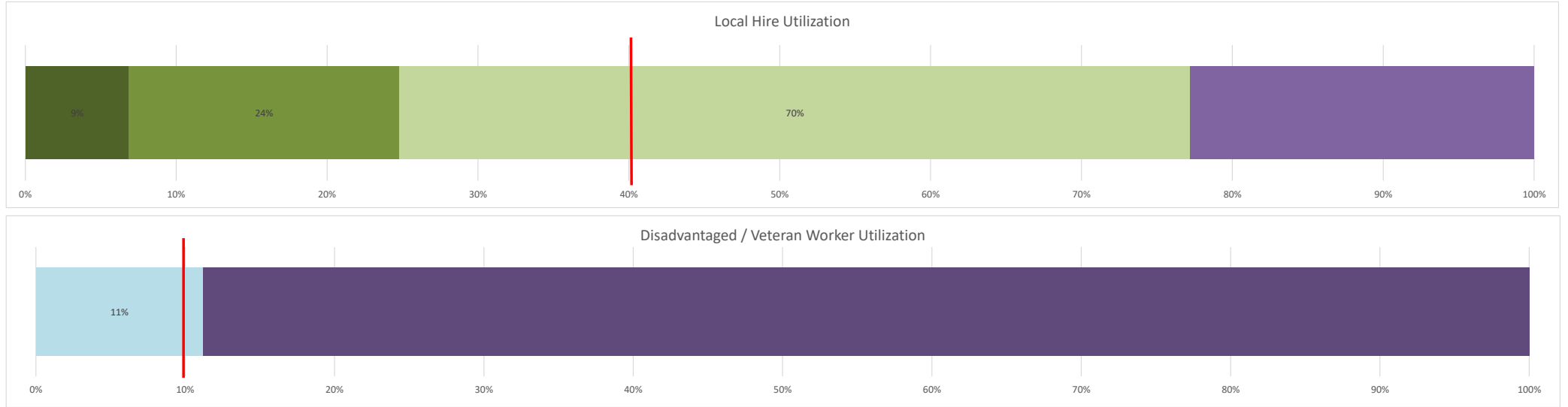
Contractors who are working toward and exceeding the **PLA Disadvantaged/Veteran goal of 10%**: *(percentages reflect workers who are verified as Disadvantaged or Veteran for the hours performed by each contractor)*

- Klassic Engineering & Construction, Inc.: 18%
- JA Lynch Masonry, Inc.: 20%

The remaining contractors working on this project have 0% verified worker hours that count toward the 10% PLA Disadvantaged / Veteran goal *(percentages reflect workers who are verified as Disadvantaged by Pacific Gateway Workforce Investment Network and Veterans verified by Parsons as per COLB PLA Section 3.5 (c)).*

We look forward to working with Klassic Engineering & Construction, Inc. toward the achievement of the City of Long Beach's PLA Local Hire and Disadvantaged/Veteran goal.

Project: City of Long Beach - Alamitos Beach Concession Building
 Prime: Klassic Engineering & Construction, Inc.



	LONG BEACH RESIDENT (1st Tier)			GATEWAY CITIES RESIDENT (2nd Tier)			LA/OC RESIDENT (3rd Tier) - includes Long Beach & Gateway Zip Codes			DISADVANTAGED (Verified by Pacific Gateway)*			VETERAN (Verified by Parsons)*			DISADVANTAGED / VETERAN			TOTAL	
	# Long Beach Worker	% Hours Long Beach Residents	Hours Long Beach	# Gateway Cities Worker	% Hours Gateway Residents	Hours Gateway Cities	# LA/OC Workers	% Hours LA/OC Residents	Hours LA/OC	# Disadvantaged Workers	% Hours Disadvantaged	Hours Disadvantaged	# Veteran Workers	% Hours Veteran	Hours Veteran	# Disadvantaged / Veteran Workers	% Hours Disadvantaged / Veteran	Hours Disadvantaged / Veteran	All Workers	Total Project Hours
Project Total	12	9%	904	15	24%	2355	82	70%	6897	0	0%	0	2	11%	1,108	2	11%	1108	108	9892
Klassic Engineering & Construction, Inc.	6	12%	670	3	22%	1276	23	66%	3761	0	0%	0	1	18%	1004	1	18%	1004	30	5674
Abdellatif Enterprises, Inc.	1	1%	24	5	35%	869	17	80%	1976	0	0%	0	0	0%	0	0	0%	0	19	2463
Alliance Electric	1	36%	104	1	9%	25	4	94%	271	0	0%	0	0	0%	0	0	0%	0	5	287
Apex Fire Protection, Inc.	0	0%	0	0	0%	0	8	100%	224	0	0%	0	0	0%	0	0	0%	0	8	224
Demolition Specialist, Inc.	0	0%	0	0	0%	0	1	17%	21	0	0%	0	0	0%	0	0	0%	0	3	121
J & C Environmental	0	0%	0	0	0%	0	0	0%	0	0	0%	0	0	0%	0	0	0%	0	1	4
JA Lynch Masonry, Inc.	0	0%	0	1	18%	92	5	40%	202	0	0%	0	1	20%	104	1	20%	104	9	506
KSU Corporation	0	0%	0	2	20%	15	5	50%	37	0	0%	0	0	0%	0	0	0%	0	7	73
Marina Landscape	0	0%	0	0	0%	0	2	100%	147	0	0%	0	0	0%	0	0	0%	0	2	147
New Art Construction, Inc.	0	0%	0	0	0%	0	1	100%	7	0	0%	0	0	0%	0	0	0%	0	1	7
Simco Mechanical	0	0%	0	2	45%	40	4	100%	90	0	0%	0	0	0%	0	0	0%	0	4	90
Troyer Contracting, Inc.	1	35%	28	1	48%	38	3	53%	42	0	0%	0	0	0%	0	0	0%	0	4	80
Upland Contracting, Inc.	3	36%	78	0	0%	0	9	56%	121	0	0%	0	0	0%	0	0	0%	0	15	217

*Percentages reflect workers who are verified as Disadvantaged by Pacific Gateway Workforce Investment Network and Veterans verified by Parsons (per COLB PLA Section 3.5 (c))



Parsons Constructors Inc.

100 West Walnut Street • Pasadena, California 91124 • (626) 440-3000 • Fax: (626) 440-2516

Date: July 24, 2020

To: Jose Acosta
Swinerton Builders
jacosta@swinerton.com

CC: Daniel Thiesmeyer, Swinerton Builders
Lupe Navarro, Swinerton Builders
Kristen Baron, Swinerton Builders
Richard Panos, Anser Advisory
Jared Kemp, Anser Advisory
Melissa Pyun, City of Long Beach
Stephanie Gunawan, City of Long Beach
Rasien Connelly, Parsons
Dan Sloan, Parsons
Don Maurer, Parsons

From: Mandy Oelschlager, Parsons
Mandy.oelschlager@parsons.com

RE: Community Economic Development Efforts at the City of Long Beach
Project: City of Long Beach Airport Terminal Improvements Phase II
Prime Contractor: Swinerton Builders
Attachment: Local Hire & Disadvantaged/Veteran Worker Report

In working toward meeting the City of Long Beach's PLA goals on the City of Long Beach Airport Terminal Improvements Phase II project, we are providing you with an update of the current percentages achieved by Swinerton Builders and its subcontractors.

We are highlighting those contractors who are exceeding the Local Hire and Disadvantaged/Veteran Goals and those who could use a boost in increasing their numbers. I've attached a summary report for your reference which includes all CPR data received through July 20, 2020.

Project overall Local Resident Goal (40% Goal):

- 1st Tier Zip Codes (Long Beach Zip Codes): Currently 7%
- 2nd Tier Zip Codes (Gateway Cities): Currently 26%
- 3rd Tier Zip Codes (Los Angeles & Orange County – includes Long Beach & Gateway Cities Zip Codes): Currently 77%

Contractors who have submitted CPRs that are currently *exceeding* the City of Long Beach PLA Local Hire Goal of 40% are as follows:

Contractor	1 st Tier Zip Codes	2 nd Tier Zip Codes	3 rd Tier Zip Codes
Swinerton	0%	30%	74%
Altitude, Inc.	66%	20%	100%
Baker Electric	17%	0%	94%
Bali Construction	0%	37%	94%
California Hi-Tech Flooring, Inc.	0%	25%	63%
Center Concrete Cutting	0%	0%	100%
Connor Concrete Cutting & Coring	0%	64%	64%
Crown Fence	0%	24%	88%



RE: Community Economic Development Efforts through July 20, 2020

Project: Long Beach Airport Terminal Phase II
 Prime Contractor: Swinerton Builders

Contractor	1 st Tier Zip Codes	2 nd Tier Zip Codes	3 rd Tier Zip Codes
Dinamic Mod Construction	0%	0%	48%
Environmental Construction	32%	29%	100%
Ethos Energy Field Services	0%	37%	97%
GGG Demolition, Inc.	2%	13%	86%
Gregg Electric, Inc.	49%	6%	62%
JLS Concrete Pumping	100%	0%	100%
JMH Engineering & Construction	14%	69%	100%
Kehoe Testing	27%	0%	100%
Leko Construction	0%	50%	75%
Mike Zarp, Inc.	0%	0%	50%
Murray Company	0%	26%	58%
Myers & Sons Hi-Way Safety, Inc.	0%	0%	100%
Ondatje Plastering Contracting	0%	0%	50%
Penhall (sub to GGG Demo)	0%	0%	93%
Penhall (sub to Power One, LLC)	0%	23%	100%
Performance Contracting, Inc.	0%	0%	100%
Phoenix Landscape	0%	0%	40%
Power One	0%	15%	71%
Sasco	20%	59%	96%
Vertical Access, Inc.	0%	0%	100%

Contractors have submitted Certified Payroll Reports and who are **below 40%** of the PLA Local Hire (Los Angeles & Orange County) Goal:

Contractor	1 st Tier Zip Codes	2 nd Tier Zip Codes	3 rd Tier Zip Codes
Architectural Design & Signs	0%	0%	0%
Badger Daylighting Corp.	0%	0%	0%
Boston Barricade	0%	0%	0%
C Below	0%	0%	32%
Geoboden	0%	0%	34%
Marina Landscape	0%	0%	4%
Pavement Recycling Systems	0%	0%	0%
Penhall (sub to Murray Company)	0%	0%	0%
Quality Reinforcing	0%	0%	0%
RJ Noble	0%	0%	28%

Disadvantaged/Veteran workers (10% Goal): **Currently 0.5%**

Total Project Hours: 14,838

Total Disadvantaged Hours: 0

Total Veteran Hours: 74

Contractors who are working toward and exceeding the **PLA Disadvantaged/Veteran goal of 10%**:
(percentages reflect workers who are verified as Disadvantaged or Veteran for the hours performed by each contractor)

- Murray Company: 2%



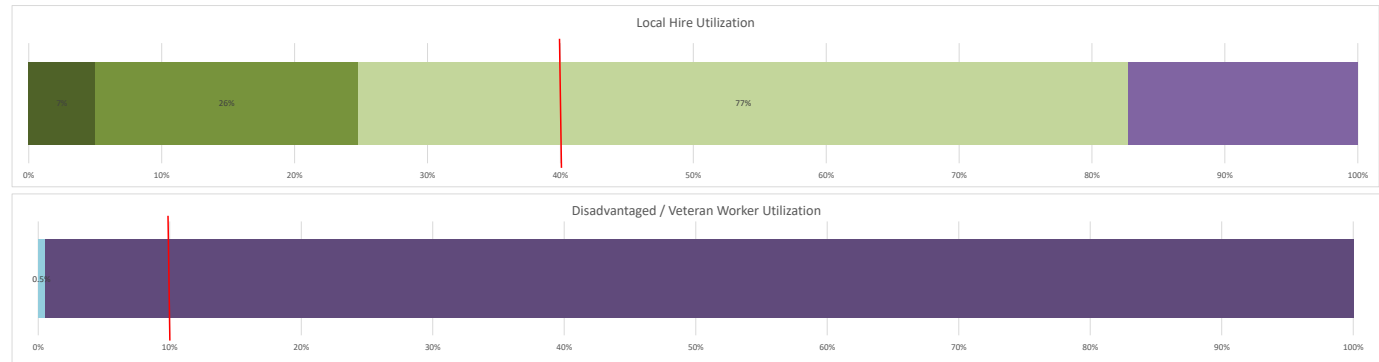
RE: Community Economic Development Efforts through July 20, 2020

Project: Long Beach Airport Terminal Phase II
Prime Contractor: Swinerton Builders

The remaining contractors working on this project have 0% verified worker hours that count toward the 10% PLA Disadvantaged / Veteran goal (*percentages reflect workers who are verified as Disadvantaged by Pacific Gateway Workforce Investment Network and Veterans verified by Parsons*).

We look forward to working with Swinerton Builders toward the achievement of the City of Long Beach's PLA Local Hire and Disadvantaged/Veteran goal.

Project: LB Airport Terminal Improvements Phase 2
 Prime: Swinerton



	LONG BEACH RESIDENT (1st Tier)			GATEWAY CITIES RESIDENT (2nd Tier)			LA/OC RESIDENT (3rd Tier) - Includes Long Beach & Gateway Zip Codes			DISADVANTAGED (Verified by Pacific Gateway)*			VETERAN (Verified by Parsons)*			DISADVANTAGED / VETERAN			TOTAL	
	# Long Beach Worker	% Hours Long Beach Residents	Hours Long Beach	# Gateway Cities Worker	% Hours Gateway Residents	Hours Gateway Cities	# LA/OC Workers	% Hours LA/OC Residents	Hours LA/OC	# Disadvantaged Workers	% Hours Disadvantaged	Hours Disadvantaged	# Veteran Workers	% Hours Veteran	Hours Veteran	# Disadvantaged / Veteran Workers	% Hours Disadvantaged / Veteran	Hours Disadvantaged / Veteran	All Workers	Total Project Hours
Project Total	17	7%	984	56	26%	3906	196	77%	11435	0	0%	0	1	0.5%	74	1	0.5%	74	291	14838
Swinerton	0	0%	0	5	30%	395	15	74%	979	0	0%	0	0	0%	0	0	0%	0	19	1319
Altitude, Inc.	8	66%	144	3	20%	44	15	100%	220	0	0%	0	0	0%	0	0	0%	0	15	220
Architectural Design and Signs	0	0%	0	0	0%	0	0	0%	0	0	0%	0	0	0%	0	0	0%	0	4	40
Badger Daylighting Corp.	0	0%	0	0	0%	0	0	0%	0	0	0%	0	0	0%	0	0	0%	0	1	6
Ball Construction, Inc.	0	0%	0	4	37%	280	11	94%	717	0	0%	0	0	0%	0	0	0%	0	14	766
Baker Electric	1	17%	216	0	0%	0	4	94%	1176	0	0%	0	0	0%	0	0	0%	0	6	1250
Boston Barricade	0	0%	0	0	0%	0	0	0%	0	0	0%	0	0	0%	0	0	0%	0	10	117
C Below	0	0%	0	0	0%	0	3	32%	57	0	0%	0	0	0%	0	0	0%	0	8	175
California Hi-Tech Flooring, Inc.	0	0%	0	1	25%	16	3	63%	40	0	0%	0	0	0%	0	0	0%	0	6	64
Center Concrete Cutting, Inc.	0	0%	0	0	0%	0	1	100%	4	0	0%	0	0	0%	0	0	0%	0	1	4
Connor Concrete Cutting & Coring	0	0%	0	1	64%	7	1	64%	7	0	0%	0	0	0%	0	0	0%	0	2	11
Crown Fence	0	0%	0	7	24%	200	20	88%	741	0	0%	0	0	0%	0	0	0%	0	25	843
Dynamic Mod Construction	0	0%	0	0	0%	0	3	48%	88	0	0%	0	0	0%	0	0	0%	0	6	184
Environmental Construction Group, Inc.	1	32%	20	1	29%	18	3	100%	62	0	0%	0	0	0%	0	0	0%	0	3	62
Ethos Energy Field Services	0	0%	0	2	37%	181	6	97%	469	0	0%	0	0	0%	0	0	0%	0	8	483
Geoboden	0	0%	0	0	0%	0	1	34%	18	0	0%	0	0	0%	0	0	0%	0	3	53
GGG Demolition, Inc.	2	2%	24	6	13%	181	24	86%	1223	0	0%	0	0	0%	0	0	0%	0	30	1421
Gregg Electric, Inc.	1	49%	141	1	6%	16	3	62%	181	0	0%	0	0	0%	0	0	0%	0	4	290
JLS Concrete Pumping	1	100%	24	0	0%	0	1	100%	24	0	0%	0	0	0%	0	0	0%	0	1	24
JMH Engineering & Construction	1	14%	116	5	69%	588	7	100%	848	0	0%	0	0	0%	0	0	0%	0	7	848
Kehoe Testing	1	27%	6	0	0%	0	3	100%	22	0	0%	0	0	0%	0	0	0%	0	3	22
Leko Construction, Inc.	0	0%	0	2	50%	32	3	75%	48	0	0%	0	0	0%	0	0	0%	0	4	64
Marina Landscape, Inc.	0	0%	0	0	0%	0	1	4%	1	0	0%	0	0	0%	0	0	0%	0	4	25
Mike Zarp, Inc.	0	0%	0	0	0%	0	1	50%	35	0	0%	0	0	0%	0	0	0%	0	2	70
Murray Company	0	0%	0	5	26%	909	19	58%	2050	0	0%	0	1	2%	74	1	2%	74	33	3548
Myers & Sons Hi-Way Safety, Inc.	0	0%	0	0	0%	0	2	100%	30	0	0%	0	0	0%	0	0	0%	0	2	30
Ondatje Plastering Contracting	0	0%	0	0	0%	0	1	50%	19	0	0%	0	0	0%	0	0	0%	0	2	38
Pavement Recycling Systems	0	0%	0	0	0%	0	0	0%	0	0	0%	0	0	0%	0	0	0%	0	1	9
Penhall sub to GGG Demolition	0	0%	0	0	0%	0	5	93%	97	0	0%	0	0	0%	0	0	0%	0	6	104
Penhall sub to Murray Company	0	0%	0	0	0%	0	0	0%	0	0	0%	0	0	0%	0	0	0%	0	1	4
Penhall sub to Power One, LLC	0	0%	0	1	23%	8	2	100%	36	0	0%	0	0	0%	0	0	0%	0	2	36
Performance Contracting, Inc.	0	0%	0	0	0%	0	2	100%	41	0	0%	0	0	0%	0	0	0%	0	2	41
Phoenix Landscape	0	0%	0	0	0%	0	2	40%	10	0	0%	0	0	0%	0	0	0%	0	4	25
Power One, LLC	0	0%	0	3	15%	152	10	71%	717	0	0%	0	0	0%	0	0	0%	0	17	1008
Quality Reinforcing	0	0%	0	0	0%	0	0	0%	0	0	0%	0	0	0%	0	0	0%	0	6	57
RJ Noble	0	0%	0	0	0%	0	2	28%	16	0	0%	0	0	0%	0	0	0%	0	5	57
Sasco	1	20%	293	9	59%	879	19	96%	1437	0	0%	0	0	0%	0	0	0%	0	21	1499
Vertical Access, Inc.	0	0%	0	0	0%	0	3	100%	24	0	0%	0	0	0%	0	0	0%	0	3	24

*Percentages reflect workers who are verified as Disadvantaged by Pacific Gateway Workforce Investment Network and Veterans verified by Parsons (per COLB PLA Section 3.5 (c))



Parsons Constructors Inc.

100 West Walnut Street • Pasadena, California 91124 • (626) 440-3000 • Fax: (626) 440-2516

Date: July 24, 2020

To: Jenny Deneva
American Landscape
jdeneva@americanlandscape.com

CC: Kelly Parkins, City of Long Beach
Sandy Palmer, City of Long Beach
Melissa Pyun, City of Long Beach
Brenda Cubillo, City of Long Beach
Don Maurer, Parsons
Rasien Connelly, Parsons
Dan Sloan, Parsons

From: Mandy Oelschlager, Parsons
Mandy.oelschlager@parsons.com

RE: Community Economic Development Efforts at the City of Long Beach
Project: Central Irrigation Renovation
Prime Contractor: American Landscape, Inc.
Attachment: Local Hire & Disadvantaged/Veteran Worker Report

In working toward meeting the City of Long Beach's PLA goals on the City of Long Beach Central Irrigation Renovation project, we are providing you with an update of the current percentages achieved by American Landscape, Inc. and its subcontractors.

We are highlighting those contractors who are exceeding the Local Hire and Disadvantaged/Veteran Goals and those who could use a boost in increasing their numbers. I've attached a summary report for your reference which includes all CPR data received through July 20, 2020.

Project overall Local Resident Goal (40% Goal):

- 1st Tier Zip Codes (Long Beach Zip Codes): Currently 0%
- 2nd Tier Zip Codes (Gateway Cities): Currently 5%
- 3rd Tier Zip Codes (Los Angeles & Orange County – includes Long Beach & Gateway Cities Zip Codes): Currently 70%

Contractors who have submitted CPRs that are currently *exceeding* the City of Long Beach PLA Local Hire Goal of 40% are as follows:

Contractor	1 st Tier Zip Codes	2 nd Tier Zip Codes	3 rd Tier Zip Codes
American Landscape, Inc.	0%	5%	70%

Disadvantaged/Veteran workers (10% Goal): **Currently 0.2%**

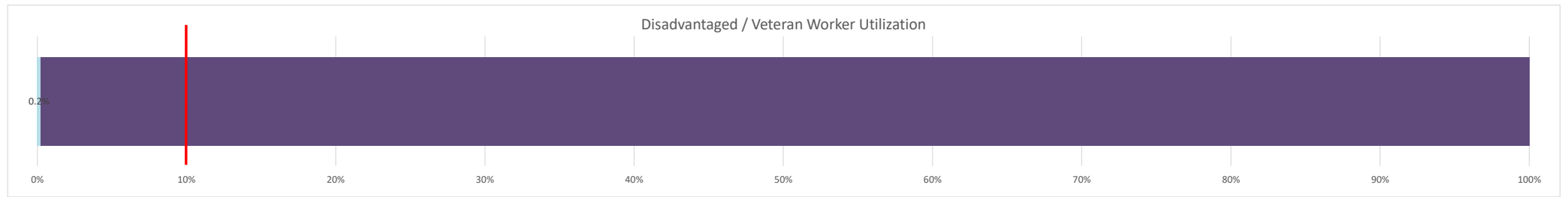
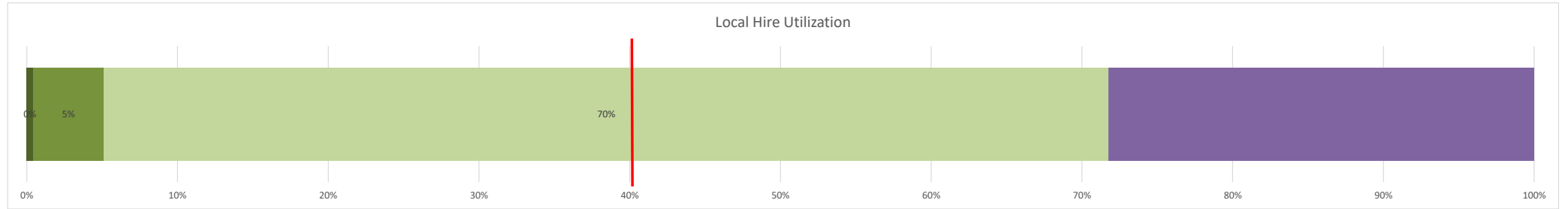
Total Project Hours: 3,616

Total Disadvantaged Hours: 8

Total Veteran Hours: 0

We look forward to working with American Landscape, Inc. toward the achievement of the City of Long Beach's PLA Local Hire and Disadvantaged/Veteran goal.

Project: City of Long Beach - Central Irrigation
 Prime: American Landscape



	LONG BEACH RESIDENT (1st Tier)			GATEWAY CITIES RESIDENT (2nd Tier)			LA/OC RESIDENT (3rd Tier) - includes Long Beach & Gateway Zip Codes			DISADVANTAGED (Verified by Pacific Gateway)*			VETERAN (Verified by Parsons)*			DISADVANTAGED / VETERAN			TOTAL	
	# Long Beach Worker	% Hours Long Beach Residents	Hours Long Beach	# Gateway Cities Worker	% Hours Gateway Residents	Hours Gateway Cities	# LA/OC Workers	% Hours LA/OC Residents	Hours LA/OC	# Disadvantaged Workers	% Hours Disadvantaged	Hours Disadvantaged	# Veteran Workers	% Hours Veteran	Hours Veteran	# Disadvantaged / Veteran Workers	% Hours Disadvantaged / Veteran	Hours Disadvantaged / Veteran	All Workers	Total Project Hours
Project Total	2	0%	16	2	5%	179	10	70%	2540	1	0.2%	8	0	0%	0	1	0.2%	8	12	3616
American Landscape	2	0%	16	2	5%	179	10	70%	2540	1	0%	8	0	0%	0	1	0.2%	8	12	3616

*Percentages reflect workers who are verified as Disadvantaged by Pacific Gateway Workforce Investment Network and Veterans verified by Parsons (per COLB PLA Section 3.5 (c))



Parsons Constructors Inc.

100 West Walnut Street • Pasadena, California 91124 • (626) 440-3000 • Fax: (626) 440-2516

Date: July 24, 2020

To: Bill Klorman
 WM Klorman Construction
 Bklorman@klorman.com

CC: David Kelly, Psomas
 Melissa Pyun, City of Long Beach
 Brenda Cubillo, City of Long Beach
 Don Maurer, Parsons

From: Mandy Oelschlager, Parsons
 Mandy.oelschlager@parsons.com

Rasien Connelly, Parsons
 Dan Sloan, Parsons

RE: Community Economic Development Efforts at the City of Long Beach
 Project: City of Long Beach Civic Center Parking Structure
 Prime Contractor: WM Klorman Construction Corp.
 Attachment: Local Hire & Disadvantaged/Veteran Worker Report

In working toward meeting the City of Long Beach's PLA goals on the City of Long Beach Civic Center Parking Structure project, we are providing you with an update of the current percentages achieved by WM Klorman Construction Corp and its subcontractors.

We are highlighting those contractors who are exceeding the Local Hire and Disadvantaged/Veteran Goals and those who could use a boost in increasing their numbers. I've attached a summary report for your reference which includes all CPR data received through July 20, 2020.

Project overall Local Resident Goal (40% Goal):

- 1st Tier Zip Codes (Long Beach Zip Codes): Currently 9%
- 2nd Tier Zip Codes (Gateway Cities): Currently 27%
- 3rd Tier Zip Codes (Los Angeles & Orange County – includes Long Beach & Gateway Cities Zip Codes): Currently 88%

Contractors who have submitted CPRs that are currently *exceeding* the City of Long Beach PLA Local Hire Goal of 40% are as follows:

Contractor	1 st Tier Zip Codes	2 nd Tier Zip Codes	3 rd Tier Zip Codes
WM Klorman	All Work Subcontracted		
Apollo Electric	1%	0%	57%
Choice Drilling	0%	0%	100%
Condon Johnson & Associates, Inc.	0%	50%	71%
Don Brandel Plumbing, Inc.	0%	27%	100%
Ground Penetrating Radar Systems	100%	0%	100%
JLS Concrete Pumping	0%	0%	100%
Middle Earth Geo Testing	0%	50%	100%
Pacific Waterproofing	0%	0%	50%
Psomas	29%	62%	100%



RE: Community Economic Development Efforts through July 20, 2020
Project: City of Long Beach Civic Center Parking Structure
Prime Contractor: WM Klorman Construction Corp.

Contractor	1 st Tier Zip Codes	2 nd Tier Zip Codes	3 rd Tier Zip Codes
Stantru Resources, Inc.	8%	28%	90%
Twining, Inc.	61%	6%	96%
Unified Inspection & Testing	0%	0%	100%
Wreck Age Demolition	19%	4%	98%

Contractors have submitted Certified Payroll Reports and who are **below 40%** of the PLA Local Hire (Los Angeles & Orange County) Goal:

Contractor	1 st Tier Zip Codes	2 nd Tier Zip Codes	3 rd Tier Zip Codes
J & B Engineers Surveyors	0%	0%	0%

Disadvantaged/Veteran workers (10% Goal): **Currently 0%**

Total Project Hours: 5,051

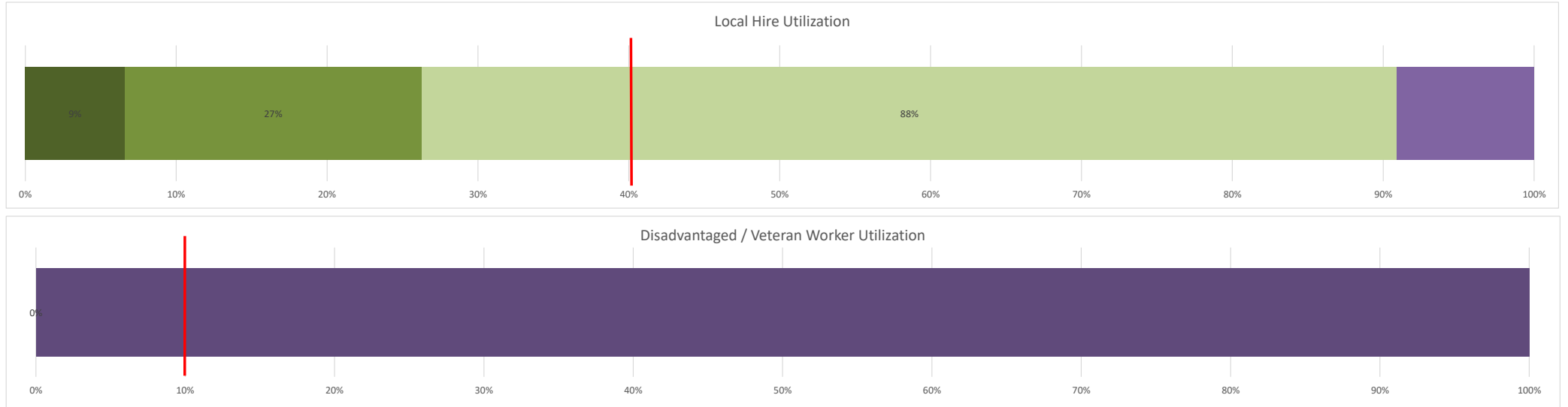
Total Disadvantaged Hours: 0

Total Veteran Hours: 0

The contractors working on this project have 0% verified worker hours that count toward the 10% PLA Disadvantaged / Veteran goal (*percentages reflect workers who are verified as Disadvantaged by Pacific Gateway Workforce Investment Network and Veterans verified by Parsons as per COLB PLA Section 3.5 (c)*).

We look forward to working with WM Klorman Construction Corp. toward the achievement of the City of Long Beach's PLA Local Hire and Disadvantaged/Veteran goal.

Project: City of Long Beach - Civic Center Parking Structure
 Prime: WM Klorman Construction Corp.



	LONG BEACH RESIDENT (1st Tier)			GATEWAY CITIES RESIDENT (2nd Tier)			LA/OC RESIDENT (3rd Tier) - includes Long Beach & Gateway Zip Codes			DISADVANTAGED (Verified by Pacific Gateway)*			VETERAN (Verified by Parsons)*			DISADVANTAGED / VETERAN			TOTAL	
	# Long Beach Worker	% Hours Long Beach Residents	Hours Long Beach	# Gateway Cities Worker	% Hours Gateway Residents	Hours Gateway Cities	# LA/OC Workers	% Hours LA/OC Residents	Hours LA/OC	# Disadvantaged Workers	% Hours Disadvantaged	Hours Disadvantaged	# Veteran Workers	% Hours Veteran	Hours Veteran	# Disadvantaged / Veteran Workers	% Hours Disadvantaged / Veteran	Hours Disadvantaged / Veteran	All Workers	Total Project Hours
Project Total	8	9%	451	16	27%	1351	66	88%	4428	0	0%	0	0	0%	0	0	0%	0	81	5051
WM Klorman Construction																				
Apollo Electric	1	1%	4	0	0%	0	3	57%	164	0	0%	0	0	0%	0	0	0%	0	6	288
Choice Drilling, Inc.	0	0%	0	0	0%	0	1	100%	15	0	0%	0	0	0%	0	0	0%	0	1	15
Condon Johnson & Associates, Inc.	0	0%	0	3	50%	154	6	71%	219	0	0%	0	0	0%	0	0	0%	0	8	310
Don Brandel Plumbing, Inc.	0	0%	0	2	27%	72	6	100%	262	0	0%	0	0	0%	0	0	0%	0	6	262
Ground Penetrating Radar Systems, LLC	1	100%	24	0	0%	0	1	100%	24	0	0%	0	0	0%	0	0	0%	0	1	24
J & B Engineers Surveyors	0	0%	0	0	0%	0	0	0%	0	0	0%	0	0	0%	0	0	0%	0	1	14
JLS Concrete Pumping	0	0%	0	0	0%	0	1	100%	2	0	0%	0	0	0%	0	0	0%	0	1	2
Middle Earth Geo Testing, Inc.	0	0%	0	1	50%	5	2	100%	9	0	0%	0	0	0%	0	0	0%	0	2	9
Pacific Waterproofing & Restoration, Inc.	0	0%	0	0	0%	0	1	50%	7	0	0%	0	0	0%	0	0	0%	0	2	13
Psomas	1	29%	19	3	62%	41	5	100%	66	0	0%	0	0	0%	0	0	0%	0	5	66
Stantru Resources, Inc.	4	8%	290	6	28%	1068	33	90%	3465	0	0%	0	0	0%	0	0	0%	0	40	3846
Twining, Inc.	1	61%	114	1	6%	12	6	96%	180	0	0%	0	0	0%	0	0	0%	0	7	187
Unified Inspection & Testing, Inc.	0	0%	0	0	0%	0	1	100%	16	0	0%	0	0	0%	0	0	0%	0	1	16
Wreck Age Demolition, Inc.	5	19%	172	1	4%	32	8	98%	872	0	0%	0	0	0%	0	0	0%	0	9	888

*Percentages reflect workers who are verified as Disadvantaged by Pacific Gateway Workforce Investment Network and Veterans verified by Parsons (per COLB PLA Section 3.5 (c))



Parsons Constructors Inc.

100 West Walnut Street • Pasadena, California 91124 • (626) 440-3000 • Fax: (626) 440-2516

Date: July 24, 2020

To: Jonathan Kliora
 USS Cal Builders, Inc.
 JKliora@usscalbuilders.com

CC: Robert Fiege, City of Long Beach
 Brenda Cubillo, City of Long Beach
 Tony Resendez, City Long Beach
 Melissa Pyun, City of Long Beach
 Dan Sloan, Parsons
 Don Maurer, Parsons
 Rasien Connelly, Parsons

From: Mandy Oelschlager, Parsons
 Mandy.oelschlager@parsons.com

RE: Community Economic Development Efforts at the City of Long Beach
 Project: Houghton Park Community Center (R-7113)
 Prime Contractor: USS Cal Builders, Inc.
 Attachment: Local Hire & Disadvantaged/Veteran Worker Report

In working toward meeting the City of Long Beach's PLA goals on the Houghton Park Community Center project, we are providing you with an update of the current percentages achieved by USS Cal Builders, Inc. and its subcontractors.

We are highlighting those contractors who are exceeding the Local Hire and Disadvantaged/Veteran Goals and those who could use a boost in increasing their numbers. I've attached a summary report for your reference which includes all CPR data received through June 19, 2020.

Project overall Local Resident Goal (40% Goal):

- 1st Tier Zip Codes (Long Beach Zip Codes): Currently 17%
- 2nd Tier Zip Codes (Gateway Cities): Currently 19%
- 3rd Tier Zip Codes (Los Angeles & Orange County – includes Long Beach & Gateway Cities Zip Codes): Currently 68%

Contractors who have submitted CPRs that are currently *exceeding* the City of Long Beach PLA Local Hire Goal of 40% are as follows:

Contractor	1 st Tier Zip Codes	2 nd Tier Zip Codes	3 rd Tier Zip Codes
USS Cal Builders	32%	31%	82%
A1 Quality Blinds	0%	0%	100%
Abdellatif	39%	4%	96%
Adkan Engineering	0%	0%	82%
Apex	0%	0%	66%
Dittemore Insulation	0%	0%	42%
Donald M. Hoover Company	0%	8%	88%
Eco Bay	50%	25%	100%
El Camino Paving	5%	15%	83%



RE: Community Economic Development Efforts through July 20, 2020
 Project: Houghton Park Community Center
 Prime Contractor: USS Cal Builders, Inc.

Contractor	1 st Tier Zip Codes	2 nd Tier Zip Codes	3 rd Tier Zip Codes
Electro Construction Services	22%	14%	65%
Energy Control Services	14%	19%	100%
Frank S. Smith Masonry, Inc.	6%	18%	76%
Gama Contracting Services	3%	22%	49%
Granitex	4%	9%	55%
JE Snyder Electric, Inc.	50%	0%	100%
Letner Roofing	4%	41%	76%
Marina Landscape	31%	1%	88%
New Star	0%	20%	100%
Northstar Contracting, Inc.	58%	32%	100%
Pennsylvania Coatings	12%	20%	53%
Platinum Contracting	0%	9%	51%
PSI3G Inc.	0%	0%	100%
Rainbow Glazing	2%	38%	88%
Sav On Sign	0%	0%	100%
Shell	0%	0%	100%
So Cal Industries	66%	0%	98%
SR Bray dba Power Plus	0%	0%	90%
Stonerock Tile, Inc.	0%	25%	83%
Upland Contracting	17%	0%	74%
YTI Enterprises, Inc.	0%	70%	100%

Contractors have submitted Certified Payroll Reports and who are **below 40%** of the PLA Local Hire (Los Angeles & Orange County) Goal:

Contractor	1 st Tier Zip Codes	2 nd Tier Zip Codes	3 rd Tier Zip Codes
AM Glazing	0%	0%	0%
Full Spectrum, Inc.	0%	7%	25%
Hamilton Ceiling System	0%	0%	3%
JLM Installation	0%	4%	34%
KSU	0%	24%	39%
Ochoa Striping	0%	0%	0%
Post Earthworks	9%	5%	32%
Stanton Utilities	0%	0%	5%
Sunbelt Flooring, Inc.	0%	10%	38%

Disadvantaged/Veteran workers (10% Goal): **Currently 0.3%**

Total Project Hours: 31,782

Total Disadvantaged Hours: 101

Total Veteran Hours: 0



RE: Community Economic Development Efforts through July 20, 2020

Project: Houghton Park Community Center
Prime Contractor: USS Cal Builders, Inc.

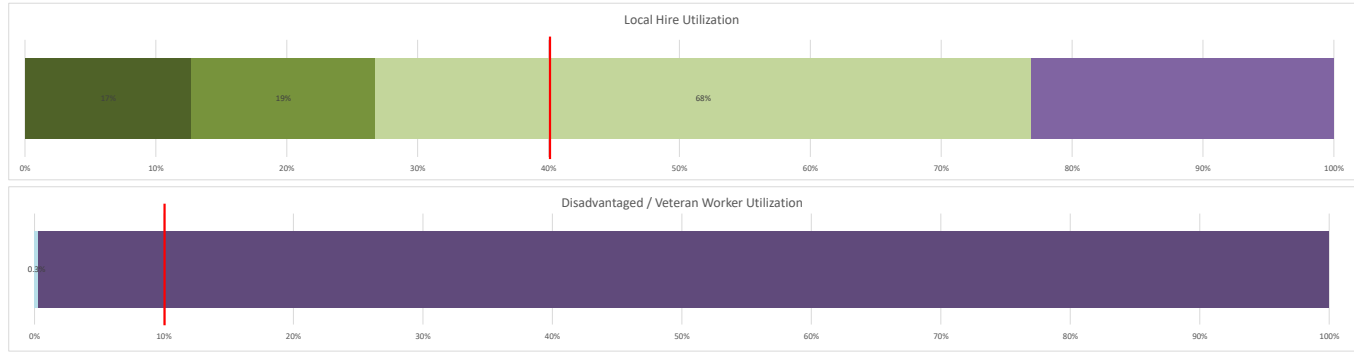
Contractors who are working toward and exceeding the **PLA Disadvantaged/Veteran goal of 10%**:
(percentages reflect workers who are verified as Disadvantaged or Veteran for the hours performed by each contractor)

- El Camino Paving: 15%
- Post Earthworks: 3%
- Rainbow Glazing: 3%
- Sav-On Sign: 61%

The remaining contractors working on this project have 0% verified worker hours that count toward the 10% PLA Disadvantaged / Veteran goal *(percentages reflect workers who are verified as Disadvantaged by Pacific Gateway Workforce Investment Network and Veterans verified by Parsons as per COLB PLA Section 3.5 (c))*.

We look forward to working with USS Cal Builders, Inc. toward the achievement of the City of Long Beach's PLA Local Hire and Disadvantaged/Veteran goal.

Project: City of Long Beach - Houghton Park Community Center
 Prime: USS Cal Builders



	LONG BEACH RESIDENT (1st Tier)			GATEWAY CITIES RESIDENT (2nd Tier)			LA/OC RESIDENT (3rd Tier) - Includes Long Beach (Gateway 217 Cities)			DISADVANTAGED (Verified by Pacific Gateway)*			VETERAN (Verified by Parsons)*			DISADVANTAGED / VETERAN*			TOTAL	
	# Long Beach Worker	% Hours Long Beach Residents	Hours Long Beach	# Gateway Cities Worker	% Hours Gateway Residents	Hours Gateway Cities	# LA/OC Workers	% Hours LA/OC Residents	Hours LA/OC	# Disadvantaged Workers	% Hours Disadvantaged	Hours Disadvantaged	# Veteran Workers	% Hours Veteran	Hours Veteran	# Disadvantaged / Veteran Workers	% Hours Disadvantaged / Veteran	Hours Disadvantaged / Veteran	All Workers	Total Project Hours
Project Total	44	17%	5,526	65	19%	6,090	306	68%	21,743	5	0.3%	101	0	0%	0	5	0.3%	101	439	31,782
USS Cal Builders	12	32%	3928	10	31%	3772	36	82%	10082	0	0%	0	0	0%	0	0	0%	0	49	12290
A1 Quality Blinds	0	0%	0	0	0%	0	1	100%	8	0	0%	0	0	0%	0	0	0%	0	1	8
Abdelatif	3	39%	313	2	4%	33	12	96%	778	0	0%	0	0	0%	0	0	0%	0	13	810
Adkan	0	0%	0	0	0%	0	2	82%	119	0	0%	0	0	0%	0	0	0%	0	6	145
AM Glazing	0	0%	0	0	0%	0	0	0%	0	0	0%	0	0	0%	0	0	0%	0	4	480
Apex	0	0%	0	0	0%	0	9	66%	196	0	0%	0	0	0%	0	0	0%	0	11	296
Ditmore Insulation Contractors, Inc.	0	0%	0	0	0%	0	3	42%	23	0	0%	0	0	0%	0	0	0%	0	5	55
Donald M. Hoover Company	0	0%	0	1	8%	16	5	88%	170	0	0%	0	0	0%	0	0	0%	0	8	194
Eco Bay	2	50%	32	1	25%	16	4	100%	64	0	0%	0	0	0%	0	0	0%	0	4	64
El Camino Paving	1	5%	10	2	15%	27	9	83%	154	1	15%	27	0	0%	0	1	15%	27	13	184
Electro Construction Corp.	1	22%	156	1	14%	105	6	65%	472	0	0%	0	0	0%	0	0	0%	0	8	726
Energy Control Services	1	14%	141	2	19%	189	8	100%	983	0	0%	0	0	0%	0	0	0%	0	8	983
Frank S. Smith Masonry, Inc.	1	6%	16	2	18%	52	11	76%	219	0	0%	0	0	0%	0	0	0%	0	15	288
Full Spectrum, Inc.	0	0%	0	1	7%	48	4	25%	166	0	0%	0	0	0%	0	0	0%	0	11	675
Gama Contracting Services, Inc.	1	3%	12	1	22%	86	3	49%	194	0	0%	0	0	0%	0	0	0%	0	6	400
Granitex	3	4%	193.5	7	9%	421.5	31	55%	2473	0	0%	0	0	0%	0	0	0%	0	42	4503
Hamilton Ceiling System	0	0%	0	0	0%	0	1	3%	8	0	0%	0	0	0%	0	0	0%	0	9	245
JE Snyder Electric, Inc.	1	50%	8	0	0%	0	2	100%	16	0	0%	0	0	0%	0	0	0%	0	2	16
JLM Installation	0	0%	0	1	4%	4	3	34%	36	0	0%	0	0	0%	0	0	0%	0	8	106
KSU	0	0%	0	1	24%	77	2	39%	125	0	0%	0	0	0%	0	0	0%	0	7	320
Letner Roofing	2	4%	35	8	41%	375	21	76%	691	0	0%	0	0	0%	0	0	0%	0	33	909
Marina Landscape	4	31%	378	1	1%	9	33	88%	1077	0	0%	0	0	0%	0	0	0%	0	39	1223
New Star	0	0%	0	4	20%	54	10	100%	275	0	0%	0	0	0%	0	0	0%	0	10	275
Northstar Contracting Group, Inc.	2	58%	44	1	32%	24	4	100%	76	0	0%	0	0	0%	0	0	0%	0	4	76
Ochoa Striping Services, Inc.	0	0%	0	0	0%	0	0	0%	0	0	0%	0	0	0%	0	0	0%	0	2	4
Pennsylvania Coatings	3	12%	152	5	20%	248	12	53%	656	0	0%	0	0	0%	0	0	0%	0	14	1240
Platinum Contracting	0	0%	0	6	9%	273	25	51%	1608	0	0%	0	0	0%	0	0	0%	0	37	3152
Post Earthworks	1	9%	60	2	5%	32	6	32%	228	1	3%	24	0	0%	0	1	3%	24	12	704
PSIG Inc. dba Partition Specialties Inc.	0	0%	0	0	0%	0	2	100%	18	0	0%	0	0	0%	0	0	0%	0	2	18
Rainbow Glazing	1	2%	8	2	38%	192	11	88%	448	1	3%	16	0	0%	0	1	3%	16	12	508
Sav-On Sign	0	0%	0	2	0%	0	3	100%	56	2	61%	34	0	0%	0	2	61%	34	3	56
Shell	0	0%	0	0	0%	0	1	100%	8	0	0%	0	0	0%	0	0	0%	0	1	8
So Cal Industries	4	66%	18.5	0	0%	0	6	98%	28	0	0%	0	0	0%	0	0	0%	0	7	28
SR Bray dba Power Plus	0	0%	0	0	0%	0	5	90%	30	0	0%	0	0	0%	0	0	0%	0	6	33
Stanton Utilities	0	0%	0	0	0%	0	2	5%	20	0	0%	0	0	0%	0	0	0%	0	4	368
Stonerock Tile, Inc.	0	0%	0	1	25%	24	4	83%	80	0	0%	0	0	0%	0	0	0%	0	5	96
Sunbelt Flooring, Inc.	0	0%	0	1	10%	16	3	38%	64	0	0%	0	0	0%	0	0	0%	0	8	168
Upland Contracting	1	17%	22	0	0%	0	6	74%	98	0	0%	0	0	0%	0	0	0%	0	10	132
YTI Enterprises, Inc.	0	0%	0	2	70%	38	3	100%	54	0	0%	0	0	0%	0	0	0%	0	3	54

*Percentages reflect workers who are verified as Disadvantaged by Pacific Gateway Workforce Investment Network and Veterans verified by Parsons (per COLB PLA Section 3.5 (c))



Parsons Constructors Inc.

100 West Walnut Street • Pasadena, California 91124 • (626) 440-3000 • Fax: (626) 440-2516

Date: July 24, 2020

To: Scott Mothershed
 Reyes Construction, Inc.
 smothershed@reyesconstruction.com

CC: Theresa Hernandez, Reyes Construction
 Mahmoud Akhavain, Harris & Assoc.
 Michelle Harati, Harati Solutions
 Mouhsen Habib, City of Long Beach
 Melissa Pyun, City of Long Beach
 Brenda Cubillo, City of Long Beach
 Dan Sloan, Parsons
 Don Maurer, Parsons
 Rasien Connelly, Parsons

From: Mandy Oelschlager, Parsons
 Mandy.oelschlager@parsons.com

RE: Community Economic Development Efforts at the City of Long Beach
 Project: City of Long Beach Naples Island Permanent Seawall Rebuild Phase 2
 Prime Contractor: Reyes Construction, Inc.
 Attachment: Local Hire & Disadvantaged/Veteran Worker Report

In working toward meeting the City of Long Beach's PLA goals on the City of Long Beach Naples Island Permanent Seawall Rebuild Phase 2 project, we are providing you with an update of the current percentages achieved by Reyes Construction, Inc. and its subcontractors.

We are highlighting those contractors who are exceeding the Local Hire and Disadvantaged/Veteran Goals and those who could use a boost in increasing their numbers. I've attached a summary report for your reference which includes all CPR data received through July 20, 2020.

Project overall Local Resident Goal (40% Goal):

- 1st Tier Zip Codes (Long Beach Zip Codes): Currently 9%
- 2nd Tier Zip Codes (Gateway Cities): Currently 14%
- 3rd Tier Zip Codes (Los Angeles & Orange County – includes Long Beach & Gateway Cities Zip Codes): Currently 56%

Contractors who have submitted CPRs that are currently *exceeding* the City of Long Beach PLA Local Hire Goal of 40% are as follows:

Contractor	1 st Tier Zip Codes	2 nd Tier Zip Codes	3 rd Tier Zip Codes
Reyes Construction, Inc.	7%	15%	55%
Allied Steel Company	0%	37%	77%
Blue Iron	0%	0%	55%
Forkert Engineering & Surveying	0%	3%	91%
Global Diving & Salvage	89%	0%	89%
Gonsalves & Santucci dba Conco	4%	0%	96%
Marina Landscape	0%	0%	67%



RE:	Community Economic Development Efforts through July 20, 2020
Project:	City of Long Beach Naples Island Permanent Sewall Rebuild Phase 2
Prime Contractor:	Reyes Construction, Inc.

Contractor	1 st Tier Zip Codes	2 nd Tier Zip Codes	3 rd Tier Zip Codes
Monroy Steel, Inc.	0%	12%	42%
MSL Electric	0%	13%	52%
Penhall	0%	12%	100%

Contractors have submitted Certified Payroll Reports and who are **below 40%** of the PLA Local Hire (Los Angeles & Orange County) Goal:

Contractor	1 st Tier Zip Codes	2 nd Tier Zip Codes	3 rd Tier Zip Codes
QC Southwest	0%	0%	0%

Disadvantaged/Veteran workers (10% Goal): **Currently 11%**

Total Project Hours: 25,168

Total Disadvantaged Hours: 1,099

Total Veteran Hours: 1,687

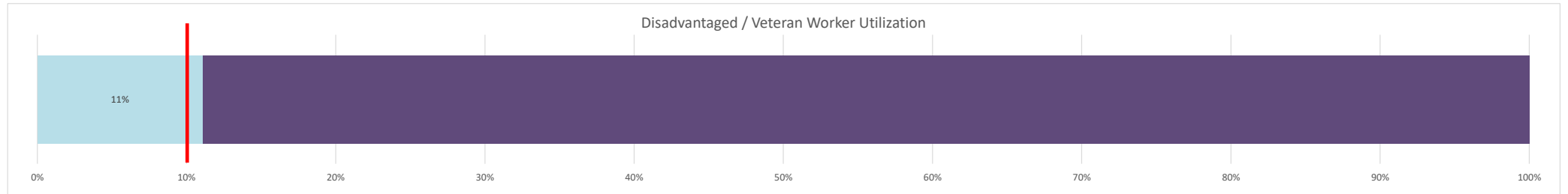
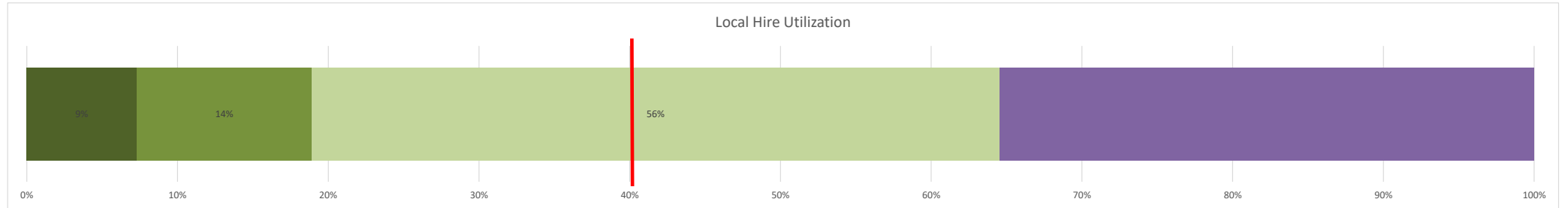
Contractors who are working toward and exceeding the **PLA Disadvantaged/Veteran goal of 10%**:
(percentages reflect workers who are verified as Disadvantaged or Veteran for the hours performed by each contractor)

- Reyes Construction: 13%
- MSL Electric: 0.4%

The remaining contractors working on this project have 0% verified worker hours that count toward the 10% PLA Disadvantaged / Veteran goal *(percentages reflect workers who are verified as Disadvantaged by Pacific Gateway Workforce Investment Network and Veterans verified by Parsons as per COLB PLA Section 3.5 (c)).*

We look forward to working with Reyes Construction, Inc. toward the achievement of the City of Long Beach's PLA Local Hire and Disadvantaged/Veteran goal.

Project: City of Long Beach - Naples Seawall Rebuild Phase 2
 Prime: Reyes Construction, Inc.



	LONG BEACH RESIDENT (1st Tier)			GATEWAY CITIES RESIDENT (2nd Tier)			LA/OC RESIDENT (3rd Tier) - includes Long Beach & Gateway Zip Codes			DISADVANTAGED (Verified by Pacific Gateway)*			VETERAN (Verified by Parsons)*			DISADVANTAGED / VETERAN			TOTAL	
	# Long Beach Worker	% Hours Long Beach Residents	Hours Long Beach	# Gateway Cities Worker	% Hours Gateway Residents	Hours Gateway Cities	# LA/OC Workers	% Hours LA/OC Residents	Hours LA/OC	# Disadvantaged Workers	% Hours Disadvantaged	Hours Disadvantaged	# Veteran Workers	% Hours Veteran	Hours Veteran	# Disadvantaged / Veteran Workers	% Hours Disadvantaged / Veteran	Hours Disadvantaged / Veteran	All Workers	Total Project Hours
Project Total	10	9%	2265	14	14%	3598	72	56%	14162	1	4%	1,099	4	7%	1,687	5	11%	2786	121	25168
Reyes Construction, Inc.	4	7%	1524	7	15%	3313	32	55%	11734	1	5%	1099	3	8%	1684	4	13%	2783	61	21391
Allied Steel Company	0	0%	0	2	37%	78	4	77%	164	0	0%	0	0	0%	0	0	0%	0	6	212
Blue Iron	0	0%	0	0	0%	0	2	55%	328	0	0%	0	0	0%	0	0	0%	0	4	598
Forkert Engineering & Surveying	0	0%	0	1	3%	9	6	91%	253	0	0%	0	0	0%	0	0	0%	0	7	279
Global Diving & Salvage, Inc.	5	89%	733	0	0%	0	5	89%	733	0	0%	0	0	0%	0	0	0%	0	9	824
Gonsalves & Santucci dba Conco Pumping	1	4%	8	0	0%	0	6	96%	179	0	0%	0	0	0%	0	0	0%	0	7	187
Marina Landscape	0	0%	0	0	0%	0	1	67%	16	0	0%	0	0	0%	0	0	0%	0	2	24
Monroy Steel, Inc.	0	0%	0	1	12%	100	4	42%	346	0	0%	0	0	0%	0	0	0%	0	8	828
MSL Electric	0	0%	0	2	13%	93	8	52%	366	0	0%	0	1	0%	3	1	0.4%	3	12	704
Penhall Company	0	0%	0	1	12%	5	4	100%	45	0	0%	0	0	0%	0	0	0%	0	4	45
QC Southwest	0	0%	0	0	0%	0	0	0%	0	0	0%	0	0	0%	0	0	0%	0	1	77

*Percentages reflect workers who are verified as Disadvantaged by Pacific Gateway Workforce Investment Network and Veterans verified by Parsons (per COLB PLA Section 3.5 (c))