



**Parsons Constructors Inc.**

100 West Walnut Street • Pasadena, California 91124 • (626) 440-3000 • Fax: (626) 440-2516

Date: August 30, 2021

To: Kevin Shirali  
 Klassic Engineering & Construction  
 klassicplans@gmail.com

CC: Gina Tak, Klassic Engineering  
 Dino D’Emilia, Ardurra  
 Dustin Blackwell, Ardurra  
 Angelica Dominguez, City of Long Beach  
 Tony Resendez, City of Long Beach  
 Melissa Pyun, City of Long Beach  
 Dan Sloan, Parsons

From: Tara Neumann, Parsons  
 Tara.Neumann@parsons.com

**RE: Community Economic Development Efforts at the City of Long Beach**  
**Project: City of Long Beach Alamitos Beach Concession Building**  
**Prime Contractor: Klassic Engineering & Construction, Inc.**  
**Attachment: Local Hire & Disadvantaged/Veteran Worker Report**

In working toward meeting the City of Long Beach's PLA goals on the City of Long Beach Alamitos Beach Concession Building project, we are providing you with an update of the current percentages achieved by Klassic Engineering & Construction, Inc. and its subcontractors.

We are highlighting those contractors who are exceeding the Local Hire and Disadvantaged/Veteran Goals and those who could use a boost in increasing their numbers. I've attached a summary report for your reference which includes all CPR data received through August 20, 2021.

This project is funded with Tidelands funds, therefore the COLB, PLA Article 3, Section 3.5(a)(1) is applicable. “Where Project Work is funded in full or in part by the State of California Tidelands funds, the term Local Resident, as used in this section shall mean an individual whose primary place of residence is within the Counties of Los Angeles or Orange”.

**Project overall Local Resident Goal (40% Goal):**

- 3<sup>rd</sup> Tier Zip Codes (Los Angeles & Orange County – includes Long Beach & Gateway Cities Zip Codes): Currently 66%
- 1<sup>st</sup> Tier Zip Codes: (Long Beach Zip Codes): Currently 7%
- 2<sup>nd</sup> Tier Zip Codes (Gateway Cities): Currently 20%

Contractors who have submitted CPRs that are currently *exceeding* the City of Long Beach PLA Local Hire Goal of 40% are as follows:

Contractor	1 <sup>st</sup> Tier Zip Codes	2 <sup>nd</sup> Tier Zip Codes	3 <sup>rd</sup> Tier Zip Codes
Klassic Engineering & Construction	10%	17%	62%
Abdellatif Enterprises, Inc.	3%	34%	79%
Alliance Electric	21%	4%	97%
Apex Fire Protection, Inc.	9%	0%	100%
Karcher Insulation	0%	0%	100%
Koppl Pipeline Services	0%	0%	100%



<b>RE:</b>	<b>Community Economic Development Efforts through August 20, 2021</b>
Project:	City of Long Beach Alamitos Beach Concession Building
Prime Contractor:	Klassic Engineering & Construction, Inc.

Contractor	1 <sup>st</sup> Tier Zip Codes	2 <sup>nd</sup> Tier Zip Codes	3 <sup>rd</sup> Tier Zip Codes
KSU Corporation	0%	38%	84%
La Tour Builders, Inc.	0%	0%	63%
Marina Landscape	1%	4%	75%
New Art Construction, Inc.	0%	0%	100%
PGC Construction Inc.	0%	16%	46%
Schindler Elevator Corp.	0%	0%	50%
Simco Mechanical	0%	36%	100%
Troyer Contracting, Inc.	6%	42%	77%
Upland Contracting, Inc.	35%	2%	56%

Contractors have submitted Certified Payroll Reports and who are **below 40%** of the PLA Local Hire (Los Angeles & Orange County) Goal:

Contractor	1 <sup>st</sup> Tier Zip Codes	2 <sup>nd</sup> Tier Zip Codes	3 <sup>rd</sup> Tier Zip Codes
Demolition Specialists, Inc.	0%	0%	<b>14%</b>
Fusion Sign & Design	0%	0%	<b>37%</b>
JA Lynch Masonry, Inc.	0%	15%	<b>39%</b>
J & C Environmental	0%	0%	<b>0%</b>
Superior Door	0%	17%	<b>17%</b>

Disadvantaged/Veteran workers (10% Goal): **Currently 7%**

Total Project Hours: 19,477

Total Disadvantaged Hours: 0

Total Veteran Hours: 1,294

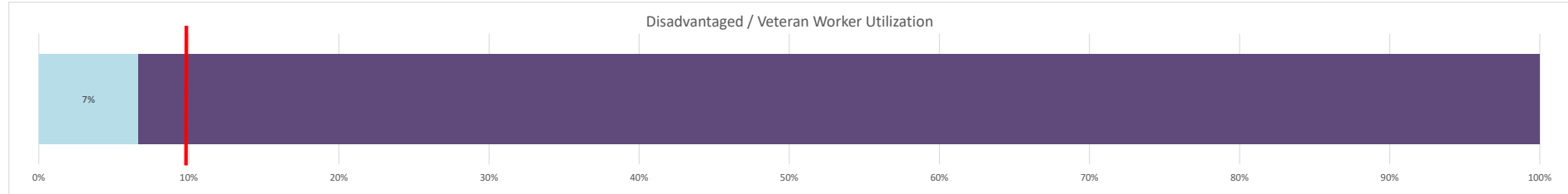
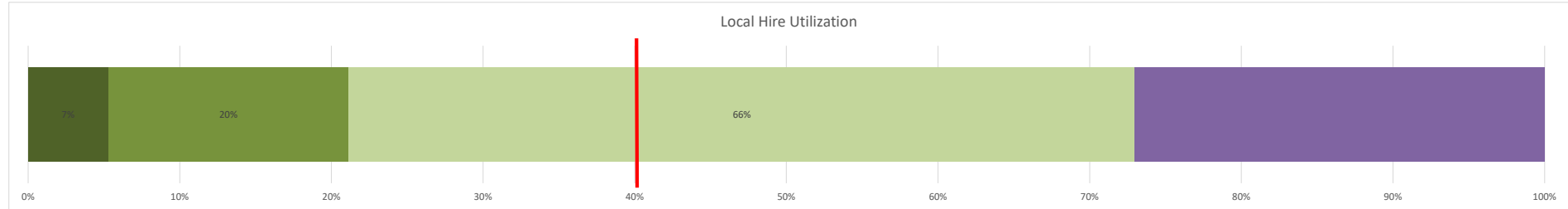
Contractors who are working toward and exceeding the **PLA Disadvantaged/Veteran goal of 10%**: *(percentages reflect workers who are verified as Disadvantaged or Veteran for the hours performed by each contractor)*

- Klassic Engineering & Construction, Inc.: 13%
- Abdellatif Enterprises: 1%
- JA Lynch Masonry, Inc.: 23%

The remaining contractors working on this project have 0% verified worker hours that count toward the 10% PLA Disadvantaged / Veteran goal *(percentages reflect workers who are verified as Disadvantaged by Pacific Gateway Workforce Investment Network and Veterans verified by Parsons as per COLB PLA Section 3.5 (c)).*

We look forward to working with Klassic Engineering & Construction, Inc. toward the achievement of the City of Long Beach's PLA Local Hire and Disadvantaged/Veteran goal.

Project: City of Long Beach - Alamitos Beach Concession Building  
 Prime: Klassic Engineering & Construction, Inc.



	LONG BEACH RESIDENT (1st Tier)			GATEWAY CITIES RESIDENT (2nd Tier)			LA/OC RESIDENT (3rd Tier) - includes Long Beach & Gateway Zip Codes			DISADVANTAGED (Verified by Pacific Gateway)*			VETERAN (Verified by Parsons)*			DISADVANTAGED / VETERAN			TOTAL	
	# Long Beach Worker	% Hours Long Beach Residents	Hours Long Beach	# Gateway Cities Worker	% Hours Gateway Residents	Hours Gateway Cities	# LA/OC Workers	% Hours LA/OC Residents	Hours LA/OC	# Disadvantaged Workers	% Hours Disadvantaged	Hours Disadvantaged	# Veteran Workers	% Hours Veteran	Hours Veteran	# Disadvantaged / Veteran Workers	% Hours Disadvantaged / Veteran	Hours Disadvantaged / Veteran	All Workers	Total Project Hours
<b>Project Total</b>	<b>19</b>	<b>7%</b>	<b>1305</b>	<b>34</b>	<b>20%</b>	<b>3919</b>	<b>173</b>	<b>66%</b>	<b>12806</b>	<b>0</b>	<b>0%</b>	<b>0</b>	<b>4</b>	<b>7%</b>	<b>1,294</b>	<b>4</b>	<b>7%</b>	<b>1294</b>	<b>243</b>	<b>19477</b>
Klassic Engineering & Construction, Inc.	9	10%	884	7	17%	1412	47	62%	5262	0	0%	0	2	13%	1127	2	13%	1127	60	8472
Abdellatif Enterprises, Inc.	1	3%	88	5	34%	1087	20	79%	2501	0	0%	0	1	1%	24	1	1%	24	24	3152
Alliance Electric	2	21%	120	1	4%	25	6	97%	554	0	0%	0	0	0%	0	0	0%	0	7	570
Apex Fire Protection, Inc.	1	9%	24	0	0%	0	10	100%	282	0	0%	0	0	0%	0	0	0%	0	10	282
Demolition Specialist, Inc.	0	0%	0	0	0%	0	1	14%	21	0	0%	0	0	0%	0	0	0%	0	5	146
Fusion Sign & Design	0	0%	0	0	0%	0	1	37%	22	0	0%	0	0	0%	0	0	0%	0	3	59
J & C Environmental	0	0%	0	0	0%	0	0	0%	0	0	0%	0	0	0%	0	0	0%	0	1	4
JA Lynch Masonry, Inc.	0	0%	0	1	15%	92	7	39%	244	0	0%	0	1	23%	143	1	23%	143	11	626
Karcher Insulation	0	0%	0	0	0%	0	1	100%	7	0	0%	0	0	0%	0	0	0%	0	1	7
Koppl Pipeline Services, Inc.	0	0%	0	0	0%	0	2	100%	6	0	0%	0	0	0%	0	0	0%	0	2	6
KSU Corporation	0	0%	0	1	38%	162	6	84%	360	0	0%	0	0	0%	0	0	0%	0	11	429
La Tour Builders, Inc.	0	0%	0	0	0%	0	3	63%	426	0	0%	0	0	0%	0	0	0%	0	6	675
Marina Landscape	1	1%	8	3	4%	30	16	75%	526	0	0%	0	0	0%	0	0	0%	0	22	697
New Art Construction, Inc.	0	0%	0	0	0%	0	1	100%	7	0	0%	0	0	0%	0	0	0%	0	1	7
PGC Construction Inc.	0	0%	0	1	16%	347	8	46%	982	0	0%	0	0	0%	0	0	0%	0	18	2130
Schindler Elevator Corporation	0	0%	0	0	0%	0	1	50%	56	0	0%	0	0	0%	0	0	0%	0	2	112
Simco Mechanical	0	0%	0	2	36%	40	7	100%	112	0	0%	0	0	0%	0	0	0%	0	7	112
Superior Door	0	0%	0	1	17%	16	1	17%	16	0	0%	0	0	0%	0	0	0%	0	4	94
Troyer Contracting, Inc.	2	6%	103	9	42%	703	23	77%	1296	0	0%	0	0	0%	0	0	0%	0	29	1674
Upland Contracting, Inc.	3	35%	78	3	2%	5	12	56%	126	0	0%	0	0	0%	0	0	0%	0	19	224

\*Percentages reflect workers who are verified as Disadvantaged by Pacific Gateway Workforce Investment Network and Veterans verified by Parsons (per COLB PLA Section 3.5 (c))



**Parsons Constructors Inc.**

100 West Walnut Street • Pasadena, California 91124 • (626) 440-3000 • Fax: (626) 440-2516

Date: August 28, 2021

To: Jose Acosta  
Swinerton Builders  
jacosta@swinerton.com

From: Tara Neumann, Parsons  
Tara.Neumann@parsons.com

CC: Edward Einem, Swinerton Builders  
Lupe Navarro, Swinerton Builders  
Virginia Mercado, Swinerton Builders  
Richard Panos, Anser Advisory  
Jared Kemp, Anser Advisory  
Melissa Pyun, City of Long Beach  
Rasien Connelly, Parsons  
Dan Sloan, Parsons

**RE: Community Economic Development Efforts at the City of Long Beach**  
Project: City of Long Beach Airport Terminal Improvements Phase II  
Prime Contractor: Swinerton Builders  
Attachment: Local Hire & Disadvantaged/Veteran Worker Report

In working toward meeting the City of Long Beach's PLA goals on the City of Long Beach Airport Terminal Improvements Phase II project, we are providing you with an update of the current percentages achieved by Swinerton Builders and its subcontractors.

We are highlighting those contractors who are exceeding the Local Hire and Disadvantaged/Veteran Goals and those who could use a boost in increasing their numbers. I've attached a summary report for your reference which includes all CPR data received through August 20, 2021.

Project overall Local Resident Goal (40% Goal):

- 1<sup>st</sup> Tier Zip Codes (Long Beach Zip Codes): Currently 9%
- 2<sup>nd</sup> Tier Zip Codes (Gateway Cities): Currently 24%
- 3<sup>rd</sup> Tier Zip Codes (Los Angeles & Orange County – includes Long Beach & Gateway Cities Zip Codes): Currently 79%

Contractors who have submitted CPRs that are currently *exceeding* the City of Long Beach PLA Local Hire Goal of 40% are as follows:

Contractor	1 <sup>st</sup> Tier Zip Codes	2 <sup>nd</sup> Tier Zip Codes	3 <sup>rd</sup> Tier Zip Codes
Swinerton	0%	11%	66%
Acco Engineered Systems	39%	12%	82%
Advanced Cable Solutions, Inc.	0%	75%	100%
Altitude, Inc.	40%	26%	100%
Applied Engineering Concepts	0%	0%	100%
Baker Electric	23%	8%	90%
Baker Electric (Amadeus)	25%	0%	75%
Bali Construction	0%	42%	86%



**RE: Community Economic Development Efforts through August 20, 2021**

Project: Long Beach Airport Terminal Phase II  
 Prime Contractor: Swinerton Builders

<b>Contractor</b>	<b>1<sup>st</sup> Tier Zip Codes</b>	<b>2<sup>nd</sup> Tier Zip Codes</b>	<b>3<sup>rd</sup> Tier Zip Codes</b>
Best Contracting Services, Inc.	1%	22%	85%
Bonas Painting	34%	31%	100%
California Hi-Tech Flooring, Inc.	1%	21%	51%
Center Concrete Cutting	0%	0%	100%
Connor Concrete Cutting (JMH)	0%	100%	100%
Connor Concrete Cutting (Power1)	0%	64%	64%
Control Air Enterprises, Inc.	0%	5%	94%
Crown Fence	0%	25%	88%
Dinamic Mod Construction	0%	0%	48%
Environmental Construction	2%	21%	82%
Ethos Energy Field Services	0%	28%	56%
Foundation Service Corp.	22%	32%	93%
Fire Safe Service Group	47%	0%	100%
GGG Demolition, Inc.	1%	14%	85%
Gregg Electric, Inc.	49%	6%	62%
ISEC, Inc.	0%	72%	100%
JLM Installation	0%	0%	100%
JLS Concrete Pumping	54%	0%	83%
JMH Engineering sub to Baker	14%	57%	95%
JMH Engineering sub to Sasco	0%	68%	100%
Johnson Controls Fire Protection	0%	0%	65%
Junior Steel Inc.	4%	22%	60%
Kehoe Testing	27%	0%	100%
Leko Construction	8%	26%	74%
Luxury Lighting	0%	93%	93%
Marina Landscape	0%	0%	41%
Martin Brothers	0%	7%	72%
Matt Chlor, Inc.	0%	0%	56%
Mike Zarp, Inc.	0%	1%	54%
Mike Zarp, Inc. sub to Control Air	0%	0%	40%
Murray Company	0%	15%	64%
Myers & Sons Hi-Way Safety, Inc.	0%	0%	100%
Ondatje Plastering Contracting	0%	0%	50%
Orange County Plastering	45%	0%	45%
Palp, Inc. dba Excel	15%	23%	95%
Penhall (sub to Baker Elect.)	24%	67%	100%
Penhall (sub to GGG Demo)	0%	0%	93%
Penhall (sub to Power One, LLC)	0%	23%	100%
Performance Cont. (Sub to Murray)	0%	10%	100%
Performance Cont. (Sub to ACCO)	0%	59%	100%
Phoenix Landscape	0%	0%	40%
Power One	0%	18%	63%
Psomas	13%	46%	99%
Quality Production Services, Inc.	0%	14%	79%
Rutherford Co. Inc.	30%	10%	70%
Sasco	8%	78%	97%
Salsbury Engineering Inc.	26%	27%	72%
Sherrin Glass & Metal	50%	50%	100%
Spring Valley Insulation	0%	0%	61%



<b>RE:</b>	<b>Community Economic Development Efforts through August 20, 2021</b>
Project:	Long Beach Airport Terminal Phase II
Prime Contractor:	Swinerton Builders

Contractor	1 <sup>st</sup> Tier Zip Codes	2 <sup>nd</sup> Tier Zip Codes	3 <sup>rd</sup> Tier Zip Codes
The McIntyre Company	10%	0%	48%
Vertical Access, Inc.	0%	13%	100%
Vertical sub to Quality Production	0%	4%	63%
Western Allied Corporation	69%	0%	77%
W.S. Klem	0%	0%	50%

Contractors have submitted Certified Payroll Reports and who are **below 40%** of the PLA Local Hire (Los Angeles & Orange County) Goal:

Contractor	1 <sup>st</sup> Tier Zip Codes	2 <sup>nd</sup> Tier Zip Codes	3 <sup>rd</sup> Tier Zip Codes
Architectural Design & Signs	0%	0%	<b>0%</b>
Badger Daylighting Corp.	0%	0%	<b>0%</b>
Boston Barricade	0%	0%	<b>0%</b>
C Below	0%	0%	<b>34%</b>
Geoboden	0%	0%	<b>34%</b>
Green Vista Landscape	0%	0%	<b>0%</b>
Pavement Recycling Systems	0%	0%	<b>0%</b>
Penhall (sub to Murray Company)	0%	0%	<b>0%</b>
Quality Rebar	0%	0%	<b>0%</b>
Quality Reinforcing	0%	0%	<b>1%</b>
RJ Noble	0%	0%	<b>28%</b>

Disadvantaged/Veteran workers (10% Goal): **Currently 1%**  
 Total Project Hours: 70,843  
 Total Disadvantaged Hours: 0  
 Total Veteran Hours: 359

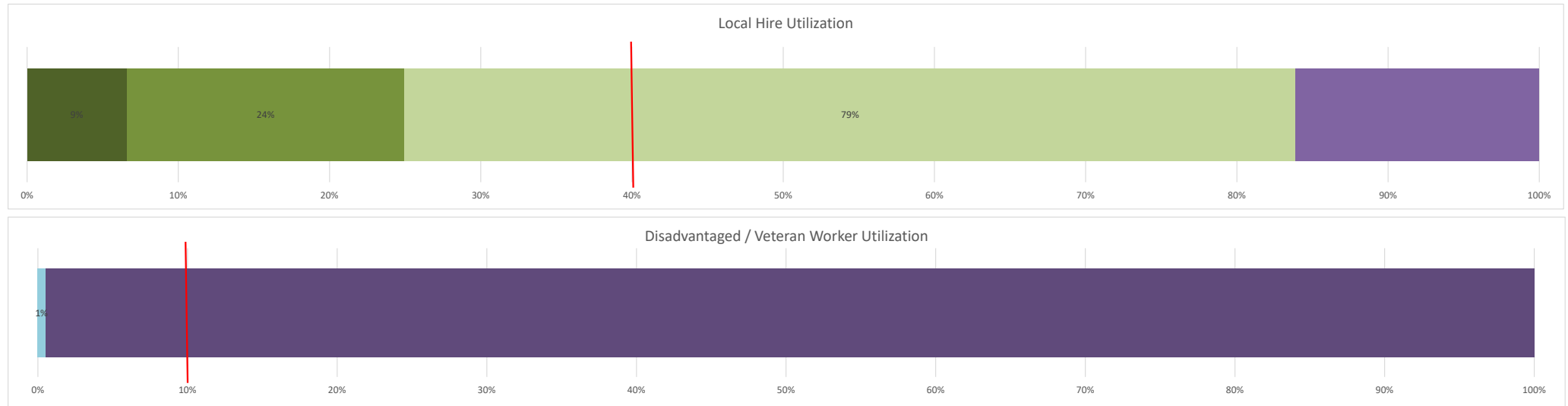
Contractors who are working toward and exceeding the **PLA Disadvantaged/Veteran goal of 10%**:  
*(percentages reflect workers who are verified as Disadvantaged or Veteran for the hours performed by each contractor)*

- Bali Construction: 6%
- Foundation Service: 7%
- Murray Company: 1%

The remaining contractors working on this project have 0% verified worker hours that count toward the 10% PLA Disadvantaged / Veteran goal *(percentages reflect workers who are verified as Disadvantaged by Pacific Gateway Workforce Investment Network and Veterans verified by Parsons).*

We look forward to working with Swinerton Builders toward the achievement of the City of Long Beach's PLA Local Hire and Disadvantaged/Veteran goal.

Project: LB Airport Terminal Improvements Phase 2  
 Prime: Swinerton



	LONG BEACH RESIDENT (1st Tier)			GATEWAY CITIES RESIDENT (2nd Tier)			LA/OC RESIDENT (3rd Tier) - includes Long Beach & Gateway Zip Codes			DISADVANTAGED (Verified by Pacific Gateway)*			VETERAN (Verified by Parsons)*			DISADVANTAGED / VETERAN			TOTAL	
	# Long Beach Worker	% Hours Long Beach Residents	Hours Long Beach	# Gateway Cities Worker	% Hours Gateway Residents	Hours Gateway Cities	# LA/OC Workers	% Hours LA/OC Residents	Hours LA/OC	# Disadvantaged Workers	% Hours Disadvantaged	Hours Disadvantaged	# Veteran Workers	% Hours Veteran	Hours Veteran	# Disadvantaged / Veteran Workers	% Hours Disadvantaged / Veteran	Hours Disadvantaged / Veteran	All Workers	Total Project Hours
<b>Project Total</b>	<b>49</b>	<b>9%</b>	<b>6241</b>	<b>173</b>	<b>24%</b>	<b>17324</b>	<b>577</b>	<b>79%</b>	<b>55640</b>	<b>0</b>	<b>0%</b>	<b>0</b>	<b>3</b>	<b>0.5%</b>	<b>359</b>	<b>3</b>	<b>1%</b>	<b>359</b>	<b>877</b>	<b>70843</b>
<b>Swinerton</b>	1	0%	8	11	11%	794	30	66%	4710	0	0%	0	0	0%	0	0	0%	0	48	7090
ACCO Engineered Systems	3	39%	606	3	12%	187	14	82%	1276	0	0%	0	0	0%	0	0	0%	0	21	1556
Advanced Cable Solutions, Inc.	0	0%	0	3	75%	119	4	100%	159	0	0%	0	0	0%	0	0	0%	0	4	159
Altitude, Inc.	8	40%	144	3	26%	92	15	100%	358	0	0%	0	0	0%	0	0	0%	0	15	358
Architectural Design and Signs	0	0%	0	0	0%	0	0	0%	0	0	0%	0	0	0%	0	0	0%	0	4	40
Applied Engineering Concepts	0	0%	0	0	0%	0	1	100%	4	0	0%	0	0	0%	0	0	0%	0	1	4
Badger Daylighting Corp.	0	0%	0	0	0%	0	0	0%	0	0	0%	0	0	0%	0	0	0%	0	1	6
Bali Construction, Inc.	0	0%	0	13	42%	1658	35	86%	3453	0	0%	0	1	6%	243	1	6%	243	50	3993
Baker Electric - Sub to Swinerton	3	23%	2461	4	8%	819	16	90%	9476	0	0%	0	0	0%	0	0	0%	0	23	10479
Baker Electric - Sub to Amadeus	1	25%	2	0	0%	0	2	75%	6	0	0%	0	0	0%	0	0	0%	0	3	8
Best Contracting Services, Inc.	1	1%	8	5	22%	125	14	85%	493	0	0%	0	0	0%	0	0	0%	0	17	581
Bonas Painting	1	34%	88	1	31%	80	3	100%	256	0	0%	0	0	0%	0	0	0%	0	3	256
Boston Barricade	0	0%	0	0	0%	0	0	0%	0	0	0%	0	0	0%	0	0	0%	0	10	117
C Below	0	0%	0	0	0%	0	5	34%	111	0	0%	0	0	0%	0	0	0%	0	15	330
California Hi-Tech Flooring, Inc.	1	1%	9	7	21%	147	18	51%	353	0	0%	0	0	0%	0	0	0%	0	40	688
Center Concrete Cutting, Inc.	0	0%	0	0	0%	0	1	100%	4	0	0%	0	0	0%	0	0	0%	0	1	4
Connor Concrete Cutting & Coring (JMH)	0	0%	0	1	100%	63	1	100%	63	0	0%	0	0	0%	0	0	0%	0	1	63

Connor Concrete Cutting & Coring (Power One)	0	0%	0	1	64%	7	1	64%	7	0	0%	0	0	0%	0	0	0%	0	2	11
Control Air Enterprises, Inc.	0	0%	0	1	5%	48	5	94%	942	0	0%	0	0	0%	0	0	0%	0	7	1005
Crown Fence	0	0%	0	8	25%	220	21	88%	765	0	0%	0	0	0%	0	0	0%	0	26	867
Dinamic Mod Construction	0	0%	0	0	0%	0	3	48%	88	0	0%	0	0	0%	0	0	0%	0	6	184
Environmental Construction Group, Inc.	1	2%	59	13	21%	780	34	82%	3122	0	0%	0	0	0%	0	0	0%	0	39	3786
Ethos Energy Field Services	0	0%	0	4	28%	793	12	56%	1591	0	0%	0	0	0%	0	0	0%	0	19	2840
Foundation Service Corp.	2	22%	122	3	32%	180	7	93%	522	0	0%	0	1	7%	42	1	7%	42	8	564
Fire Safe Group, Inc.	1	47%	668	0	0%	0	3	100%	1428	0	0%	0	0	0%	0	0	0%	0	3	1428
Geoboden	0	0%	0	0	0%	0	1	34%	18	0	0%	0	0	0%	0	0	0%	0	3	53
GGG Demolition, Inc.	2	1%	24	8	14%	229	29	85%	1421	0	0%	0	0	0%	0	0	0%	0	38	1677
Gregg Electric, Inc.	1	49%	141	1	6%	16	3	62%	181	0	0%	0	0	0%	0	0	0%	0	4	290
Green Vista Landscape	0	0%	0	0	0%	0	0	0%	0	0	0%	0	0	0%	0	0	0%	0	2	16
ISEC, Inc.	0	0%	0	4	72%	140	5	100%	193	0	0%	0	0	0%	0	0	0%	0	5	193
JLS Concrete Pumping	1	54%	35	0	0%	0	4	83%	53	0	0%	0	0	0%	0	0	0%	0	5	64
JLM Installation	0	0%	0	0	0%	0	1	100%	24	0	0%	0	0	0%	0	0	0%	0	1	24
JMH Engineering sub to Baker	5	14%	609	9	57%	2578	21	95%	4285	0	0%	0	0	0%	0	0	0%	0	26	4497
JMH Engineering sub to Sasco	0	0%	0	2	68%	26	4	100%	38	0	0%	0	0	0%	0	0	0%	0	4	38
Johnson Controls Fire Protections LP	0	0%	0	0	0%	0	2	65%	33	0	0%	0	0	0%	0	0	0%	0	3	51
Junior Steel Inc.	1	4%	128	10	22%	790	28	60%	2146	0	0%	0	0	0%	0	0	0%	0	47	3588
Kehoe Testing	1	27%	6	0	0%	0	3	100%	22	0	0%	0	0	0%	0	0	0%	0	3	22
Leko Construction, Inc.	1	8%	24	2	26%	80	7	74%	224	0	0%	0	0	0%	0	0	0%	0	9	304
Luxury Lighting Inc.	0	0%	0	2	93%	199	2	93%	199	0	0%	0	0	0%	0	0	0%	0	4	215
Marina Landscape, Inc.	0	0%	0	0	0%	0	3	41%	17	0	0%	0	0	0%	0	0	0%	0	6	41
Martin Brothers, Inc.	0	0%	0	1	7%	8	5	72%	82	0	0%	0	0	0%	0	0	0%	0	7	114
Matt Chlor, Inc.	0	0%	0	0	0%	0	1	56%	8	0	0%	0	0	0%	0	0	0%	0	3	14
Mike Zarp, Inc. sub to Swinerton	0	0%	0	1	1%	4	8	54%	276	0	0%	0	0	0%	0	0	0%	0	20	512
Mike Zarp, Inc. sub to Control Air Enterprises	0	0%	0	0	0%	0	1	40%	8	0	0%	0	0	0%	0	0	0%	0	3	20
Murray Company	0	0%	0	6	15%	1038	25	64%	4500	0	0%	0	1	1%	74	1	1%	74	51	7037
Myers & Sons Hi-Way Safety, Inc.	0	0%	0	0	0%	0	2	100%	30	0	0%	0	0	0%	0	0	0%	0	2	30
Ondatje Plastering Contracting	0	0%	0	0	0%	0	1	50%	19	0	0%	0	0	0%	0	0	0%	0	2	38
Orange County Plastering Company, Inc.	1	45%	88	0	0%	0	1	45%	88	0	0%	0	0	0%	0	0	0%	0	3	196
Palp, Inc. dba Excel Paving	4	15%	39	3	23%	57	20	95%	239	0	0%	0	0	0%	0	0	0%	0	22	252
Pavement Recycling Systems	0	0%	0	0	0%	0	0	0%	0	0	0%	0	0	0%	0	0	0%	0	1	9
Penhall sub to Baker Electric	1	24%	5	2	67%	15	4	100%	22	0	0%	0	0	0%	0	0	0%	0	4	22
Penhall sub to GGG Demolition	0	0%	0	0	0%	0	5	93%	97	0	0%	0	0	0%	0	0	0%	0	6	104
Penhall sub to Murray Company	0	0%	0	0	0%	0	0	0%	0	0	0%	0	0	0%	0	0	0%	0	1	4
Penhall sub to Power One, LLC	0	0%	0	1	23%	8	2	100%	36	0	0%	0	0	0%	0	0	0%	0	2	36
Performance Contracting, Inc. (Sub to Murray)	0	0%	0	1	10%	8	4	100%	79	0	0%	0	0	0%	0	0	0%	0	4	79
Performance Contracting, Inc. (Sub to ACCO)	0	0%	0	1	59%	52	5	100%	88	0	0%	0	0	0%	0	0	0%	0	5	88
Phoenix Landscape	0	0%	0	0	0%	0	2	40%	10	0	0%	0	0	0%	0	0	0%	0	4	25
Power One, LLC	0	0%	0	3	18%	311	16	63%	1081	0	0%	0	0	0%	0	0	0%	0	27	1718
Psomas	1	13%	166	7	46%	591	16	99%	1275	0	0%	0	0	0%	0	0	0%	0	18	1289
Quality Production Services, Inc.	0	0%	0	8	14%	548	34	79%	3102	0	0%	0	0	0%	0	0	0%	0	46	3902
Quality Rebar, Inc.	0	0%	0	0	0%	0	0	0%	0	0	0%	0	0	0%	0	0	0%	0	6	41
Quality Reinforcing	0	0%	0	0	0%	0	1	1%	6	0	0%	0	0	0%	0	0	0%	0	20	460



RJ Noble	0	0%	0	0	0%	0	2	28%	16	0	0%	0	0	0%	0	0	0%	0	5	57
Rutherford Co. Inc.	2	30%	284	3	10%	97	9	70%	668	0	0%	0	0	0%	0	0	0%	0	14	950
Sasco	2	8%	420	10	78%	4342	27	97%	5388	0	0%	0	0	0%	0	0	0%	0	34	5573
Salsbury Engineering Inc.	1	26%	63	3	27%	67	8	72%	179	0	0%	0	0	0%	0	0	0%	0	12	247
Sherrin Glass & Metal	1	50%	4	1	50%	4	2	100%	8	0	0%	0	0	0%	0	0	0%	0	2	8
Spring Valley Insulation Contractors	0	0%	0	0	0%	0	2	61%	22	0	0%	0	0	0%	0	0	0%	0	3	36
The McIntyre Company	1	10%	32	0	0%	0	4	48%	156	0	0%	0	0	0%	0	0	0%	0	8	326
Vertical Access, Inc.	0	0%	0	1	13%	4	5	100%	32	0	0%	0	0	0%	0	0	0%	0	5	32
Vertical Access, Inc. sub to Quality Production	0	0%	0	2	4%	6	7	63%	90	0	0%	0	0	0%	0	0	0%	0	10	142
W.S. Klem	0	0%	0	0	0%	0	1	50%	40	0	0%	0	0	0%	0	0	0%	0	2	80
Western Allied Corporation	1	69%	103	0	0%	0	2	77%	115	0	0%	0	0	0%	0	0	0%	0	3	149

*\*Percentages reflect workers who are verified as Disadvantaged by Pacific Gateway Workforce Investment Network and Veterans verified by Parsons (per COLB PLA Section 3.5 (c))*