



**Parsons Constructors Inc.**

100 West Walnut Street • Pasadena, California 91124 • (626) 440-3000 • Fax: (626) 440-2516

Date: April 26, 2021

To: Kevin Shirali  
 Klassic Engineering & Construction  
 klassicplans@gmail.com

CC: Gina Tak, Klassic Engineering  
 Dino D’Emilia, Ardurra  
 Dustin Blackwell, Ardurra  
 Angelica Dominguez, City of Long Beach  
 Tony Resendez, City of Long Beach  
 Melissa Pyun, City of Long Beach  
 Dan Sloan, Parsons

From: Tara Neumann, Parsons  
 Tara.Neumann@parsons.com

**RE: Community Economic Development Efforts at the City of Long Beach**  
**Project: City of Long Beach Alamitos Beach Concession Building**  
**Prime Contractor: Klassic Engineering & Construction, Inc.**  
**Attachment: Local Hire & Disadvantaged/Veteran Worker Report**

In working toward meeting the City of Long Beach's PLA goals on the City of Long Beach Alamitos Beach Concession Building project, we are providing you with an update of the current percentages achieved by Klassic Engineering & Construction, Inc. and its subcontractors.

We are highlighting those contractors who are exceeding the Local Hire and Disadvantaged/Veteran Goals and those who could use a boost in increasing their numbers. I've attached a summary report for your reference which includes all CPR data received through April 20, 2021.

This project is funded with Tidelands funds, therefore the COLB, PLA Article 3, Section 3.5(a)(1) is applicable. “Where Project Work is funded in full or in part by the State of California Tidelands funds, the term Local Resident, as used in this section shall mean an individual whose primary place of residence is within the Counties of Los Angeles or Orange”.

**Project overall Local Resident Goal (40% Goal):**

- 3<sup>rd</sup> Tier Zip Codes (Los Angeles & Orange County – includes Long Beach & Gateway Cities Zip Codes): Currently 70%
- 1<sup>st</sup> Tier Zip Codes: (Long Beach Zip Codes): Currently 8%
- 2<sup>nd</sup> Tier Zip Codes (Gateway Cities): Currently 22%

Contractors who have submitted CPRs that are currently *exceeding* the City of Long Beach PLA Local Hire Goal of 40% are as follows:

Contractor	1 <sup>st</sup> Tier Zip Codes	2 <sup>nd</sup> Tier Zip Codes	3 <sup>rd</sup> Tier Zip Codes
Klassic Engineering & Construction	10%	18%	64%
Abdellatif Enterprises, Inc.	3%	34%	79%
Alliance Electric	25%	5%	97%
Apex Fire Protection, Inc.	9%	0%	100%
Karcher Insulation	0%	0%	100%
Koppl Pipeline Services	0%	0%	100%



<b>RE:</b>	<b>Community Economic Development Efforts through April 20, 2021</b>
Project:	City of Long Beach Alamitos Beach Concession Building
Prime Contractor:	Klassic Engineering & Construction, Inc.

Contractor	1 <sup>st</sup> Tier Zip Codes	2 <sup>nd</sup> Tier Zip Codes	3 <sup>rd</sup> Tier Zip Codes
KSU Corporation	0%	39%	84%
La Tour Builders, Inc.	0%	0%	59%
Marina Landscape	3%	0%	88%
New Art Construction, Inc.	0%	0%	100%
Simco Mechanical	0%	36%	100%
Troyer Contracting, Inc.	7%	43%	81%
Upland Contracting, Inc.	35%	2%	56%

Contractors have submitted Certified Payroll Reports and who are **below 40%** of the PLA Local Hire (Los Angeles & Orange County) Goal:

Contractor	1 <sup>st</sup> Tier Zip Codes	2 <sup>nd</sup> Tier Zip Codes	3 <sup>rd</sup> Tier Zip Codes
Demolition Specialists, Inc.	0%	0%	17%
JA Lynch Masonry, Inc.	0%	15%	39%
J & C Environmental	0%	0%	0%
Superior Door	0%	17%	17%

Disadvantaged/Veteran workers (10% Goal): **Currently 8%**

Total Project Hours: 15,618

Total Disadvantaged Hours: 0

Total Veteran Hours: 1,294

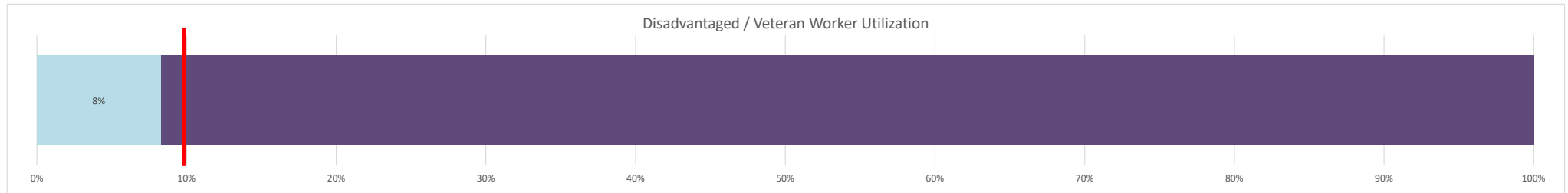
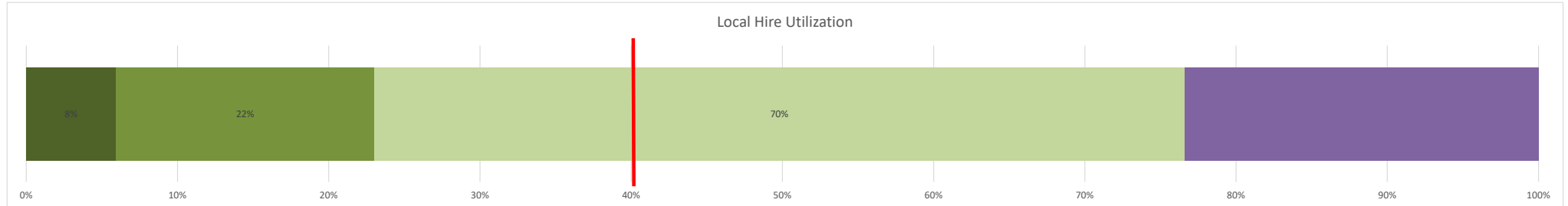
Contractors who are working toward and exceeding the **PLA Disadvantaged/Veteran goal of 10%**: *(percentages reflect workers who are verified as Disadvantaged or Veteran for the hours performed by each contractor)*

- Klassic Engineering & Construction, Inc.: 14%
- Abdellatif Enterprises: 1%
- JA Lynch Masonry, Inc.: 23%

The remaining contractors working on this project have 0% verified worker hours that count toward the 10% PLA Disadvantaged / Veteran goal *(percentages reflect workers who are verified as Disadvantaged by Pacific Gateway Workforce Investment Network and Veterans verified by Parsons as per COLB PLA Section 3.5 (c)).*

We look forward to working with Klassic Engineering & Construction, Inc. toward the achievement of the City of Long Beach's PLA Local Hire and Disadvantaged/Veteran goal.

Project: City of Long Beach - Alamitos Beach Concession Building  
 Prime: Klassic Engineering & Construction, Inc.



	LONG BEACH RESIDENT (1st Tier)			GATEWAY CITIES RESIDENT (2nd Tier)			LA/OC RESIDENT (3rd Tier) - includes Long Beach & Gateway Zip Codes			DISADVANTAGED (Verified by Pacific Gateway)*			VETERAN (Verified by Parsons)*			DISADVANTAGED / VETERAN			TOTAL	
	# Long Beach Worker	% Hours Long Beach Residents	Hours Long Beach	# Gateway Cities Worker	% Hours Gateway Residents	Hours Gateway Cities	# LA/OC Workers	% Hours LA/OC Residents	Hours LA/OC	# Disadvantaged Workers	% Hours Disadvantaged	Hours Disadvantaged	# Veteran Workers	% Hours Veteran	Hours Veteran	# Disadvantaged / Veteran Workers	% Hours Disadvantaged / Veteran	Hours Disadvantaged / Veteran	All Workers	Total Project Hours
<b>Project Total</b>	<b>18</b>	<b>8%</b>	<b>1209</b>	<b>30</b>	<b>22%</b>	<b>3460</b>	<b>146</b>	<b>70%</b>	<b>10871</b>	<b>0</b>	<b>0%</b>	<b>0</b>	<b>4</b>	<b>8%</b>	<b>1,294</b>	<b>4</b>	<b>8%</b>	<b>1294</b>	<b>198</b>	<b>15618</b>
Klassic Engineering & Construction, Inc.	8	10%	788	7	18%	1412	43	64%	5033	0	0%	0	2	14%	1127	2	14%	1127	57	7825
Abdellatif Enterprises, Inc.	1	3%	88	5	34%	1087	20	79%	2501	0	0%	0	1	1%	24	1	1%	24	24	3152
Alliance Electric	2	25%	120	1	5%	25	6	97%	459	0	0%	0	0	0%	0	0	0%	0	7	475
Apex Fire Protection, Inc.	1	9%	24	0	0%	0	10	100%	258	0	0%	0	0	0%	0	0	0%	0	10	258
Demolition Specialist, Inc.	0	0%	0	0	0%	0	1	17%	21	0	0%	0	0	0%	0	0	0%	0	4	125
J & C Environmental	0	0%	0	0	0%	0	0	0%	0	0	0%	0	0	0%	0	0	0%	0	1	4
JA Lynch Masonry, Inc.	0	0%	0	1	15%	92	7	39%	244	0	0%	0	1	23%	143	1	23%	143	11	626
Karcher Insulation	0	0%	0	0	0%	0	1	100%	7	0	0%	0	0	0%	0	0	0%	0	1	7
Koppl Pipeline Services, Inc.	0	0%	0	0	0%	0	2	100%	6	0	0%	0	0	0%	0	0	0%	0	2	6
KSU Corporation	0	0%	0	1	39%	144	4	84%	308	0	0%	0	0	0%	0	0	0%	0	9	369
La Tour Builders, Inc.	0	0%	0	0	0%	0	3	59%	350	0	0%	0	0	0%	0	0	0%	0	6	599
Marina Landscape	1	3%	8	0	0%	0	7	88%	223	0	0%	0	0	0%	0	0	0%	0	10	254
New Art Construction, Inc.	0	0%	0	0	0%	0	1	100%	7	0	0%	0	0	0%	0	0	0%	0	1	7
Simco Mechanical	0	0%	0	2	36%	40	7	100%	112	0	0%	0	0	0%	0	0	0%	0	7	112
Superior Door	0	0%	0	1	17%	16	1	17%	16	0	0%	0	0	0%	0	0	0%	0	4	94
Troyer Contracting, Inc.	2	7%	103	9	43%	639	21	81%	1200	0	0%	0	0	0%	0	0	0%	0	25	1482
Upland Contracting, Inc.	3	35%	78	3	2%	5	12	56%	126	0	0%	0	0	0%	0	0	0%	0	19	224

\*Percentages reflect workers who are verified as Disadvantaged by Pacific Gateway Workforce Investment Network and Veterans verified by Parsons (per COLB PLA Section 3.5 (c))



**Parsons Constructors Inc.**

100 West Walnut Street • Pasadena, California 91124 • (626) 440-3000 • Fax: (626) 440-2516

Date: April 26, 2021

To: Jenny Deneva  
American Landscape  
[jdeneva@americanlandscape.com](mailto:jdeneva@americanlandscape.com)

CC: Kelly Parkins, City of Long Beach  
Melissa Pyun, City of Long Beach  
Rasien Connelly, Parsons  
Dan Sloan, Parsons

From: Tara Neumann, Parsons  
Tara.Neumann@parsons.com

**RE: Community Economic Development Efforts at the City of Long Beach**  
Project: Central Irrigation Renovation  
Prime Contractor: American Landscape, Inc.  
Attachment: Local Hire & Disadvantaged/Veteran Worker Report

In working toward meeting the City of Long Beach's PLA goals on the City of Long Beach Central Irrigation Renovation project, we are providing you with an update of the current percentages achieved by American Landscape, Inc. and its subcontractors.

We are highlighting those contractors who are exceeding the Local Hire and Disadvantaged/Veteran Goals and those who could use a boost in increasing their numbers. I've attached a summary report for your reference which includes all CPR data received through May 20, 2021.

Project overall Local Resident Goal (40% Goal):

- 1<sup>st</sup> Tier Zip Codes (Long Beach Zip Codes): Currently 5%
- 2<sup>nd</sup> Tier Zip Codes (Gateway Cities): Currently 4%
- 3<sup>rd</sup> Tier Zip Codes (Los Angeles & Orange County – includes Long Beach & Gateway Cities Zip Codes): Currently 77%

Contractors who have submitted CPRs that are currently *exceeding* the City of Long Beach PLA Local Hire Goal of 40% are as follows:

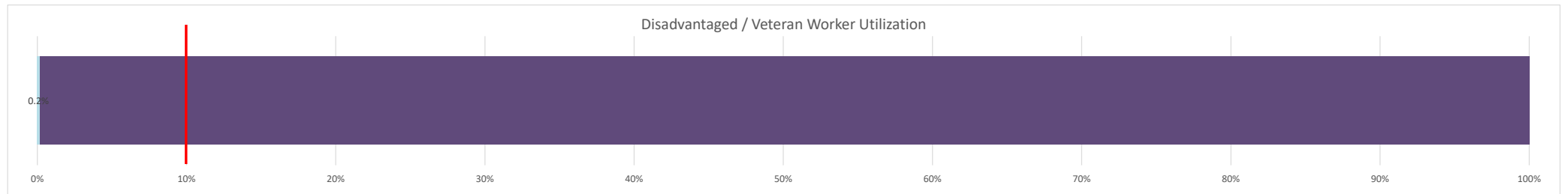
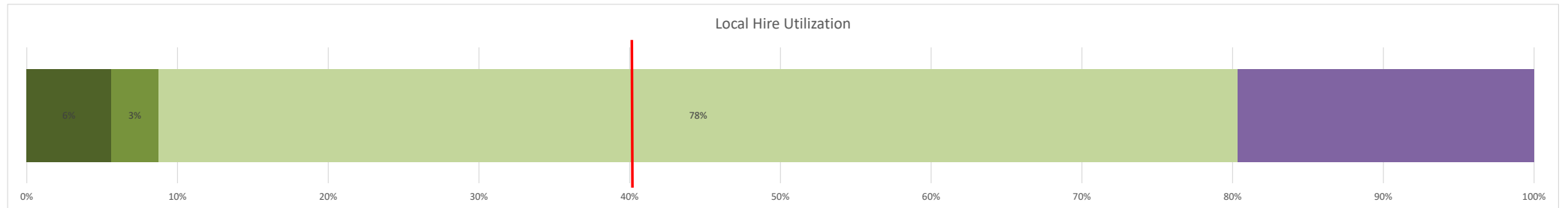
Contractor	1 <sup>st</sup> Tier Zip Codes	2 <sup>nd</sup> Tier Zip Codes	3 <sup>rd</sup> Tier Zip Codes
American Landscape, Inc.	6%	3%	78%

Disadvantaged/Veteran workers (10% Goal): **Currently 0.2%**

Total Project Hours: 5,191  
Total Disadvantaged Hours: 8  
Total Veteran Hours: 0

We look forward to working with American Landscape, Inc. toward the achievement of the City of Long Beach's PLA Local Hire and Disadvantaged/Veteran goal.

Project: City of Long Beach - Central Irrigation  
 Prime: American Landscape



	LONG BEACH RESIDENT (1st Tier)			GATEWAY CITIES RESIDENT (2nd Tier)			LA/OC RESIDENT (3rd Tier) - includes Long Beach & Gateway Zip Codes			DISADVANTAGED (Verified by Pacific Gateway)*			VETERAN (Verified by Parsons)*			DISADVANTAGED / VETERAN			TOTAL	
	# Long Beach Worker	% Hours Long Beach Residents	Hours Long Beach	# Gateway Cities Worker	% Hours Gateway Residents	Hours Gateway Cities	# LA/OC Workers	% Hours LA/OC Residents	Hours LA/OC	# Disadvantaged Workers	% Hours Disadvantaged	Hours Disadvantaged	# Veteran Workers	% Hours Veteran	Hours Veteran	# Disadvantaged / Veteran Workers	% Hours Disadvantaged / Veteran	Hours Disadvantaged / Veteran	All Workers	Total Project Hours
<b>Project Total</b>	2	6%	318	2	3%	179	12	78%	4073	1	0.2%	8	0	0%	0	1	0.2%	8	14	5191
American Landscape	2	6%	318	2	3%	179	12	78%	4073	1	0%	8	0	0%	0	1	0.2%	8	14	5191

\*Percentages reflect workers who are verified as Disadvantaged by Pacific Gateway Workforce Investment Network and Veterans verified by Parsons (per COLB PLA Section 3.5 (c))



**Parsons Constructors Inc.**

100 West Walnut Street • Pasadena, California 91124 • (626) 440-3000 • Fax: (626) 440-2516

Date: April 26, 2021

To: Bill Klorman  
WM Klorman Construction  
Bklorman@klorman.com

CC: David Kelly, Psomas  
Melissa Pyun, City of Long Beach  
Brenda Cubillo, City of Long Beach  
Rasien Connelly, Parsons  
Dan Sloan, Parsons

From: Tara Neumann, Parsons  
Tara.Neumann@parsons.com

**RE: Community Economic Development Efforts at the City of Long Beach**  
Project: City of Long Beach Civic Center Parking Structure  
Prime Contractor: WM Klorman Construction Corp.  
Attachment: Local Hire & Disadvantaged/Veteran Worker Report

In working toward meeting the City of Long Beach's PLA goals on the City of Long Beach Civic Center Parking Structure project, we are providing you with an update of the current percentages achieved by WM Klorman Construction Corp and its subcontractors.

We are highlighting those contractors who are exceeding the Local Hire and Disadvantaged/Veteran Goals and those who could use a boost in increasing their numbers. I've attached a summary report for your reference which includes all CPR data received through April 20, 2021.

Project overall Local Resident Goal (40% Goal):

- 1<sup>st</sup> Tier Zip Codes (Long Beach Zip Codes): Currently 6%
- 2<sup>nd</sup> Tier Zip Codes (Gateway Cities): Currently 19%
- 3<sup>rd</sup> Tier Zip Codes (Los Angeles & Orange County – includes Long Beach & Gateway Cities Zip Codes): Currently 77%

Contractors who have submitted CPRs that are currently *exceeding* the City of Long Beach PLA Local Hire Goal of 40% are as follows:

Contractor	1 <sup>st</sup> Tier Zip Codes	2 <sup>nd</sup> Tier Zip Codes	3 <sup>rd</sup> Tier Zip Codes
WM Klorman	All Work Subcontracted		
Apollo Electric	0%	0%	78%
Cal Pac Sheet Metal, Inc.	0%	0%	84%
Calcoast Steel, Inc.	0%	0%	53%
California Fire Protection Sprinkler	0%	0%	100%
CA Signs	0%	0%	100%
Choice Drilling	0%	0%	100%
Condon Johnson & Associates, Inc.	0%	50%	71%
Don Brandel Plumbing, Inc.	0%	14%	100%
Ground Penetrating Radar Systems	100%	0%	100%



<b>RE:</b>	<b>Community Economic Development Efforts through April 20, 2021</b>
Project:	City of Long Beach Civic Center Parking Structure
Prime Contractor:	WM Klorman Construction Corp.

Contractor	1 <sup>st</sup> Tier Zip Codes	2 <sup>nd</sup> Tier Zip Codes	3 <sup>rd</sup> Tier Zip Codes
Hamilton Excavating, Inc.	0%	0%	100%
Hydraulic Crane LLC	13%	34%	81%
ISR Painting	0%	16%	100%
J's Pipeline	0%	0%	90%
JLS Concrete Pumping	14%	0%	72%
Masonry Concepts, Inc.	0%	24%	72%
Middle Earth Geo Testing	0%	50%	100%
Otis Elevator Company	0%	0%	80%
Pacific Waterproofing	0%	0%	65%
Precision Doors & Millwork	0%	0%	100%
Psomas	23%	62%	100%
RD Systems Inc.	0%	52%	100%
Stantru Resources, Inc.	6%	22%	75%
Twining, Inc.	25%	3%	86%
Unified Inspection & Testing	0%	0%	100%
Westco Service Company	0%	6%	100%
Wreck Age Demolition	14%	6%	91%

Contractors have submitted Certified Payroll Reports and who are **below 40%** of the PLA Local Hire (Los Angeles & Orange County) Goal:

Contractor	1 <sup>st</sup> Tier Zip Codes	2 <sup>nd</sup> Tier Zip Codes	3 <sup>rd</sup> Tier Zip Codes
Doty Brothers Equipment	0%	4%	<b>32%</b>
J & B Engineers Surveyors	0%	0%	<b>0%</b>

Disadvantaged/Veteran workers (10% Goal): **Currently 4%**

Total Project Hours: 32,415

Total Disadvantaged Hours: 0

Total Veteran Hours: 1,142

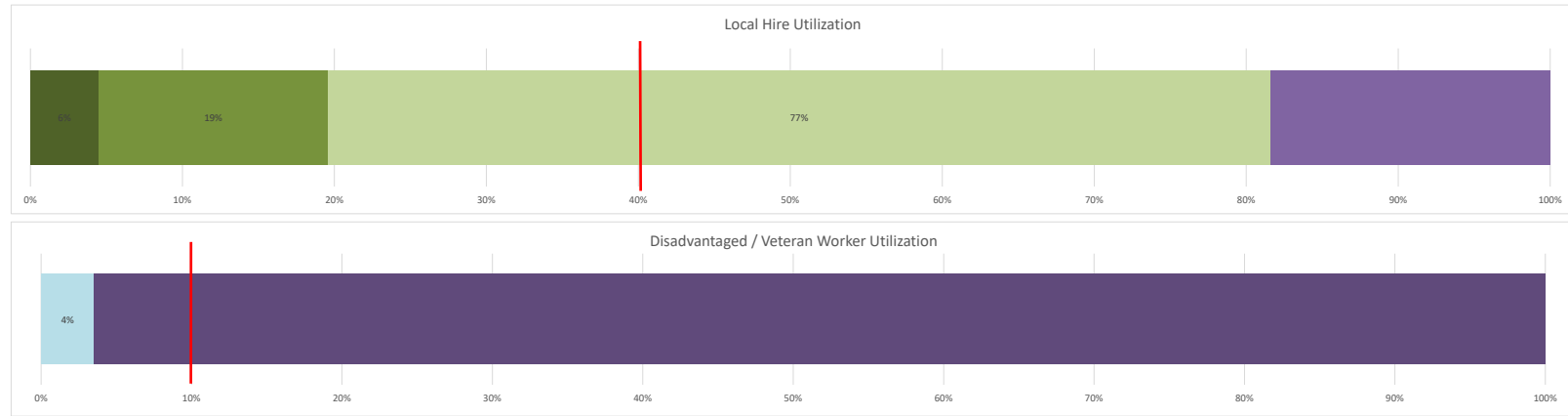
Contractors who are working toward and exceeding the **PLA Disadvantaged/Veteran goal of 10%**: *(percentages reflect workers who are verified as Disadvantaged or Veteran for the hours performed by each contractor)*

- Apollo Electric: 18%
- Stantru Resources: 3%
- Twining 3%

The remaining contractors working on this project have 0% verified worker hours that count toward the 10% PLA Disadvantaged / Veteran goal *(percentages reflect workers who are verified as Disadvantaged by Pacific Gateway Workforce Investment Network and Veterans verified by Parsons).*

We look forward to working with WM Klorman Construction Corp. toward the achievement of the City of Long Beach's PLA Local Hire and Disadvantaged/Veteran goal.

Project: City of Long Beach - Civic Center Parking Structure  
 Prime: WM Klorman Construction Corp.



	LONG BEACH RESIDENT (1st Tier)			GATEWAY CITIES RESIDENT (2nd Tier)			LA/OC RESIDENT (3rd Tier) - includes Long Beach & Gateway Zip Codes			DISADVANTAGED (Verified by Pacific Gateway)*			VETERAN (Verified by Parsons)*			DISADVANTAGED / VETERAN			TOTAL	
	# Long Beach Worker	% Hours Long Beach Residents	Hours Long Beach	# Gateway Cities Worker	% Hours Gateway Residents	Hours Gateway Cities	# LA/OC Workers	% Hours LA/OC Residents	Hours LA/OC	# Disadvantaged Workers	% Hours Disadvantaged	Hours Disadvantaged	# Veteran Workers	% Hours Veteran	Hours Veteran	# Disadvantaged / Veteran Workers	% Hours Disadvantaged / Veteran	Hours Disadvantaged / Veteran	All Workers	Total Project Hours
<b>Project Total</b>	<b>21</b>	<b>6%</b>	<b>1808</b>	<b>55</b>	<b>19%</b>	<b>6091</b>	<b>268</b>	<b>77%</b>	<b>24988</b>	<b>0</b>	<b>0%</b>	<b>0</b>	<b>3</b>	<b>4%</b>	<b>1,142</b>	<b>3</b>	<b>4%</b>	<b>1142</b>	<b>366</b>	<b>32415</b>
WM Klorman Construction																				
Apollo Electric	1	0%	4	1	1%	16	8	78%	1648	0	0%	0	1	18%	374	1	18%	374	15	2108
Cal Pac Sheet Metal, Inc.	0	0%	0	0	0%	0	2	84%	21	0	0%	0	0	0%	0	0	0%	0	2	25
Calcoast Steel, Inc.	0	0%	0	1	1%	8	4	53%	296	0	0%	0	0	0%	0	0	0%	0	7	554
California Fire Protection Sprinkler Co.	0	0%	0	0	0%	0	3	100%	472	0	0%	0	0	0%	0	0	0%	0	3	472
CA Signs	0	0%	0	0	0%	0	4	100%	20	0	0%	0	0	0%	0	0	0%	0	4	20
Choice Drilling, Inc.	0	0%	0	0	0%	0	1	100%	15	0	0%	0	0	0%	0	0	0%	0	1	15
Condon Johnson & Associates, Inc.	0	0%	0	3	50%	154	6	71%	219	0	0%	0	0	0%	0	0	0%	0	8	310
Don Brandel Plumbing, Inc.	0	0%	0	4	14%	84	9	100%	605	0	0%	0	0	0%	0	0	0%	0	9	605
Doty Brothers Equipment	0	0%	0	1	4%	9	4	32%	70	0	0%	0	0	0%	0	0	0%	0	6	222
Ground Penetrating Radar Systems, LLC	1	100%	24	0	0%	0	1	100%	24	0	0%	0	0	0%	0	0	0%	0	1	24
Hamilton Excavating, Inc.	0	0%	0	0	0%	0	1	100%	56	0	0%	0	0	0%	0	0	0%	0	0	56
Hydraulic Crane LLC	1	13%	13	1	34%	32	5	81%	76	0	0%	0	0	0%	0	0	0%	0	6	94
ISR Painting & Wallcovering	0	0%	0	2	16%	74	9	100%	470	0	0%	0	0	0%	0	0	0%	0	9	470
J & B Engineers Surveyors	0	0%	0	0	0%	0	0	0%	0	0	0%	0	0	0%	0	0	0%	0	1	14
J's Pipeline, Inc.	0	0%	0	0	0%	0	4	90%	251	0	0%	0	0	0%	0	0	0%	0	5	278
JLS Concrete Pumping	1	14%	39	0	0%	0	10	72%	194	0	0%	0	0	0%	0	0	0%	0	15	268
Masonry Concepts, Inc.	0	0%	0	6	24%	534	25	72%	1584	0	0%	0	0	0%	0	0	0%	0	34	2190
Middle Earth Geo Testing, Inc.	0	0%	0	1	50%	5	2	100%	9	0	0%	0	0	0%	0	0	0%	0	2	9
Otis Elevator Company	0	0%	0	0	0%	0	7	80%	338	0	0%	0	0	0%	0	0	0%	0	8	424
Pacific Waterproofing & Restoration, Inc.	0	0%	0	0	0%	0	3	65%	103	0	0%	0	0	0%	0	0	0%	0	5	157
Precision Doors & Millwork	0	0%	0	0	0%	0	1	100%	8	0	0%	0	0	0%	0	0	0%	0	1	8
Psomas	1	23%	23	4	62%	61	8	100%	98	0	0%	0	0	0%	0	0	0%	0	8	98
RD Systems, Inc.	0	0%	0	2	52%	21	3	100%	41	0	0%	0	0	0%	0	0	0%	0	3	41
Stantru Resources, Inc.	8	6%	1271	24	23%	4970	109	75%	16098	0	0%	0	1	3%	741	1	3%	741	167	21423
Twining, Inc.	3	25%	223	3	3%	31	19	86%	779	0	0%	0	1	3%	27	1	3%	27	24	902
Unified Inspection & Testing, Inc.	0	0%	0	0	0%	0	1	100%	16	0	0%	0	0	0%	0	0	0%	0	1	16
Westco Service Company	0	0%	0	1	6%	8	8	100%	137	0	0%	0	0	0%	0	0	0%	0	8	137
Wreck Age Demolition, Inc.	5	14%	212	1	6%	86	11	91%	1342	0	0%	0	0	0%	0	0	0%	0	13	1478

\*Percentages reflect workers who are verified as Disadvantaged by Pacific Gateway Workforce Investment Network and Veterans verified by Parsons (per COLB PLA Section 3.5 (c))





**Parsons Constructors Inc.**

100 West Walnut Street • Pasadena, California 91124 • (626) 440-3000 • Fax: (626) 440-2516

Date: April 26, 2021

To: Jose Acosta  
 Swinerton Builders  
 jacosta@swinerton.com

From: Tara Neumann, Parsons  
 Tara.Neumann@parsons.com

CC: Edward Einem, Swinerton Builders  
 Lupe Navarro, Swinerton Builders  
 Virginia Mercado, Swinerton Builders  
 Richard Panos, Anser Advisory  
 Jared Kemp, Anser Advisory  
 Melissa Pyun, City of Long Beach  
 Rasien Connelly, Parsons  
 Dan Sloan, Parsons

**RE: Community Economic Development Efforts at the City of Long Beach**  
**Project: City of Long Beach Airport Terminal Improvements Phase II**  
**Prime Contractor: Swinerton Builders**  
**Attachment: Local Hire & Disadvantaged/Veteran Worker Report**

In working toward meeting the City of Long Beach's PLA goals on the City of Long Beach Airport Terminal Improvements Phase II project, we are providing you with an update of the current percentages achieved by Swinerton Builders and its subcontractors.

We are highlighting those contractors who are exceeding the Local Hire and Disadvantaged/Veteran Goals and those who could use a boost in increasing their numbers. I've attached a summary report for your reference which includes all CPR data received through April 20, 2021.

Project overall Local Resident Goal (40% Goal):

- 1<sup>st</sup> Tier Zip Codes (Long Beach Zip Codes): Currently 9%
- 2<sup>nd</sup> Tier Zip Codes (Gateway Cities): Currently 24%
- 3<sup>rd</sup> Tier Zip Codes (Los Angeles & Orange County – includes Long Beach & Gateway Cities Zip Codes): Currently 81%

Contractors who have submitted CPRs that are currently *exceeding* the City of Long Beach PLA Local Hire Goal of 40% are as follows:

Contractor	1 <sup>st</sup> Tier Zip Codes	2 <sup>nd</sup> Tier Zip Codes	3 <sup>rd</sup> Tier Zip Codes
Swinerton	0%	13%	67%
Acco Engineered Systems	42%	11%	85%
Advanced Cable Solutions, Inc.	0%	87%	100%
Altitude, Inc.	40%	26%	100%
Baker Electric	25%	7%	91%
Bali Construction	0%	42%	86%
Best Contracting Services, Inc.	1%	22%	85%
California Hi-Tech Flooring, Inc.	0%	25%	63%



**RE: Community Economic Development Efforts through April 20, 2021**

Project: Long Beach Airport Terminal Phase II  
 Prime Contractor: Swinerton Builders

Contractor	1 <sup>st</sup> Tier Zip Codes	2 <sup>nd</sup> Tier Zip Codes	3 <sup>rd</sup> Tier Zip Codes
Center Concrete Cutting	0%	0%	100%
Connor Concrete Cutting (JMH)	0%	100%	100%
Connor Concrete Cutting (Power1)	0%	64%	64%
Control Air Enterprises, Inc.	0%	4%	99%
Crown Fence	0%	25%	88%
Dinamic Mod Construction	0%	0%	48%
Environmental Construction	2%	20%	82%
Ethos Energy Field Services	0%	37%	97%
Foundation Service Corp.	22%	32%	93%
Fire Safe Service Group	47%	0%	100%
GGG Demolition, Inc.	1%	14%	85%
Gregg Electric, Inc.	49%	6%	62%
ISEC, Inc.	0%	100%	100%
JLS Concrete Pumping	56%	0%	100%
JMH Engineering sub to Baker	12%	57%	95%
JMH Engineering sub to Sasco	0%	68%	100%
Johnson Controls Fire Protection	0%	0%	65%
Kehoe Testing	27%	0%	100%
Leko Construction	6%	29%	74%
Marina Landscape	0%	0%	41%
Matt Chlor, Inc.	0%	0%	56%
Mike Zarp, Inc.	0%	0%	62%
Mike Zarp, Inc. sub to Control Air	0%	0%	40%
Murray Company	0%	15%	64%
Myers & Sons Hi-Way Safety, Inc.	0%	0%	100%
Ondatje Plastering Contracting	0%	0%	50%
Palp, Inc. dba Excel	23%	21%	100%
Penhall (sub to GGG Demo)	0%	0%	93%
Penhall (sub to Power One, LLC)	0%	23%	100%
Performance Contracting, Inc.	0%	5%	100%
Phoenix Landscape	0%	0%	40%
Power One	0%	18%	63%
Quality Production Services, Inc.	0%	20%	86%
Sasco	10%	76%	98%
The McIntyre Company	13%	0%	56%
Vertical Access, Inc.	0%	0%	100%
Vertical sub to Quality Production	0%	9%	58%

Contractors have submitted Certified Payroll Reports and who are **below 40%** of the PLA Local Hire (Los Angeles & Orange County) Goal:

Contractor	1 <sup>st</sup> Tier Zip Codes	2 <sup>nd</sup> Tier Zip Codes	3 <sup>rd</sup> Tier Zip Codes
Architectural Design & Signs	0%	0%	<b>0%</b>
Badger Daylighting Corp.	0%	0%	<b>0%</b>
Boston Barricade	0%	0%	<b>0%</b>
C Below	0%	0%	<b>32%</b>
Geoboden	0%	0%	<b>34%</b>
Green Vista Landscape	0%	0%	<b>0%</b>



<b>RE:</b>	<b>Community Economic Development Efforts through April 20, 2021</b>
Project:	Long Beach Airport Terminal Phase II
Prime Contractor:	Swinerton Builders

<b>Contractor</b>	<b>1<sup>st</sup> Tier Zip Codes</b>	<b>2<sup>nd</sup> Tier Zip Codes</b>	<b>3<sup>rd</sup> Tier Zip Codes</b>
Pavement Recycling Systems	0%	0%	<b>0%</b>
Penhall (sub to Murray Company)	0%	0%	<b>0%</b>
Quality Rebar	0%	0%	<b>0%</b>
Quality Reinforcing	0%	0%	<b>1%</b>
RJ Noble	0%	0%	<b>28%</b>

Disadvantaged/Veteran workers (10% Goal): **Currently 1%**

Total Project Hours: 50,904

Total Disadvantaged Hours: 0

Total Veteran Hours: 359

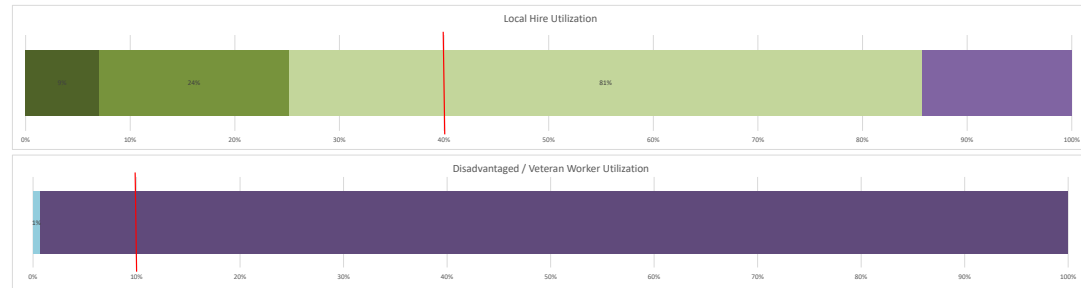
Contractors who are working toward and exceeding the **PLA Disadvantaged/Veteran goal of 10%**: *(percentages reflect workers who are verified as Disadvantaged or Veteran for the hours performed by each contractor)*

- Bali Construction: 6%
- Foundation Service: 7%
- Murray Company: 1%

The remaining contractors working on this project have 0% verified worker hours that count toward the 10% PLA Disadvantaged / Veteran goal *(percentages reflect workers who are verified as Disadvantaged by Pacific Gateway Workforce Investment Network and Veterans verified by Parsons)*.

We look forward to working with Swinerton Builders toward the achievement of the City of Long Beach's PLA Local Hire and Disadvantaged/Veteran goal.

Project: LB Airport Terminal Improvements Phase 2  
 Prime: Swinerton



	LONG BEACH RESIDENT (1st Tier)			GATEWAY CITIES RESIDENT (2nd Tier)			LA/OC RESIDENT (3rd Tier) - Includes Long Beach & Gateway 20 Cities			DISADVANTAGED (Verified by Pacific Gateway)*			VETERAN (Verified by Parsons)*			DISADVANTAGED / VETERAN			TOTAL	
	# Long Beach Worker	% Hours Long Beach Residents	Hours Long Beach	# Gateway Cities Worker	% Hours Gateway Residents	Hours Gateway Cities	# LA/OC Workers	% Hours LA/OC Residents	Hours LA/OC	# Disadvantaged Workers	% Hours Disadvantaged	Hours Disadvantaged	# Veteran Workers	% Hours Veteran	Hours Veteran	# Disadvantaged / Veteran Workers	% Hours Disadvantaged / Veteran	Hours Disadvantaged / Veteran	All Workers	Total Project Hours
<b>Project Total</b>	<b>87</b>	<b>9%</b>	<b>4753</b>	<b>123</b>	<b>24%</b>	<b>12423</b>	<b>413</b>	<b>81%</b>	<b>41362</b>	<b>0</b>	<b>0%</b>	<b>0</b>	<b>0</b>	<b>0.7%</b>	<b>169</b>	<b>3</b>	<b>1%</b>	<b>359</b>	<b>620</b>	<b>59064</b>
Swinerton	1	0%	8	11	13%	784	29	67%	3952	0	0%	0	0	0%	0	0	0%	0	44	5902
ACCIO Engineered Systems	3	42%	606	2	11%	155	11	83%	1212	0	0%	0	0	0%	0	0	0%	0	18	1431
Advanced Cable Solutions, Inc.	0	0%	0	3	87%	103	4	100%	119	0	0%	0	0	0%	0	0	0%	0	4	119
Altitude, Inc.	8	60%	144	3	26%	92	15	100%	358	0	0%	0	0	0%	0	0	0%	0	15	358
Architectural Design and Signs	0	0%	0	0	0%	0	0	0%	0	0	0%	0	0	0%	0	0	0%	0	4	40
Badger Duvallhine Corp.	0	0%	0	0	0%	0	0	0%	0	0	0%	0	0	0%	0	0	0%	0	1	6
Bull Construction, Inc.	0	0%	0	13	92%	1650	33	86%	3343	0	0%	0	1	6%	243	1	6%	243	48	3883
Baker Electric	3	21%	2126	4	7%	602	16	91%	8049	0	0%	0	0	0%	0	0	0%	0	23	8813
Best Contracting Services, Inc.	1	1%	8	5	22%	125	14	85%	493	0	0%	0	0	0%	0	0	0%	0	17	581
Boston Barricade	0	0%	0	0	0%	0	0	0%	0	0	0%	0	0	0%	0	0	0%	0	10	117
C Below	0	0%	0	0	0%	0	3	32%	57	0	0%	0	0	0%	0	0	0%	0	8	175
California Hi-Tech Flooring, Inc.	0	0%	0	1	25%	16	3	63%	40	0	0%	0	0	0%	0	0	0%	0	6	64
Center Concrete Cutting, Inc.	0	0%	0	0	0%	0	1	100%	4	0	0%	0	0	0%	0	0	0%	0	1	4
Connor Concrete Cutting & Coring (Mini)	0	0%	0	1	100%	69	1	100%	69	0	0%	0	0	0%	0	0	0%	0	1	69
Connor Concrete Cutting & Coring (Power One)	0	0%	0	1	64%	7	1	64%	7	0	0%	0	0	0%	0	0	0%	0	2	11
Control Air Enterprises, Inc.	0	0%	0	1	4%	8	2	99%	194	0	0%	0	0	0%	0	0	0%	0	4	196
Cravens Fence	0	0%	0	8	25%	230	21	86%	765	0	0%	0	0	0%	0	0	0%	0	26	867
Crivens, M&D Construction	0	0%	0	0	0%	0	3	49%	88	0	0%	0	0	0%	0	0	0%	0	6	154
Environmental Construction Group, Inc.	1	2%	59	12	20%	756	32	82%	1074	0	0%	0	0	0%	0	0	0%	0	17	3738
Elbow Energy Field Services	0	0%	0	7	37%	381	6	97%	469	0	0%	0	0	0%	0	0	0%	0	8	483
Foundations Service Corp.	2	22%	122	3	32%	180	7	93%	532	0	0%	0	1	7%	42	1	7%	42	8	564
Five Safe Group, Inc.	1	47%	433	0	0%	0	2	100%	930	0	0%	0	0	0%	0	0	0%	0	2	930
Geobaden	0	0%	0	0	0%	0	1	34%	18	0	0%	0	0	0%	0	0	0%	0	3	53
GGG Demolition, Inc.	2	1%	24	8	14%	229	29	85%	1421	0	0%	0	0	0%	0	0	0%	0	38	1677
Greene Electric, Inc.	1	48%	141	1	6%	16	3	62%	181	0	0%	0	0	0%	0	0	0%	0	4	280
Greene Vista Landscape	0	0%	0	0	0%	0	0	0%	0	0	0%	0	0	0%	0	0	0%	0	2	16
ISEC, Inc.	0	0%	0	3	100%	16	3	100%	16	0	0%	0	0	0%	0	0	0%	0	3	16
JLS Concrete Paving	1	56%	24	0	0%	0	4	100%	43	0	0%	0	0	0%	0	0	0%	0	4	43
JMH Engineering sub to Baker	5	12%	525	8	57%	2401	19	95%	4008	0	0%	0	0	0%	0	0	0%	0	24	4220
JMH Engineering sub to Sisco	0	0%	0	2	68%	26	4	100%	38	0	0%	0	0	0%	0	0	0%	0	4	38
Johnson Controls Fire Protection LP	0	0%	0	0	0%	0	2	65%	33	0	0%	0	0	0%	0	0	0%	0	3	51
Juboo Testline	1	27%	6	0	0%	0	3	100%	22	0	0%	0	0	0%	0	0	0%	0	3	22
Leko Construction, Inc.	1	6%	16	2	29%	80	7	74%	298	0	0%	0	0	0%	0	0	0%	0	9	280
Mirina Landscape, Inc.	0	0%	0	0	0%	0	3	41%	17	0	0%	0	0	0%	0	0	0%	0	6	41
Mitt Chlor, Inc.	0	0%	0	0	0%	0	1	56%	8	0	0%	0	0	0%	0	0	0%	0	3	14
Mike Zarp, Inc. sub to Swinerton	0	0%	0	0	0%	0	7	62%	272	0	0%	0	0	0%	0	0	0%	0	16	435
Mike Zarp, Inc. sub to Control Air Enterprises	0	0%	0	0	0%	0	3	40%	8	0	0%	0	0	0%	0	0	0%	0	3	20
Murray Company	0	0%	0	6	15%	1038	24	64%	4322	0	0%	0	1	1%	74	1	1%	74	49	6773
Myers & Sons Hi-Way Safety, Inc.	0	0%	0	0	0%	0	2	100%	30	0	0%	0	0	0%	0	0	0%	0	2	30
Ondate Plastering Contracting	0	0%	0	0	0%	0	1	50%	19	0	0%	0	0	0%	0	0	0%	0	2	38
Palo, Inc. dba Excel Paving	3	23%	26	2	21%	24	11	100%	115	0	0%	0	0	0%	0	0	0%	0	11	115
Pavement Recycling Systems	0	0%	0	0	0%	0	0	0%	0	0	0%	0	0	0%	0	0	0%	0	1	9
Penhall sub to GGG Demolition	0	0%	0	0	0%	0	5	93%	97	0	0%	0	0	0%	0	0	0%	0	6	104
Penhall sub to Murray Company	0	0%	0	0	0%	0	0	0%	0	0	0%	0	0	0%	0	0	0%	0	1	4
Penhall sub to Power One LLC	0	0%	0	1	23%	8	2	100%	36	0	0%	0	0	0%	0	0	0%	0	2	36
Performance Contracting, Inc.	0	0%	0	1	5%	4	4	100%	75	0	0%	0	0	0%	0	0	0%	0	4	75
Phoenix Landscape	0	0%	0	0	0%	0	2	40%	10	0	0%	0	0	0%	0	0	0%	0	4	25
Power One LLC	0	0%	0	3	18%	111	16	63%	1081	0	0%	0	0	0%	0	0	0%	0	27	1718
Quality Production Services, Inc.	0	0%	0	5	20%	295	18	86%	1251	0	0%	0	0	0%	0	0	0%	0	24	1457
Quality Rebar, Inc.	0	0%	0	0	0%	0	0	0%	0	0	0%	0	0	0%	0	0	0%	0	6	41
Quality Reinforcing	0	0%	0	0	0%	0	3	1%	6	0	0%	0	0	0%	0	0	0%	0	20	460
RJ Noble	0	0%	0	0	0%	0	2	28%	16	0	0%	0	0	0%	0	0	0%	0	5	57
Sisco	2	10%	420	9	76%	3060	24	98%	3943	0	0%	0	0	0%	0	0	0%	0	27	4006
The McIntyre Company	1	13%	16	0	0%	0	2	56%	70	0	0%	0	0	0%	0	0	0%	0	3	124
Vertical Access, Inc.	0	0%	0	0	0%	0	3	100%	24	0	0%	0	0	0%	0	0	0%	0	3	24
Vertical Access, Inc. sub to Quality Production	0	0%	0	2	9%	6	4	58%	40	0	0%	0	0	0%	0	0	0%	0	5	69

\*Percentages reflect workers who are verified as Disadvantaged by Pacific Gateway Workforce Investment Network and Veterans verified by Parsons (per COLB PLA Section 3.5 (c))



**Parsons Constructors Inc.**

100 West Walnut Street • Pasadena, California 91124 • (626) 440-3000 • Fax: (626) 440-2516

Date: April 26, 2021

To: Tom Luby  
General Consolidated Constructors  
tom@gcc-inc.us

CC: Karina Chavez, General Consolidated  
Michelle Harati, Harati Solutions  
Tony Resendez, City of Long Beach  
Melissa Pyun, City of Long Beach  
Dan Sloan, Parsons  
Don Maurer, Parsons  
Rasien Connelly, Parsons

From: Tara Neumann, Parsons  
Tara.Neumann@parsons.com

**RE: Community Economic Development Efforts at the City of Long Beach**  
Project: Granada / Junipero Beach Concession Renovations & Site Improvements  
Prime Contractor: General Consolidated Constructors  
Attachment: Local Hire & Disadvantaged/Veteran Worker Report

In working toward meeting the City of Long Beach's PLA goals on the City of Long Beach Granada / Junipero Beach Concession Renovations and Site Improvements project, we are providing you with an update of the current percentages achieved by General Consolidated Constructors and its subcontractors.

We are highlighting those contractors who are exceeding the Local Hire and Disadvantaged/Veteran Goals and those who could use a boost in increasing their numbers. I've attached a summary report for your reference which includes all CPR data received through April 20, 2021.

This project is funded with Tidelands funds, therefore the COLB, PLA Article 3, Section 3.5(a)(1) is applicable. "Where Project Work is funded in full or in part by the State of California Tidelands funds, the term Local Resident, as used in this section shall mean an individual whose primary place of residence is within the Counties of Los Angeles or Orange".

**Project overall Local Resident Goal (40% Goal):**

- 3<sup>rd</sup> Tier Zip Codes (Los Angeles & Orange County – includes Long Beach & Gateway Cities Zip Codes): Currently 62%
- 1<sup>st</sup> Tier Zip Codes: (Long Beach Zip Codes): Currently 12%
- 2<sup>nd</sup> Tier Zip Codes (Gateway Cities): Currently 11%

Contractors who have submitted CPRs that are currently *exceeding* the City of Long Beach PLA Local Hire Goal of 40% are as follows:

Contractor	1 <sup>st</sup> Tier Zip Codes	2 <sup>nd</sup> Tier Zip Codes	3 <sup>rd</sup> Tier Zip Codes
General Consolidated Constructors	11%	13%	60%
Mark Beamish	17%	0%	100%
Merli Concrete Pumping	19%	0%	95%
Ortco, Inc.	0%	52%	100%
T.J. Janca Construction	30%	0%	100%



<b>RE:</b>	<b>Community Economic Development Efforts through April 20, 2021</b>
Project:	City of Long Beach Granada / Junipero Beach Concession
Prime Contractor:	General Consolidated Constructors

Contractor	1 <sup>st</sup> Tier Zip Codes	2 <sup>nd</sup> Tier Zip Codes	3 <sup>rd</sup> Tier Zip Codes
The Blakely Co., Inc.	0%	0%	100%

Contractors have submitted Certified Payroll Reports and who are **below 40%** of the PLA Local Hire (Los Angeles & Orange County) Goal:

Contractor	1 <sup>st</sup> Tier Zip Codes	2 <sup>nd</sup> Tier Zip Codes	3 <sup>rd</sup> Tier Zip Codes
Big Bear Electric	0%	0%	<b>33%</b>
Ondatje Contracting Inc.	0%	0%	<b>11%</b>
On Point Land Surveying	0%	0%	<b>0%</b>
Spectrasystems dba Spectraturf	27%	0%	<b>27%</b>
Western Sign & Awning	0%	0%	<b>0%</b>

Disadvantaged/Veteran workers (10% Goal): **Currently 5%**  
 Total Project Hours: 14,534  
 Total Disadvantaged Hours: 0  
 Total Veteran Hours: 699

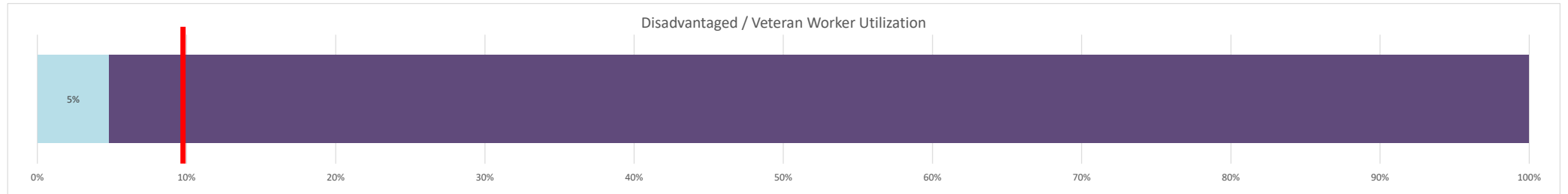
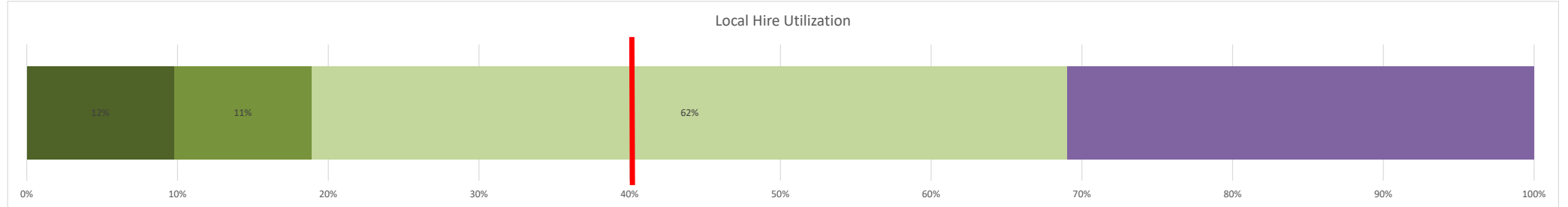
Contractors who are working toward and exceeding the **PLA Disadvantaged/Veteran goal of 10%**:  
*(percentages reflect workers who are verified as Disadvantaged or Veteran for the hours performed by each contractor)*

- General Consolidated Constructors: 6%

The remaining contractors working on this project have 0% verified worker hours that count toward the 10% PLA Disadvantaged / Veteran goal *(percentages reflect workers who are verified as Disadvantaged by Pacific Gateway Workforce Investment Network and Veterans verified by Parsons as per COLB PLA Section 3.5 (c)).*

We look forward to working with General Consolidated Constructors toward the achievement of the City of Long Beach's PLA Local Hire and Disadvantaged/Veteran goal.

Project: City of Long Beach - Granada / Junipero Beach Concession Renovations & Site Improvements  
 Prime: General Consildated Constructors



	LONG BEACH RESIDENT (1st Tier)			GATEWAY CITIES RESIDENT (2nd Tier)			LA/OC RESIDENT (3rd Tier) - includes Long Beach & Gateway Zip Codes			DISADVANTAGED (Verified by Pacific Gateway)*			VETERAN (Verified by Parsons)*			DISADVANTAGED / VETERAN			TOTAL	
	# Long Beach Worker	% Hours Long Beach Residents	Hours Long Beach	# Gateway Cities Worker	% Hours Gateway Residents	Hours Gateway Cities	# LA/OC Workers	% Hours LA/OC Residents	Hours LA/OC	# Disadvantaged Workers	% Hours Disadvantaged	Hours Disadvantaged	# Veteran Workers	% Hours Veteran	Hours Veteran	# Disadvantaged / Veteran Workers	% Hours Disadvantaged / Veteran	Hours Disadvantaged / Veteran	All Workers	Total Project Hours
<b>Project Total</b>	<b>15</b>	<b>12%</b>	<b>1750</b>	<b>14</b>	<b>11%</b>	<b>1641</b>	<b>80</b>	<b>62%</b>	<b>8983</b>	<b>0</b>	<b>0%</b>	<b>0</b>	<b>1</b>	<b>5%</b>	<b>699</b>	<b>1</b>	<b>5%</b>	<b>699</b>	<b>114</b>	<b>14534</b>
General Consildated Constructors	9	11%	1333	13	13%	1635	46	60%	7323	0	0%	0	1	6%	699	1	6%	699	63	12265
Big Bear Electric	0	0%	0	0	0%	0	1	33%	76	0	0%	0	0	0%	0	0	0%	0	5	231
Mark Beamish Waterproofing	1	17%	4	0	0%	0	5	100%	23	0	0%	0	0	0%	0	0	0%	0	5	23
Merli Concrete Pumping	2	19%	32	0	0%	0	13	95%	160	0	0%	0	0	0%	0	0	0%	0	14	169
Ondatje Contracting, Inc.	0	0%	0	0	0%	0	1	11%	11	0	0%	0	0	0%	0	0	0%	0	4	101
On Point Land Surveying, Inc.	0	0%	0	0	0%	0	0	0%	0	0	0%	0	0	0%	0	0	0%	0	1	44
Ortco, Inc.	0	0%	0	1	52%	7	2	100%	13	0	0%	0	0	0%	0	0	0%	0	2	13
The Blakely Co., Inc.	0	0%	0	0	0%	0	3	100%	332	0	0%	0	0	0%	0	0	0%	0	3	332
TJ Janca Construction	2	30%	291	0	0%	0	8	100%	955	0	0%	0	0	0%	0	0	0%	0	8	955
Spectrasystems DBA Spectraturf	1	27%	90	0	0%	0	1	27%	90	0	0%	0	0	0%	0	0	0%	0	5	329
Western Sign & Awning, Inc.	0	0%	0	0	0%	0	0	0%	0	0	0%	0	0	0%	0	0	0%	0	4	72

\*Percentages refer workers who are verified as Disadvantaged by Pacific Gateway Workforce Investment Network and Veterans verified by Parsons (per COLB PLA Section 3.5 (c))



**Parsons Constructors Inc.**

100 West Walnut Street • Pasadena, California 91124 • (626) 440-3000 • Fax: (626) 440-2516

Date: April 26, 2021

To: Scott Mothershed  
 Reyes Construction, Inc.  
 smothershed@reyesconstruction.com

CC: Theresa Hernandez, Reyes Construction  
 Mahmoud Akhavain, Harris & Assoc.  
 Michelle Harati, Harati Solutions  
 Mouhsen Habib, City of Long Beach  
 Melissa Pyun, City of Long Beach  
 Dan Sloan, Parsons  
 Rasien Connelly, Parsons

From: Tara Neumann, Parsons  
 Tara.Neumann@parsons.com

**RE: Community Economic Development Efforts at the City of Long Beach**  
**Project: City of Long Beach Naples Island Permanent Seawall Rebuild Phase 2**  
**Prime Contractor: Reyes Construction, Inc.**  
**Attachment: Local Hire & Disadvantaged/Veteran Worker Report**

In working toward meeting the City of Long Beach's PLA goals on the City of Long Beach Naples Island Permanent Seawall Rebuild Phase 2 project, we are providing you with an update of the current percentages achieved by Reyes Construction, Inc. and its subcontractors.

We are highlighting those contractors who are exceeding the Local Hire and Disadvantaged/Veteran Goals and those who could use a boost in increasing their numbers. I've attached a summary report for your reference which includes all CPR data received through April 20, 2021.

This project is funded with Tidelands funds, therefore the COLB, PLA Article 3, Section 3.5(a)(1) is applicable. "Where Project Work is funded in full or in part by the State of California Tidelands funds, the term Local Resident, as used in this section shall mean an individual whose primary place of residence is within the Counties of Los Angeles or Orange".

**Project overall Local Resident Goal (40% Goal):**

- 3<sup>rd</sup> Tier Zip Codes (Los Angeles & Orange County – includes Long Beach & Gateway Cities Zip Codes): Currently 52%
- 1<sup>st</sup> Tier Zip Codes: (Long Beach Zip Codes): Currently 5%
- 2<sup>nd</sup> Tier Zip Codes (Gateway Cities): Currently 13%

Contractors who have submitted CPRs that are currently *exceeding* the City of Long Beach PLA Local Hire Goal of 40% are as follows:

Contractor	1 <sup>st</sup> Tier Zip Codes	2 <sup>nd</sup> Tier Zip Codes	3 <sup>rd</sup> Tier Zip Codes
Reyes Construction, Inc.	5%	13%	52%
Allied Steel Company	0%	30%	77%
Bill Carr Survey	39%	12%	100%
Blue Iron	0%	0%	55%
Forkert Engineering & Surveying	0%	2%	70%





**RE:** Community Economic Development Efforts through April 20, 2021  
**Project:** City of Long Beach Naples Island Permanent Sewall Rebuild Phase 2  
**Prime Contractor:** Reyes Construction, Inc.

Contractor	1 <sup>st</sup> Tier Zip Codes	2 <sup>nd</sup> Tier Zip Codes	3 <sup>rd</sup> Tier Zip Codes
Global Diving & Salvage	89%	0%	89%
Gonsalves & Santucci dba Conco	3%	0%	88%
Marina Landscape	0%	0%	90%
MSL Electric	1%	11%	50%
Penhall	0%	29%	100%
Tipco Engineering	0%	0%	50%

Contractors have submitted Certified Payroll Reports and who are **below 40%** of the PLA Local Hire (Los Angeles & Orange County) Goal:

Contractor	1 <sup>st</sup> Tier Zip Codes	2 <sup>nd</sup> Tier Zip Codes	3 <sup>rd</sup> Tier Zip Codes
Hardy & Harper, Inc.	0%	0%	<b>38%</b>
Monroy Steel, Inc.	0%	10%	<b>38%</b>
QC Southwest	0%	0%	<b>30%</b>

Disadvantaged/Veteran workers (10% Goal): **Currently 8%**

Total Project Hours: 49,102

Total Disadvantaged Hours: 4,125

Total Veteran Hours: 2,118

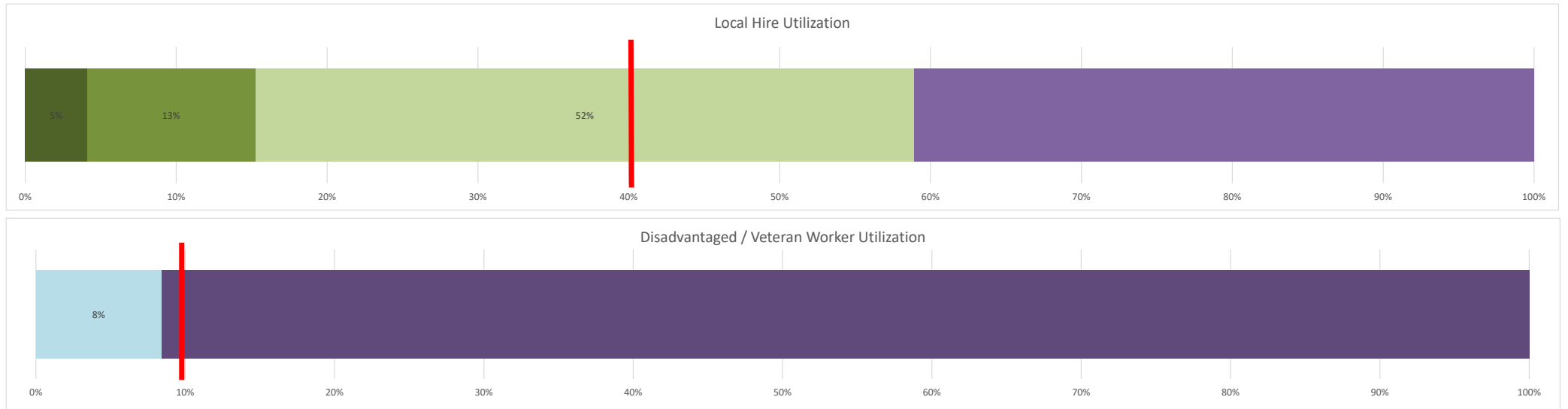
Contractors who are working toward and exceeding the **PLA Disadvantaged/Veteran goal of 10%:**  
*(percentages reflect workers who are verified as Disadvantaged or Veteran for the hours performed by each contractor)*

- Reyes Construction: 10%
- Global Diving 30%
- MSL Electric: 0.1%

The remaining contractors working on this project have 0% verified worker hours that count toward the 10% PLA Disadvantaged / Veteran goal *(percentages reflect workers who are verified as Disadvantaged by Pacific Gateway Workforce Investment Network and Veterans verified by Parsons as per COLB PLA Section 3.5 (c)).*

We look forward to working with Reyes Construction, Inc. toward the achievement of the City of Long Beach's PLA Local Hire and Disadvantaged/Veteran goal.

Project: City of Long Beach - Naples Seawall Rebuild Phase 2  
 Prime: Reyes Construction, Inc.



	LONG BEACH RESIDENT (1st Tier)			GATEWAY CITIES RESIDENT (2nd Tier)			LA/OC RESIDENT (3rd Tier) - includes Long Beach & Gateway Zip Codes			DISADVANTAGED (Verified by Pacific Gateway)*			VETERAN (Verified by Parsons)*			DISADVANTAGED / VETERAN			TOTAL	
	# Long Beach Worker	% Hours Long Beach Residents	Hours Long Beach	# Gateway Cities Worker	% Hours Gateway Residents	Hours Gateway Cities	# LA/OC Workers	% Hours LA/OC Residents	Hours LA/OC	# Disadvantaged Workers	% Hours Disadvantaged	Hours Disadvantaged	# Veteran Workers	% Hours Veteran	Hours Veteran	# Disadvantaged / Veteran Workers	% Hours Disadvantaged / Veteran	Hours Disadvantaged / Veteran	All Workers	Total Project Hours
<b>Project Total</b>	<b>13</b>	<b>5%</b>	<b>2379</b>	<b>19</b>	<b>13%</b>	<b>6453</b>	<b>121</b>	<b>52%</b>	<b>25303</b>	<b>1</b>	<b>4%</b>	<b>2,007</b>	<b>5</b>	<b>4%</b>	<b>2,118</b>	<b>6</b>	<b>8%</b>	<b>4125</b>	<b>209</b>	<b>49102</b>
Reyes Construction, Inc.	4	4%	1524	8	14%	5409	36	48%	19230	1	5%	2007	3	5%	1868	4	10%	3875	72	39845
Allied Steel Company	0	0%	0	3	30%	622	9	77%	1620	0	0%	0	0	0%	0	0	0%	0	14	2091
Bill Carr Survey	1	39%	90	1	12%	28	4	100%	228	0	0%	0	0	0%	0	0	0%	0	4	228
Blue Iron	0	0%	0	0	0%	0	2	55%	328	0	0%	0	0	0%	0	0	0%	0	4	598
Forkert Engineering & Surveying	0	0%	0	1	2%	11	6	70%	419	0	0%	0	0	0%	0	0	0%	0	8	598
Global Diving & Salvage, Inc.	5	89%	733	0	0%	0	5	89%	733	0	0%	0	1	30%	247	1	30%	247	9	824
Gonsalves & Santucci dba Conco Pumping	1	3%	8	0	0%	0	7	88%	230	0	0%	0	0	0%	0	0	0%	0	9	261
Hardy & Harper, Inc.	0	0%	0	0	0%	0	4	38%	59	0	0%	0	0	0%	0	0	0%	0	14	154
Marina Landscape	0	0%	0	0	0%	0	21	90%	717	0	0%	0	0	0%	0	0	0%	0	29	799
Monroy Steel, Inc.	0	0%	0	1	10%	100	4	38%	376	0	0%	0	0	0%	0	0	0%	0	10	984
MSL Electric	2	1%	24	4	11%	267	16	50%	1257	0	0%	0	1	0%	3	1	0.1%	3	26	2513
Penhall Company	0	0%	0	1	29%	16	4	100%	56	0	0%	0	0	0%	0	0	0%	0	4	56
QC Southwest	0	0%	0	0	0%	0	1	30%	36	0	0%	0	0	0%	0	0	0%	0	2	121
Tipco Engineering, Inc.	0	0%	0	0	0%	0	2	50%	16	0	0%	0	0	0%	0	0	0%	0	4	32

\*Percentages reflect workers who are verified as Disadvantaged by Pacific Gateway Workforce Investment Network and Veterans verified by Parsons (per COLB PLA Section 3.5 (c))