



Parsons Constructors Inc.

100 West Walnut Street • Pasadena, California 91124 • (626) 440-3000 • Fax: (626) 440-2516

Date: June 8, 2018

To: Natalie Peters
LA Engineering
npeters@laeng.net

CC: Mitch Ward, LA Engineering
Beth Ballard, LA Engineering
Rick Panos, Simplus
Kevin Smith, Simplus
Meredith Reynolds, City of Long Beach
Timothy Ralston, City of Long Beach
Stephanie Eaves, City of Long Beach
Sandy Palmer, City of Long Beach
Dan Sloan, Parsons
Don Maurer, Parsons
Rasien Connelly, Parsons

From: Mandy Oelschlager, Parsons
Mandy.oelschlager@parsons.com

RE: Final Community Economic Development Efforts at the City of Long Beach
Project: Admiral Kidd Artificial Turf
Prime Contractor: LA Engineering
Attachment: Local Hire & Disadvantaged/Veteran Worker Report

In working toward meeting the City of Long Beach's PLA goals on the Admiral Kidd Artificial Turf Project, we are providing you with a final update of the percentages achieved by LA Engineering and its subcontractors.

I've attached a final report for your reference which includes all CPR data received throughout the project.

Project overall Local Resident Goal (40% Goal):

- 1st Tier Zip Codes (Long Beach Zip Codes): Currently 23%
- 2nd Tier Zip Codes (Gateway Cities): Currently 2%
- 3rd Tier Zip Codes (Los Angeles & Orange County – includes Long Beach & Gateway Cities Zip Codes): Currently 92%

Contractors who have submitted CPRs that are currently *exceeding* the City of Long Beach PLA Local Hire Goal of 40%:

Contractor	1 st Tier Zip Codes	2 nd Tier Zip Codes	3 rd Tier Zip Codes
LA Engineering	26%	0.3%	99%
Ace Fence	31%	7%	84%
Case Land Surveying	0%	0%	61%
Field Turf	8%	0%	78%
VT Electric	0%	16%	59%



RE: Final Community Economic Development Efforts

Project: Admiral Kidd Artificial Turf
Prime Contractor: LA Engineering

Disadvantaged/Veteran workers (10% Goal): **3%**

Total Project Hours: 4,708

Total Disadvantaged/Veteran Hours: 160

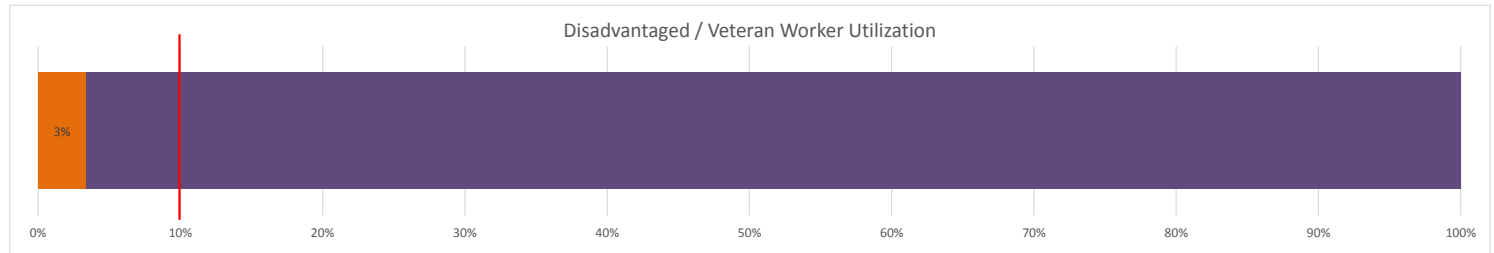
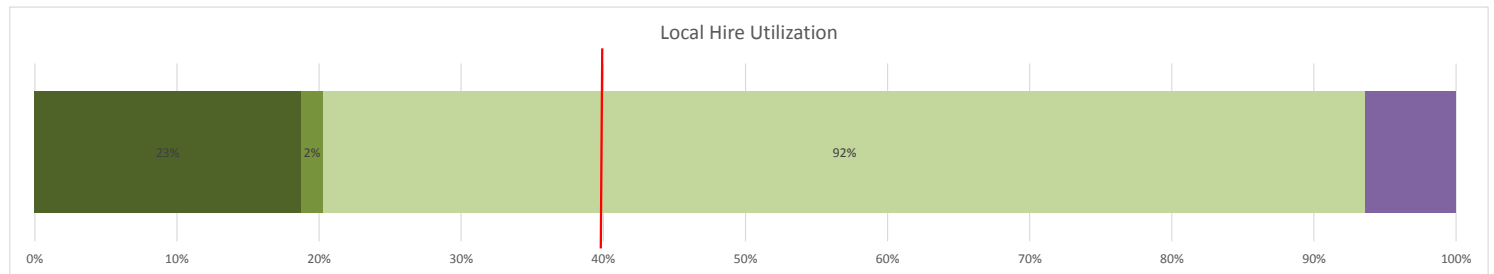
Contractors who were working toward the PLA Disadvantaged/Veteran goal of 10%:
(percentages reflect workers who are verified as Disadvantaged or Veteran for the hours performed by each contractor)

- LA Engineering: 5%

The remaining contractors working on this project have 0% verified worker hours that count toward the 10% PLA Disadvantaged / Veteran goal (percentages reflect workers who are verified as Disadvantaged by Pacific Gateway Workforce Investment Network and Veterans verified by Parsons).

Local Hire / Disadvantaged / Veteran Worker Utilization Report

Project: Admiral Kidd Park Artificial Turf
Prime: LA Engineering



	LONG BEACH RESIDENT (1st Tier)			GATEWAY CITIES RESIDENT (2nd Tier)			LA/OC RESIDENT (3rd Tier) - includes Long Beach & Gateway Zip Codes			DISADVANTAGED / VETERAN			TOTAL	
	# Long Beach Worker	% Hours Long Beach Residents	Hours Long Beach	# Gateway Cities Worker	% Hours Gateway Residents	Hours Gateway Cities	# LA/OC Workers	% Hours LA/OC Residents	Hours LA/OC	# Disadvantaged / Veteran Workers	% Hours Disadvantaged / Veteran	Hours Disadvantaged / Veteran	All Workers	Total Project Hours
Project Total	6	23%	1106	7	2%	94	48	92%	4332	1	3%	160	61	4708
LA Engineering	2	26%	796	1	0%	8	13	99%	2995	1	5%	160	14	3019
Ace Fence	3	31%	254	4	7%	62	19	84%	695	0	0%	0	22	828
Case Land Surveying	0	0%	0	0	0%	0	4	61%	11	0	0%	0	6	18
Field Turf	1	8%	56	0	0%	0	8	78%	545	0	0%	0	10	697
VT Electric	0	0%	0	2	16%	24	4	59%	86	0	0%	0	9	146



Parsons Constructors Inc.

100 West Walnut Street • Pasadena, California 91124 • (626) 440-3000 • Fax: (626) 440-2516

Date: May 25, 2018

To: Zachary Chao
CW Crosser Construction, Inc.
zachary@cwcrosser.com

CC: Yu-Tien Chao, CW Crosser
Kevin Smith, Simplus Management
John Duong, Simplus Management
Stephanie Eaves, City of Long Beach
Sandy Palmer, City of Long Beach
Salvador Barajas, Pacific Gateway
Dan Sloan, Parsons
Don Maurer, Parsons
Rasien Connelly, Parsons

From: Mandy Oelschlager, Parsons
Mandy.oelschlager@parsons.com

RE: Community Economic Development Efforts at the City of Long Beach
Project: Deforest Wetlands Restoration Project
Prime Contractor: CW Crosser Construction, Inc.
Attachment: Local Hire & Disadvantaged/Veteran Worker Report

In working toward meeting the City of Long Beach's PLA goals on the Deforest Wetlands Restoration Project, we are providing you with an update of the current percentages achieved by CW Crosser and its subcontractors.

We are highlighting those contractors who are exceeding the Local Hire and Disadvantaged/Veteran Goals and those who could use a boost in increasing their numbers. I've attached a summary report for your reference which includes all CPR data received through May 24, 2018.

Project overall Local Resident Goal (40% Goal):

- 1st Tier Zip Codes (Long Beach Zip Codes): 32%
- 2nd Tier Zip Codes (Gateway Cities): Currently 19%
- 3rd Tier Zip Codes (Los Angeles & Orange County – includes Long Beach & Gateway Cities Zip Codes): Currently 88%

Contractors who have submitted CPRs that are currently *exceeding* the City of Long Beach PLA Local Hire Goal of 40% are as follows:

Contractor	1 st Tier Zip Codes	2 nd Tier Zip Codes	3 rd Tier Zip Codes
CW Crosser	59%	17%	97%
Amezcuca Loader Service	0%	0%	100%
Barler Equipment	0%	0%	100%
Crown Fence	0%	69%	95%
EC Applications	0%	17%	67%
Hammer Down	43%	0%	100%
John S. Meek	12%	17%	81%
Marina Landscape	20%	21%	83%
Miller Equipment	0%	0%	94%
OFRS	53%	42%	100%



RE:	Community Economic Development Efforts through May 24, 2018
Project:	Deforest Wetlands Restoration
Prime Contractor:	CW Crosser

Contractor	1 st Tier Zip Codes	2 nd Tier Zip Codes	3 rd Tier Zip Codes
Power Plus	0%	28%	68%
RJ Noble	0%	7%	53%
Treesmith Enterprises	10%	2%	100%
United Fence Erectors	25%	0%	68%
US Demolition	0%	100%	100%
West Pacific Concrete	0%	55%	100%

Contractors have submitted Certified Payroll Reports and who are **below 40%** of the PLA Local Hire (Los Angeles & Orange County) Goal:

Contractor	1 st Tier Zip Codes	2 nd Tier Zip Codes	3 rd Tier Zip Codes
Addison Equipment Rental, Inc.	0%	0%	0%
Riley's Scraper Rental	0%	0%	0%
Sign Group Karman	0%	0%	0%
Site Solution Services	0%	0%	10%

Disadvantaged/Veteran workers (10% Goal): **Currently 7%**

Total Project Hours: 29,512

Total Disadvantaged/Veteran Hours: 2,196

Contractors who are working toward and exceeding the **PLA Disadvantaged/Veteran goal of 10%:** *(percentages reflect workers who are verified as Disadvantaged or Veteran for the hours performed by each contractor)*

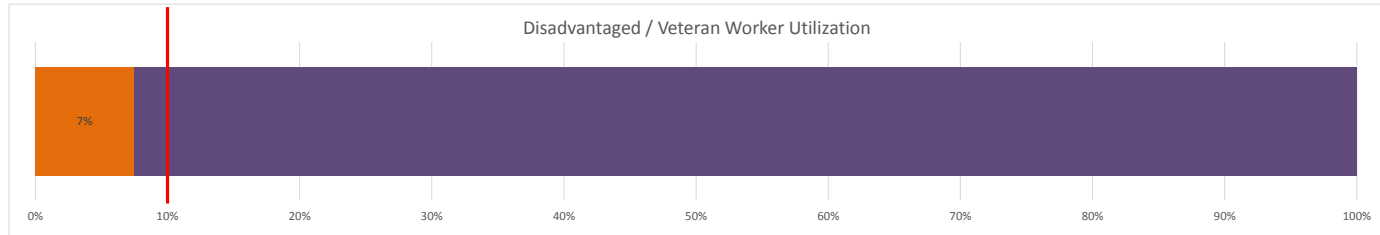
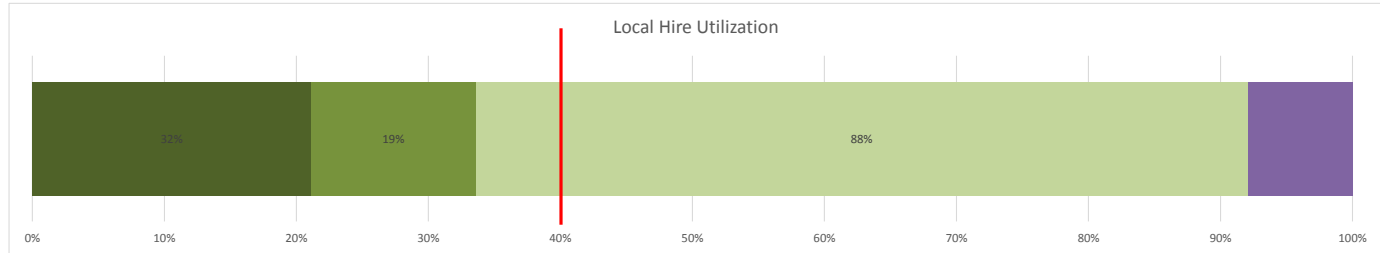
- CW Crosser: 16%
- Hammer Down: 44%
- John S. Meek: 10%
- OFRS: 10%

The remaining contractors working on this project have 0% verified worker hours that count toward the 10% PLA Disadvantaged / Veteran goal *(percentages reflect workers who are verified as Disadvantaged by Pacific Gateway Workforce Investment Network and Veterans verified by Parsons).*

We look forward to working with CW Crosser Construction, Inc. toward the achievement of the City of Long Beach's PLA Local Hire and Disadvantaged/Veteran goal.

Local Hire / Disadvantaged / Veteran Worker Utilization Report

Project: City of Long Beach - Deforest Wetlands Project
 Prime: CW Crosser Construction, Inc.



	LONG BEACH RESIDENT (1st Tier)			GATEWAY CITIES RESIDENT (2nd Tier)			LA/OC RESIDENT (3rd Tier) - includes Long Beach & Gateway Zip Codes			DISADVANTAGED / VETERAN			TOTAL	
	# Long Beach Worker	% Hours Long Beach Residents	Hours Long Beach	# Gateway Cities Worker	% Hours Gateway Residents	Hours Gateway Cities	# LA/OC Workers	% Hours LA/OC Residents	Hours LA/OC	# Disadvantaged / Veteran Workers	% Hours Disadvantaged / Veteran	Hours Disadvantaged / Veteran	All Workers	Total Project Hours
Project Total	62	32%	9,390	27	19%	5,533	200	88%	25,982	11	7%	2,196	248	29,512
CW Crosser	36	59%	6,081	5	17%	1,789	56	97%	9,997	8	16%	1,603	62	10,283
Addison Equipment Rental	0	0%	0	0	0%	0	0	0%	0	0	0%	0	3	144
Amezcuca Loader Service	0	0%	0	0	0%	0	1	100%	83	0	0%	0	1	83
Barler Equipment	0	0%	0	0	0%	0	2	100%	369	0	0%	0	2	369
Crown Fence Company	0	0%	0	3	69%	220	11	95%	305	0	0%	0	13	320
EC Applications	0	0%	0	1	17%	17	4	67%	68	0	0%	0	6	102
Hammer Down	2	43%	32	0	0%	0	4	100%	75	1	44%	33	4	75
John S Meek	5	12%	507	3	17%	723	28	81%	3,342	1	10%	393	36	4,132
Marina Landscape	5	20%	1,729	4	21%	1,756	39	83%	7,090	0	0%	0	47	8,559
Miller Equipment	0	0%	0	0	0%	0	2	94%	693	0	0%	0	4	740
OFRS	10	53%	852	4	42%	688	16	100%	1,622	1	10%	168	16	1,622
Power Plus	0	0%	0	1	28%	8	4	68%	20	0	0%	0	6	29
Rileys Scraper Rental	0	0%	0	0	0%	0	0	0%	0	0	0%	0	2	114
RJ Noble	0	0%	0	2	7%	13	10	53%	96	0	0%	0	19	181
Sign Group Karman	0	0%	0	0	0%	0	0	0%	0	0	0%	0	1	69
Site Solution Services	0	0%	0	0	0%	0	2	10%	53	0	0%	0	4	502
Treesmith Enterprises	2	10%	174	1	2%	40	14	100%	1,728	0	0%	0	14	1,728
United Fence Erectors	2	25%	16	0	0%	0	3	68%	43	0	0%	0	4	63
US Demolition	0	0%	0	1	100%	136	1	100%	136	0	0%	0	1	136
West Pacific Concrete	0	0%	0	2	55%	145	3	100%	265	0	0%	0	3	265



Parsons Constructors Inc.

100 West Walnut Street • Pasadena, California 91124 • (626) 440-3000 • Fax: (626) 440-2516

Date: May 25, 2018

To: Jeremiah Jilk
John S. Meek Company
jeremiah@johnsmEEK.com

CC: Linda Villanueva, John S. Meek
Michelle Baylor, Vanir Construction
Mouhsen Habib, City of Long Beach
Stephanie Eaves, City of Long Beach
Sandy Palmer, City of Long Beach
Dan Sloan, Parsons
Don Maurer, Parsons
Rasien Connelly, Parsons

From: Mandy Oelschlager, Parsons
Mandy.oelschlager@parsons.com

RE: Community Economic Development Efforts at the City of Long Beach
Project: Leeway Sailing Pier, Gondola Deck and Shed Structural Rebuild (R-7031)
Prime Contractor: John S. Meek Company, Inc.
Attachment: Local Hire & Disadvantaged/Veteran Worker Report

In working toward meeting the City of Long Beach's PLA goals on the Leeway Sailing Pier, Gondola Deck and Shed Structural Rebuild Project, we are providing you with an update of the current percentages achieved by John S. Meek Company, Inc. and its subcontractors.

We are highlighting those contractors who are exceeding the Local Hire and Disadvantaged/Veteran Goals and those who could use a boost in increasing their numbers. I've attached a summary report for your reference which includes all CPR data received through May 24, 2018.

This project is funded with Tidelands funds, therefore the COLB, PLA Article 3, Section 3.5(a)(1) is applicable. "Where Project Work is funded in full or in part by the State of California Tidelands funds, the term Local Resident, as used in this section shall mean an individual whose primary place of residence is within the Counties of Los Angeles or Orange".

Project overall Local Resident Goal (40% Goal):

- 3rd Tier Zip Codes (Los Angeles & Orange County – includes Long Beach & Gateway Cities Zip Codes): Currently 62%
- 1st Tier Zip Codes: (Long Beach Zip Codes): 9% (For information purposes only)
- 2nd Tier Zip Codes (Gateway Cities): Currently 12% (For information purposes only)

Contractors who have submitted CPRs that are currently *exceeding* the City of Long Beach PLA Local Hire Goal of 40%:

Contractor	1st Tier Zip Codes	2nd Tier Zip Codes	3rd Tier Zip Codes
John S. Meek Company	10%	16%	57%
Bill Carr Survey	0%	0%	85%
Faith Electric	0%	0%	45%
J & M Concrete Contractors	2%	8%	67%
Martin Brothers	14%	0%	100%
Pastusak Plumbing	59%	41%	100%
R.R. Leonard	0%	0%	50%



RE:	Community Economic Development Efforts through May 24, 2018
Project:	Leeway Sailing Pier, Gondola Deck and Shed Structural Rebuild
Prime Contractor:	John S. Meek Company, Inc.

Contractors have submitted Certified Payroll Reports and who are **below 40%** of the PLA Local Hire (Los Angeles & Orange County) Goal:

Contractor	1st Tier Zip Codes	2nd Tier Zip Codes	3rd Tier Zip Codes
Cor-Ray Painting	0%	0%	20%

Disadvantaged/Veteran workers (10% Goal): **Currently 13%**

Total Project Hours: 4,111

Total Current Disadvantaged/Veteran Hours: 545

Contractors who are working toward and exceeding the **PLA Disadvantaged/Veteran goal of 10%**: *(percentages reflect workers who are verified as Disadvantaged or Veteran for the hours performed by each contractor)*

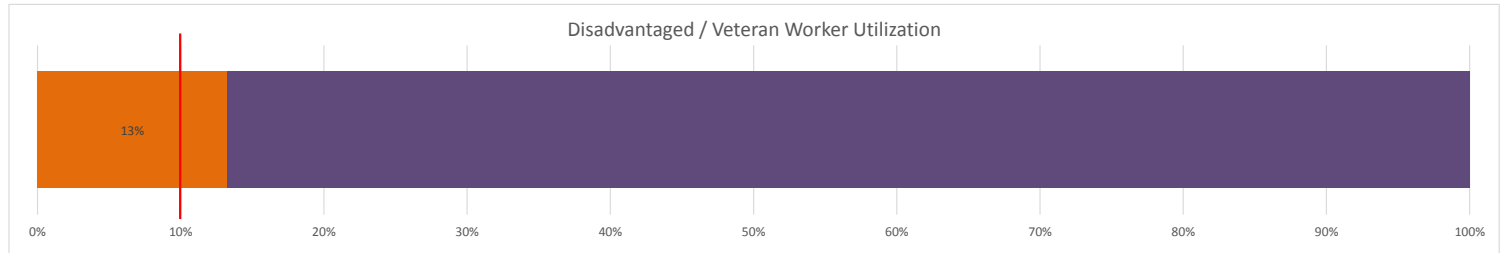
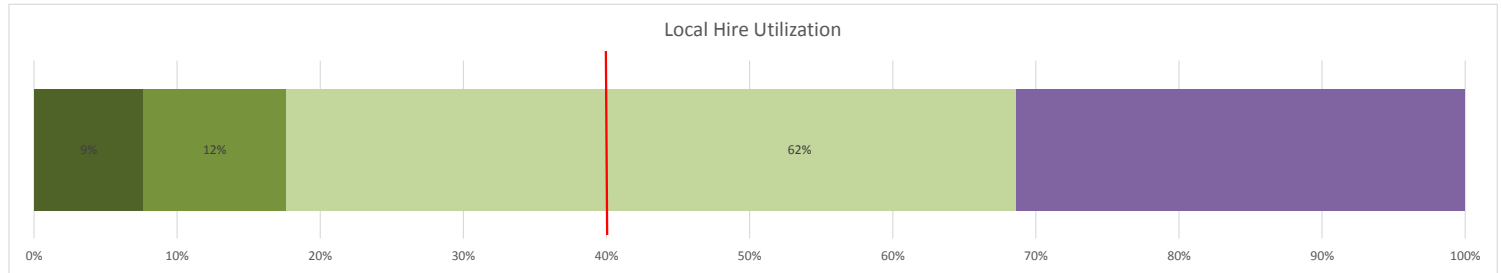
- John S. Meek Company: 17%
- Faith Electric: 16%

The remaining contractors working on this project have 0% verified worker hours that count toward the 10% PLA Disadvantaged / Veteran goal *(percentages reflect workers who are verified as Disadvantaged by Pacific Gateway Workforce Investment Network and Veterans verified by Parsons)*.

We look forward to working with John S. Meek Company, Inc. toward the achievement of the City of Long Beach's PLA Local Hire and Disadvantaged/Veteran goal.

Local Hire / Disadvantaged / Veteran Worker Utilization Report

Project: City of Long Beach - Leeway Sailing Pier, Gondola Deck and Shed Rebuild
Prime: John S. Meek Company



	LONG BEACH RESIDENT (1st Tier)			GATEWAY CITIES RESIDENT (2nd Tier)			LA/OC RESIDENT (3rd Tier) - includes Long Beach & Gateway Zip Codes			DISADVANTAGED / VETERAN			TOTAL	
	# Long Beach Worker	% Hours Long Beach Residents	Hours Long Beach	# Gateway Cities Worker	% Hours Gateway Residents	Hours Gateway Cities	# LA/OC Workers	% Hours LA/OC Residents	Hours LA/OC	# Disadvantaged / Veteran Workers	% Hours Disadvantaged / Veteran	Hours Disadvantaged / Veteran	All Workers	Total Project Hours
Project Total	8	9%	382	6	12%	496	47	62%	2,547	2	13%	545	67	4,111
John S. Meek Company	4	10%	283	2	16%	470	27	57%	1,675	1	17%	486	37	2,922
Bill Carr Survey	0	0%	0	0	0%	0	2	85%	34	0	0%	0	3	40
Cor-Ray Painting	0	0%	0	0	0%	0	1	20%	6	0	0%	0	2	30
Faith Electric	0	0%	0	0	0%	0	1	45%	166	1	16%	59	3	373
J & M Concrete Contractors	1	2%	2	1	8%	8	6	67%	66	0	0%	0	10	98
Martin Brothers	1	14%	71	2	0%	0	5	100%	508	0	0%	0	5	508
Pastusak Plumbing	2	59%	26	1	41%	18	3	100%	44	0	0%	0	3	44
R.R. Leonard Company	0	0%	0	0	0%	0	2	50%	48	0	0%	0	4	96



Parsons Constructors Inc.

100 West Walnut Street • Pasadena, California 91124 • (626) 440-3000 • Fax: (626) 440-2516

Date: May 25, 2018

To: Helen Monahan
RJ Daum Construction, Inc.
hmonahan@rjdaum.com

CC: Stephanie Gunawan-Piraner, LB Airport
Alfred Farag, Arcadis
Stephanie Eaves, City of Long Beach
Sandy Palmer, City of Long Beach
Stephan Lum, City of Long Beach
Dan Sloan, Parsons
Don Maurer, Parsons
Rasien Connelly, Parsons

From: Mandy Oelschlager, Parsons
Mandy.oelschlager@parsons.com

RE: Community Economic Development Efforts at the City of Long Beach
Project: Parking Improvements Lot A, Long Beach Airport
Prime Contractor: RJ Daum Construction, Inc.
Attachment: Local Hire & Disadvantaged/Veteran Worker Report

In working toward meeting the City of Long Beach's PLA goals on the Parking Improvements Lot A, Long Beach Airport Project, we are providing you with an update of the current percentages achieved by RJ Daum Construction and its subcontractors.

We are highlighting those contractors who are exceeding the Local Hire and Disadvantaged/Veteran Goals and those who could use a boost in increasing their numbers. I've attached a summary report for your reference which includes all CPR data received through May 24, 2018.

Project overall Local Resident Goal (40% Goal):

- 1st Tier Zip Codes (Long Beach Zip Codes): Currently 5%
- 2nd Tier Zip Codes (Gateway Cities): Currently 17%
- 3rd Tier Zip Codes (Los Angeles & Orange County – includes Long Beach & Gateway Cities Zip Codes): Currently 70%

Contractors who have submitted CPRs that are currently *exceeding* the City of Long Beach PLA Local Hire Goal of 40% are as follows:

Contractor	1 st Tier Zip Codes	2 nd Tier Zip Codes	3 rd Tier Zip Codes
RJ Daum Construction	2%	15%	76%
ABC Resources	6%	14%	54%
Bill Carr Survey	22%	0%	100%
Charles McCandless Tile	0%	0%	100%
Cosco Fire Protection	59%	2%	93%
Courtney, Inc.	0%	11%	76%
Cowelco Steel Structures	5%	44%	69%
Dittemore Insulation	0%	0%	100%
Diversified Contractors	0%	61%	90%



RE:	Community Economic Development Efforts through May 24, 2018
Project:	Parking Improvements Lot A, Long Beach Airport
Prime Contractor:	RJ Daum Construction

Contractor	1 st Tier Zip Codes	2 nd Tier Zip Codes	3 rd Tier Zip Codes
Endurance Painting	21%	14%	100%
G & G Air	0%	97%	97%
Kone Elevators	0%	0%	66%
Mike Zarp	0%	7%	77%
Pacifica Electrical Contractors	0%	5%	77%
Pacific Waterproofing	0%	66%	100%
Phoenix Landscape	0%	0%	50%
Rainbow Glazing	19%	33%	70%
R & J Sheet Metal	51%	49%	100%
Smith Brothers Crane	100%	0%	100%
Smith Emery	20%	0%	100%
Suttles Plumbing	0%	0%	49%
Vertical Access	10%	0%	85%
V & E Tree Service	0%	0%	50%
Western Paving	0%	17%	94%

Contractors have submitted Certified Payroll Reports and who are **below 40%** of the PLA Local Hire (Los Angeles & Orange County) Goal:

Contractor	1 st Tier Zip Codes	2 nd Tier Zip Codes	3 rd Tier Zip Codes
Caston	0%	7%	25%
Jones Sign	0%	0%	36%
Pavement Recycling	0%	0%	0%
Quality Reinforcing	0%	0%	16%

Disadvantaged/Veteran workers (10% Goal): **Currently 4%**

Total Project Hours: 19,478

Total Disadvantaged/Veteran Hours: 696

Contractors who are working toward and exceeding the **PLA Disadvantaged/Veteran goal of 10%:** *(percentages reflect workers who are verified as Disadvantaged or Veteran for the hours performed by each contractor)*

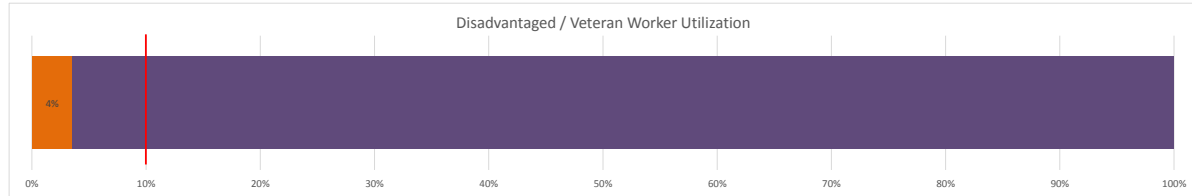
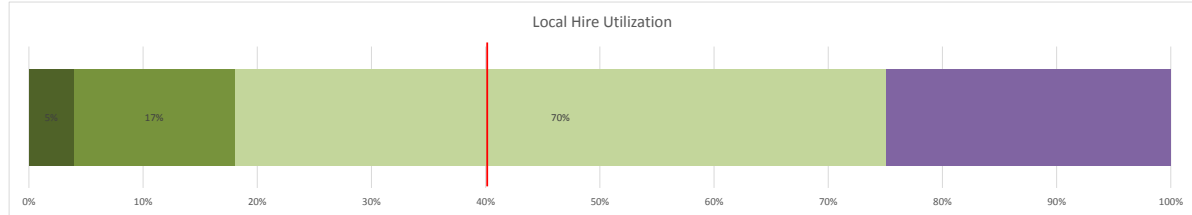
- RJ Daum Construction: 6%
- Bill Carr Survey: 28%
- Cowelco Steel: 12%
- G & G Air: 3%
- Quality Reinforcing: 4%
- Suttles Plumbing: 21%

The remaining contractors working on this project have 0% verified worker hours that count toward the 10% PLA Disadvantaged / Veteran goal *(percentages reflect workers who are verified as Disadvantaged by Pacific Gateway Workforce Investment Network and Veterans verified by Parsons).*

We look forward to working with RJ Daum Construction toward the achievement of the City of Long Beach's PLA Local Hire and Disadvantaged/Veteran goal.

Local Hire / Disadvantaged / Veteran Worker Utilization Report

Project: City of Long Beach - Parking Improvements to Lot A, Long Beach Airport
Prime: RJ Daum Construction, Inc.



	LONG BEACH RESIDENT (1st Tier)			GATEWAY CITIES RESIDENT (2nd Tier)			LA/OC RESIDENT (3rd Tier) - Includes Long Beach R. Gateway Zip Codes			DISADVANTAGED / VETERAN			TOTAL	
	# Long Beach Worker	% Hours Long Beach Residents	Hours Long Beach	# Gateway Cities Worker	% Hours Gateway Residents	Hours Gateway Cities	# LA/OC Workers	% Hours LA/OC Residents	Hours LA/OC	# Disadvantaged / Veteran Workers	% Hours Disadvantaged / Veteran	Hours Disadvantaged / Veteran	All Workers	Total Project Hours
Project Total	16	5%	935	43	17%	3345	180	70%	13561	9	4%	696	299	19478
RJ Daum Construction	1	2%	117	6	15%	844	20	76%	4438	3	6%	355	33	5804
ABC Resources	3	6%	56	2	14%	144	14	54%	540	0	0%	0	27	1005
Bill Carr Survey	1	22%	8	0	0%	0	3	100%	36	1	28%	10	3	36
Caston	0	0%	0	9	7%	185	20	25%	646	0	0%	0	62	2563
Charles McCandless Tile Contractor, Inc.	0	0%	0	0	0%	0	1	100%	8	0	0%	0	1	8
Cosco Fire Protection	1	59%	54	1	2%	2	3	93%	86	0	0%	0	4	92
Courtney, Inc.	0	0%	0	1	11%	8	5	76%	58	0	0%	0	6	76
Cowelco Steel Structures	1	5%	90	4	44%	874	7	69%	1360	1	12%	231	11	1967
Dittemore Insulation Contractors	0	0%	0	0	0%	0	1	100%	2	0	0%	0	1	2
Diversified Contractors	0	0%	0	4	61%	592	11	90%	870	1	0%	4	15	970
Endurance Painting	1	21%	450	1	14%	312	5	100%	2159	0	0%	0	5	2159
G & G Air	0	0%	0	4	97%	102	4	97%	102	1	3%	4	5	106
Jones Sign	0	0%	0	0	0%	0	2	36%	104	0	0%	0	4	284
Kone Elevators	0	0%	0	0	0%	0	9	66%	621	0	0%	0	15	934
Mike Zarp	0	0%	0	1	7%	16	7	77%	175	0	0%	0	10	227
Pacific Waterproofing & Restoration	0	0%	0	2	66%	21	3	100%	32	0	0%	0	3	32
Pacifica Electrical Contractors	0	0%	0	2	5%	78	8	77%	1231	0	0%	0	10	1599
Pavement Recycling Systems, Inc.	0	0%	0	0	0%	0	0	0%	0	0	0%	0	1	8
Phoenix Landscape	0	0%	0	0	0%	0	1	50%	16	0	0%	0	2	32
Quality Reinforcing	0	0%	0	0	0%	0	2	16%	9	1	4%	2	12	52
Rainbow Glazing	2	19%	64	2	33%	112	7	70%	240	0	0%	0	10	344
R & J Sheet Metal	3	51%	27	1	49%	26	4	100%	53	0	0%	0	4	53
Smith Brothers Crane	1	100%	26	0	0%	0	1	100%	26	0	0%	0	1	26
Smith Emery	1	20%	28	0	0%	0	7	100%	143	0	0%	0	7	143
Suttles Plumbing	0	0%	0	0	0%	0	10	49%	211	1	21%	91	15	431
Vertical Access	1	10%	16	0	0%	0	9	85%	132	0	0%	0	12	156
V & E Tree Service	0	0%	0	0	0%	0	3	50%	96	0	0%	0	6	192
Western Paving	0	0%	0	3	17%	31	13	94%	172	0	0%	0	14	182



Parsons Constructors Inc.

100 West Walnut Street • Pasadena, California 91124 • (626) 440-3000 • Fax: (626) 440-2516

Date: May 25, 2018

To: Joe Schulte
Powell Constructors.
joes@powellconstructors.com

CC: Mike Powell, Powell Constructors
Brandon Hochhauser, Powell Constructors
Eric Lopez, City of Long Beach
Stephanie Eaves, City of Long Beach
Sandy Palmer, City of Long Beach
Michael Johnston, City of Long Beach
Dan Sloan, Parsons
Don Maurer, Parsons
Rasien Connelly, Parsons

From: Mandy Oelschlager, Parsons
Mandy.oelschlager@parsons.com

RE: Community Economic Development Efforts at the City of Long Beach
Project: Seaside Way Pedestrian Bridge
Prime Contractor: Powell Constructors
Attachment: Local Hire & Disadvantaged/Veteran Worker Report

In working toward meeting the City of Long Beach's PLA goals on the Seaside Way Pedestrian Bridge Project, we are providing you with an update of the current percentages achieved by Powell Contractors and its subcontractors.

We are highlighting those contractors who are exceeding the Local Hire and Disadvantaged/Veteran Goals and those who could use a boost in increasing their numbers. I've attached a summary report for your reference which includes all CPR data received through May 24, 2018.

This project is funded with Tidelands funds, therefore the COLB, PLA Article 3, Section 3.5(a)(1) is applicable. "Where Project Work is funded in full or in part by the State of California Tidelands funds, the term Local Resident, as used in this section shall mean an individual whose primary place of residence is within the Counties of Los Angeles or Orange".

Project overall Local Resident Goal (40% Goal):

- 3rd Tier Zip Codes (Los Angeles & Orange County – includes Long Beach & Gateway Cities Zip Codes): Currently 71%
- 1st Tier Zip Codes: (Long Beach Zip Codes): 16% (For information purposes only)
- 2nd Tier Zip Codes (Gateway Cities): Currently 21% (For information purposes only)

Contractors who have submitted CPRs that are currently *exceeding* the City of Long Beach PLA Local Hire Goal of 40%:

Contractor	1 st Tier Zip Codes	2 nd Tier Zip Codes	3 rd Tier Zip Codes
Powell Constructors	23%	16%	68%
Conco Pumping	0%	0%	100%
Cor Ray Painting	0%	17%	100%
Dywidag	12%	9%	59%
Eleanor Belco	0%	45%	58%
Gerdau	0%	23%	88%
Hayward Baker	15%	30%	82%



RE:	Community Economic Development Efforts through May 24, 2018
Project:	Seaside Way Pedestrian Bridge
Prime Contractor:	Powell Constructors

Contractor	1 st Tier Zip Codes	2 nd Tier Zip Codes	3 rd Tier Zip Codes
Pacific Coast Welding, LTD	0%	0%	100%
Penhall	0%	0%	100%
S Merli	0%	12%	100%
Sierra Landscape	0%	12%	96%

Contractors who are **below 40%** of the PLA Local Hire (Los Angeles & Orange County) Goal of 40%:

Contractor	1 st Tier Zip Codes	2 nd Tier Zip Codes	3 rd Tier Zip Codes
WMB & Associates	0%	0%	38%

Disadvantaged/Veteran workers (10% Goal): **Currently 7%**

Total Project Hours: 47,106

Total Current Disadvantaged/Veteran Hours: 3,125

Contractors who are working toward and exceeding the **PLA Disadvantaged/Veteran goal of 10%**:
(percentages reflect workers who are verified as Disadvantaged or Veteran for the hours performed by each contractor)

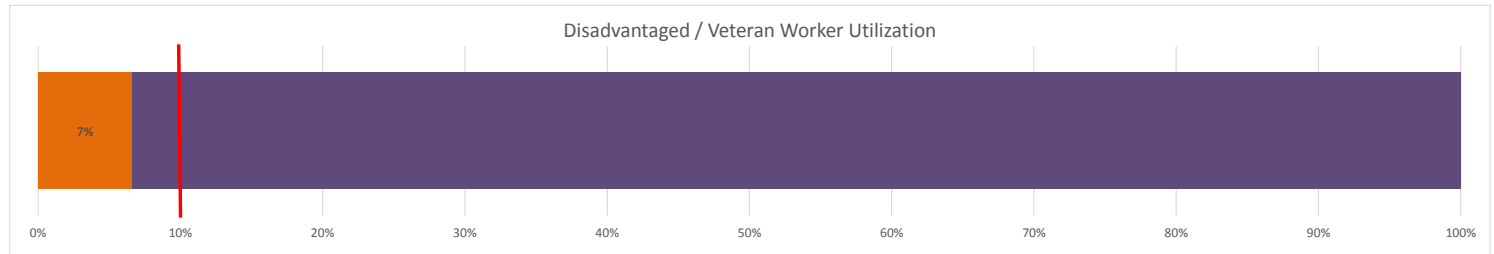
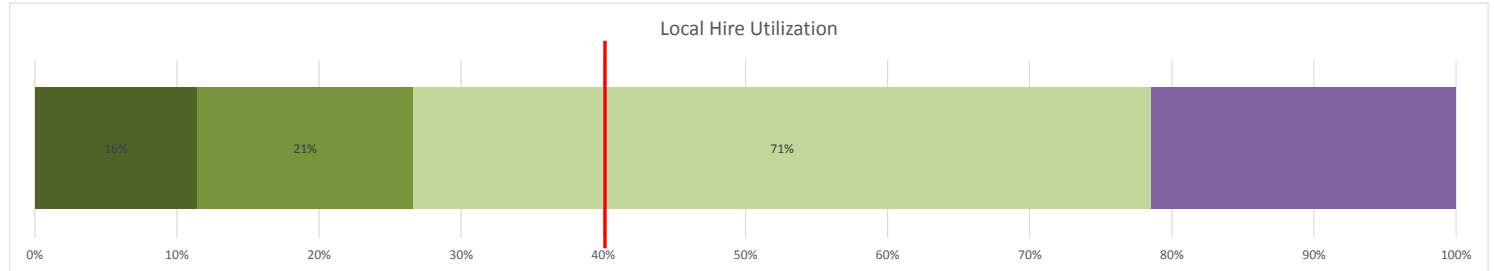
- Powell Constructors: 7%
- Eleanor Belco: 9%
- Gerdau: 10%
- S Merli: 31%

The remaining contractors working on this project have 0% verified worker hours that count toward the 10% PLA Disadvantaged / Veteran goal *(percentages reflect workers who are verified as Disadvantaged by Pacific Gateway Workforce Investment Network and Veterans verified by Parsons).*

We look forward to working with Powell Constructors toward the achievement of the City of Long Beach's PLA Local Hire and Disadvantaged/Veteran goal.

Local Hire / Disadvantaged / Veteran Worker Utilization Report

Project: City of Long Beach - Seaside Way Pedestrian Bridge
Prime: Powell Constructors



	LONG BEACH RESIDENT (1st Tier)			GATEWAY CITIES RESIDENT (2nd Tier)			LA/OC RESIDENT (3rd Tier) - includes Long Beach & Gateway Zip Codes*			DISADVANTAGED / VETERAN			TOTAL	
	# Long Beach Worker	% Hours Long Beach Residents	Hours Long Beach	# Gateway Cities Worker	% Hours Gateway Residents	Hours Gateway Cities	# LA/OC Workers	% Hours LA/OC Residents	Hours LA/OC	# Disadvantaged / Veteran Workers	% Hours Disadvantaged / Veteran	Hours Disadvantaged / Veteran	All Workers	Total Project Hours
Project Total	12	16%	7,350	43	21%	9,731	156	71%	33,347	6	7%	3,125	203	47,106
Powell Constructors	9	23%	7,166	22	16%	5,003	59	68%	21,097	3	7%	2,044	81	31,120
Conco Pumping	0	0%	0	0	0%	0	8	100%	91	0	0%	0	8	91
Cor Ray Painting	0	0%	0	3	17%	198	12	100%	1,194	0	0%	0	12	1,194
Dywidag	2	12%	34	2	9%	25	8	59%	165	0	0%	0	12	278
E Belco	0	0%	0	4	45%	3,006	10	58%	3,858	1	9%	602	16	6,663
Gerdau	0	0%	0	5	23%	1,028	23	88%	3,960	1	10%	436	28	4,505
Hayward Baker	1	15%	151	2	30%	303	7	82%	814	0	0%	0	12	994
Pacific Coast Welding, LTD	0	0%	0	0	0%	0	3	100%	784	0	0%	0	3	784
Penhall	0	0%	0	0	0%	0	4	100%	22	0	0%	0	4	22
S Merli	0	0%	0	1	12%	16	6	100%	138	1	31%	43	6	138
Sierra Landscape	0	0%	0	4	12%	152	15	96%	1,198	0	0%	0	16	1,245
WMB & Associates	0	0%	0	0	0%	0	1	38%	28	0	0%	0	5	74

*City of Long Beach, Project Labor Agreement Article 3, Section 3.5 (a)(1) "Where Project Work is funded in full or in part by State of California Tidelands funds, the term Local Resident, as used in this section shall mean an individual whose primary place of residence is within the Counties of Los Angeles or Orange"

**City of Long Beach, Project Labor Agreement Article 3, Section 3.14 Out of State Workers "In determining compliance with the targeted hiring goals of Section 3.5 above, hours of Project Work performed by residents of states other than California shall be excluded from the calculation."

* Disadvantaged Workers verified by Pacific Gateway Workforce Investment Network
 ** Veteran Workers verified by Parsons