



Parsons Constructors Inc.

100 West Walnut Street • Pasadena, California 91124 • (626) 440-3000 • Fax: (626) 440-2516

Date: February 26, 2018

To: Zachary Chao
CW Crosser Construction, Inc.
zachary@cwcrosser.com

CC: Yu-Tien Chao, CW Crosser
Kevin Smith, Simplus Management
John Duong, Simplus Management
Stephanie Eaves, City of Long Beach
Sandy Palmer, City of Long Beach
Salvador Barajas, Pacific Gateway
Dan Sloan, Parsons
Don Maurer, Parsons
Rasien Connelly, Parsons

From: Mandy Oelschlager, Parsons
Mandy.oelschlager@parsons.com

RE: Community Economic Development Efforts at the City of Long Beach
Project: Deforest Wetlands Restoration Project
Prime Contractor: CW Crosser Construction, Inc.
Attachment: Local Hire & Disadvantaged/Veteran Worker Report

In working toward meeting the City of Long Beach's PLA goals on the Deforest Wetlands Restoration Project, we are providing you with an update of the current percentages achieved by CW Crosser and its subcontractors.

We are highlighting those contractors who are exceeding the Local Hire and Disadvantaged/Veteran Goals and those who could use a boost in increasing their numbers. I've attached a summary report for your reference which includes all CPR data received through February 26, 2018.

Project overall Local Resident Goal (40% Goal):

- 1st Tier Zip Codes (Long Beach Zip Codes): 30%
- 2nd Tier Zip Codes (Gateway Cities): Currently 20%
- 3rd Tier Zip Codes (Los Angeles & Orange County – includes Long Beach & Gateway Cities Zip Codes): Currently 88%

Contractors who have submitted CPRs that are currently *exceeding* the City of Long Beach PLA Local Hire Goal of 40% are as follows:

Contractor	1 st Tier Zip Codes	2 nd Tier Zip Codes	3 rd Tier Zip Codes
CW Crosser	56%	20%	97%
Amezcuca Loader Service	0%	0%	100%
Barler Equipment	0%	0%	100%
Crown Fence	0%	78%	98%
EC Applications	0%	17%	67%
Hammer Down	43%	0%	100%
John S. Meek	12%	17%	81%
Marina Landscape	19%	21%	80%
Miller Equipment	0%	0%	94%
OFRS	53%	42%	100%



RE:	Community Economic Development Efforts through February 26, 2018
Project:	Deforest Wetlands Restoration
Prime Contractor:	CW Crosser

Contractor	1 st Tier Zip Codes	2 nd Tier Zip Codes	3 rd Tier Zip Codes
Power Plus	0%	40%	58%
RJ Noble	0%	7%	53%
Treesmith Enterprises	10%	2%	100%
United Fence Erectors	25%	0%	68%
US Demolition	0%	100%	100%
West Pacific Concrete	0%	55%	100%

Contractors have submitted Certified Payroll Reports and who are **below 40%** of the PLA Local Hire (Los Angeles & Orange County) Goal:

Contractor	1 st Tier Zip Codes	2 nd Tier Zip Codes	3 rd Tier Zip Codes
Addison Equipment Rental, Inc.	0%	0%	0%
Riley's Scraper Rental	0%	0%	0%
Site Solution Services	0%	0%	10%

Disadvantaged/Veteran workers (10% Goal): **Currently 8%**

Total Project Hours: 25,883

Total Disadvantaged/Veteran Hours: 1,952

Contractors who are working toward and exceeding the **PLA Disadvantaged/Veteran goal of 10%**: *(percentages reflect workers who are verified as Disadvantaged or Veteran for the hours performed by each contractor)*

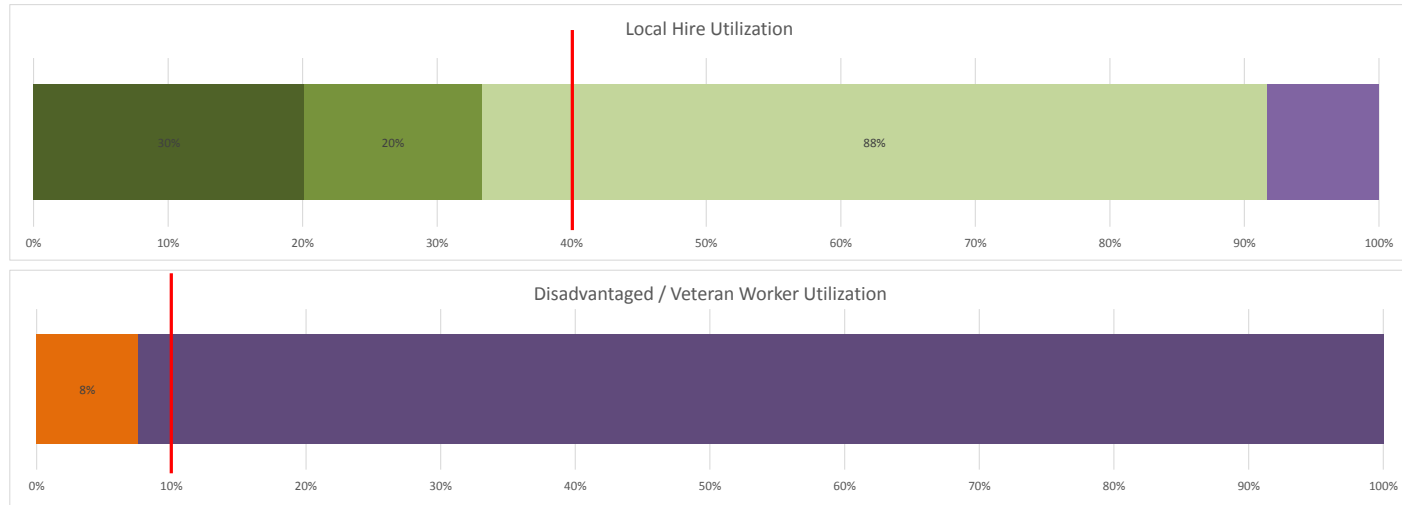
- CW Crosser: 15%
- Hammer Down: 44%
- John S. Meek: 10%
- OFRS: 10%

The remaining contractors working on this project have 0% verified worker hours that count toward the 10% PLA Disadvantaged / Veteran goal *(percentages reflect workers who are verified as Disadvantaged by Pacific Gateway Workforce Investment Network and Veterans verified by Parsons).*

We look forward to working with CW Crosser Construction, Inc. toward the achievement of the City of Long Beach's PLA Local Hire and Disadvantaged/Veteran goal.

Local Hire / Disadvantaged / Veteran Worker Utilization Report

Project: City of Long Beach - Deforest Wetlands Project
Prime: CW Crosser Construction, Inc.



	LONG BEACH RESIDENT (1st Tier)			GATEWAY CITIES RESIDENT (2nd Tier)			LA/OC RESIDENT (3rd Tier) - Includes Long Beach & Gateway Zip Codes			DISADVANTAGED / VETERAN			TOTAL	
	# Long Beach Worker	% Hours Long Beach Residents	Hours Long Beach	# Gateway Cities Worker	% Hours Gateway Residents	Hours Gateway Cities	# LA/OC Workers	% Hours LA/OC Residents	Hours LA/OC	# Disadvantaged / Veteran Workers	% Hours Disadvantaged / Veteran	Hours Disadvantaged / Veteran	All Workers	Total Project Hours
Project Total	56	30%	7,812	26	20%	5,117	181	88%	22,665	11	8%	1,952	225	25,883
CW Crosser	31	56%	5,003	5	20%	1,789	51	97%	8,711	8	15%	1,359	57	8,997
Addison Equipment Rental	0	0%	0	0	0%	0	0	0%	0	0	0%	0	1	120
Amezcuca Loader Service	0	0%	0	0	0%	0	1	100%	83	0	0%	0	1	83
Barler Equipment	0	0%	0	0	0%	0	2	100%	369	0	0%	0	2	369
Crown Fence Company	0	0%	0	3	78%	220	7	98%	274	0	0%	0	8	280
EC Applications	0	0%	0	1	17%	17	4	67%	68	0	0%	0	6	102
Hammer Down	2	43%	32	0	0%	0	4	100%	75	1	44%	33	4	75
John S Meek	5	12%	507	3	17%	723	28	81%	3,342	1	10%	393	36	4,132
Marina Landscape	4	19%	1,229	3	21%	1,340	31	80%	5,127	0	0%	0	39	6,386
Miller Equipment	0	0%	0	0	0%	0	2	94%	693	0	0%	0	4	740
OFRS	10	53%	852	4	42%	688	16	100%	1,622	1	10%	168	16	1,622
Power Plus	0	0%	0	1	40%	8	3	58%	12	0	0%	0	5	20
Rileys Scraper Rental	0	0%	0	0	0%	0	0	0%	0	0	0%	0	2	114
RJ Noble	0	0%	0	2	7%	13	10	53%	96	0	0%	0	19	181
Site Solution Services	0	0%	0	0	0%	0	2	10%	53	0	0%	0	4	502
Treesmith Enterprises	2	10%	174	1	2%	40	13	100%	1,700	0	0%	0	13	1,700
United Fence Erectors	2	25%	16	0	0%	0	3	68%	43	0	0%	0	4	63
US Demolition	0	0%	0	1	100%	136	1	100%	136	0	0%	0	1	136
West Pacific Concrete	0	0%	0	2	55%	145	3	100%	265	0	0%	0	3	265



RE:	Community Economic Development Efforts through February 26, 2018
Project:	Fire Stations Workforce Privacy
Prime Contractor:	World Wide Construction

Contractors who are **below 40%** of the PLA Local Hire (Los Angeles & Orange County) Goal of 40%:

Contractor	1st Tier Zip Codes	2nd Tier Zip Codes	3rd Tier Zip Codes
DC Acoustics	0%	0%	13%
In the Light Electric	0%	0%	0%
Westland Heating & Air	1%	9%	21%

Disadvantaged/Veteran workers (10% Goal): **Currently 2%**

Total Project Hours: 9,452

Total Disadvantaged/Veteran Hours: 155

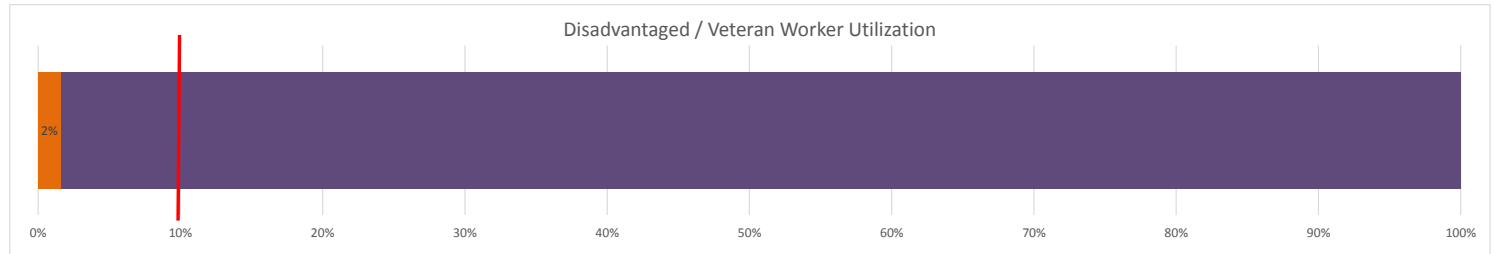
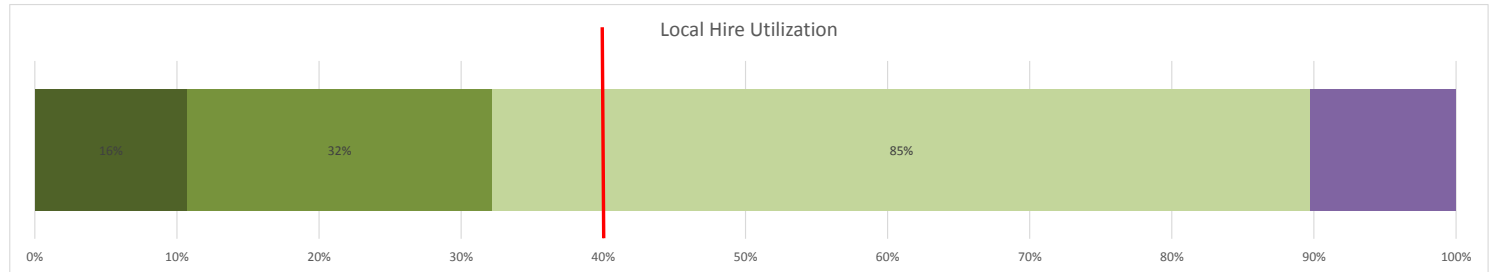
Contractors who are working toward and exceeding the **PLA Disadvantaged/Veteran goal of 10%**:
(percentages reflect workers who are verified as Disadvantaged or Veteran for the hours performed by each contractor)

- World Wide Construction: 4%
- O’Keeffe Construction: 3%

We look forward to working with World Wide Construction toward the achievement of the City of Long Beach's PLA Local Hire and Disadvantaged/Veteran goal.

Local Hire / Disadvantaged / Veteran Worker Utilization Report

Project: City of Long Beach - Fire Stations Workforce Privacy
Prime: World Wide Construction



	LONG BEACH RESIDENT (1st Tier)			GATEWAY CITIES RESIDENT (2nd Tier)			LA/OC RESIDENT (3rd Tier) - includes Long Beach & Gateway Zip Codes			DISADVANTAGED / VETERAN			TOTAL	
	# Long Beach Worker	% Hours Long Beach Residents	Hours Long Beach	# Gateway Cities Worker	% Hours Gateway Residents	Hours Gateway Cities	# LA/OC Workers	% Hours LA/OC Residents	Hours LA/OC	# Disadvantaged / Veteran Workers	% Hours Disadvantaged / Veteran	Hours Disadvantaged / Veteran	All Workers	Total Project Hours
Project Total	27	16%	1,493	37	32%	2,991	115	85%	8,027	3	2%	155	138	9,452
World Wide Construction	0	0%	0	4	24%	256	10	100%	1,056	1	4%	45	10	1,056
DC Acoustics	0	0%	0	0	0%	0	1	13%	8	0	0%	0	2	64
Farrells Plumbing	2	72%	328	0	0%	0	4	94%	432	0	0%	0	5	458
In the Light (sub to Westnet)	0	0%	0	0	0%	0	0	0%	0	0	0%	0	2	227
Miller Electric	2	75%	452	1	3%	17	6	90%	541	0	0%	0	8	600
O'Keeffe Construction	18	14%	465	20	52%	1,776	57	99%	3,368	2	3%	110	62	3,408
Precision Demolition	4	20%	243	6	54%	643	15	100%	1,196	0	0%	0	15	1,196
Premier Tile	0	0%	0	5	14%	232	16	75%	1,274	0	0%	0	22	1,701
Westland Heating & Air Conditioning	1	1%	6	1	9%	68	6	21%	152	0	0%	0	12	742



Parsons Constructors Inc.

100 West Walnut Street • Pasadena, California 91124 • (626) 440-3000 • Fax: (626) 440-2516

Date: February 27, 2018

To: Jeremiah Jilk
John S. Meek Company
jeremiah@johnsmeek.com

CC: Linda Villanueva, John S. Meek
Michelle Baylor, Vanir Construction
Mouhsen Habib, City of Long Beach
Stephanie Eaves, City of Long Beach
Sandy Palmer, City of Long Beach
Dan Sloan, Parsons
Don Maurer, Parsons
Rasien Connelly, Parsons

From: Mandy Oelschlager, Parsons
Mandy.oelschlager@parsons.com

RE: Community Economic Development Efforts at the City of Long Beach
Project: Leeway Sailing Pier, Gondola Deck and Shed Structural Rebuild (R-7031)
Prime Contractor: John S. Meek Company, Inc.
Attachment: Local Hire & Disadvantaged/Veteran Worker Report

In working toward meeting the City of Long Beach's PLA goals on the Leeway Sailing Pier, Gondola Deck and Shed Structural Rebuild Project, we are providing you with an update of the current percentages achieved by John S. Meek Company, Inc. and its subcontractors.

We are highlighting those contractors who are exceeding the Local Hire and Disadvantaged/Veteran Goals and those who could use a boost in increasing their numbers. I've attached a summary report for your reference which includes all CPR data received through February 27, 2018.

This project is funded with Tidelands funds, therefore the COLB, PLA Article 3, Section 3.5(a)(1) is applicable. "Where Project Work is funded in full or in part by the State of California Tidelands funds, the term Local Resident, as used in this section shall mean an individual whose primary place of residence is within the Counties of Los Angeles or Orange".

Project overall Local Resident Goal (40% Goal):

- 3rd Tier Zip Codes (Los Angeles & Orange County – includes Long Beach & Gateway Cities Zip Codes): Currently 60%
- 1st Tier Zip Codes: (Long Beach Zip Codes): 7% (For information purposes only)
- 2nd Tier Zip Codes (Gateway Cities): Currently 15% (For information purposes only)

Contractors who have submitted CPRs that are currently *exceeding* the City of Long Beach PLA Local Hire Goal of 40%:

Contractor	1 st Tier Zip Codes	2 nd Tier Zip Codes	3 rd Tier Zip Codes
John S. Meek Company	6%	16%	59%
Bill Carr Survey	0%	0%	83%
J & M Concrete Contractors	0%	0%	100%
Pastusak Plumbing	59%	41%	100%
R.R. Leonard	0%	0%	50%



RE: Community Economic Development Efforts through February 27, 2018

Project: Leeway Sailing Pier, Gondola Deck and Shed Structural Rebuild
Prime Contractor: John S. Meek Company, Inc.

Disadvantaged/Veteran workers (10% Goal): **Currently 15%**

Total Project Hours: 2,524

Total Current Disadvantaged/Veteran Hours: 385

Contractors who are working toward and exceeding the **PLA Disadvantaged/Veteran goal of 10%**:
(percentages reflect workers who are verified as Disadvantaged or Veteran for the hours performed by each contractor)

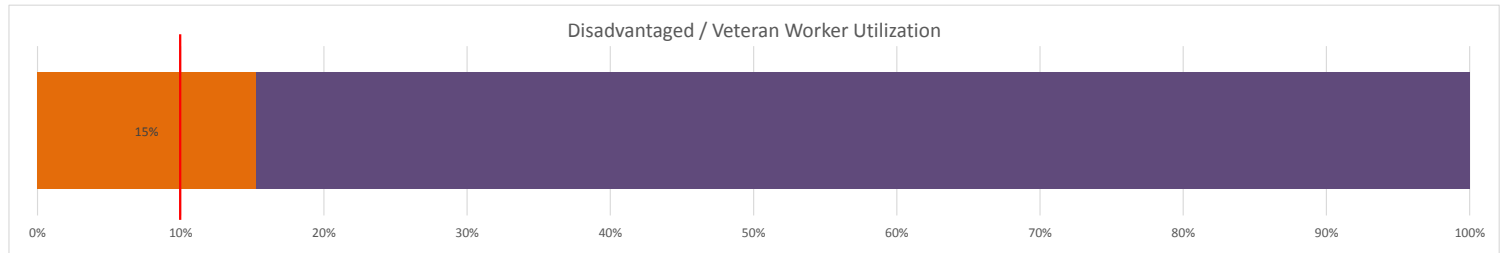
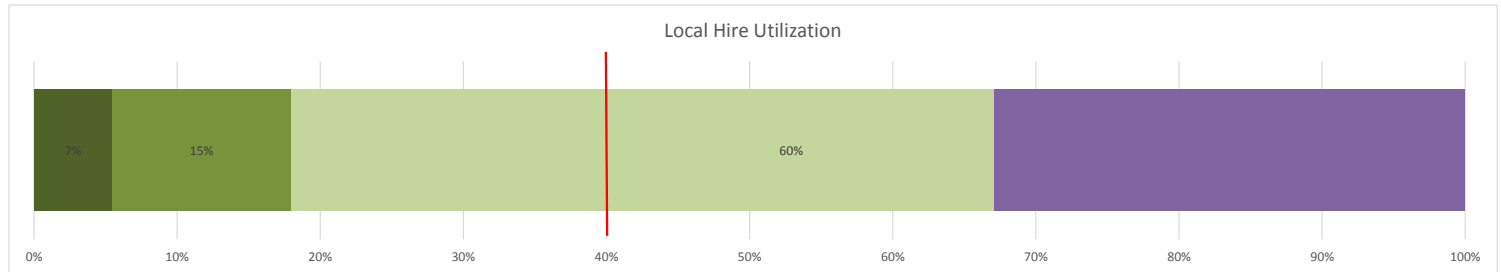
- John S. Meek Company: 16%

The remaining contractors working on this project have 0% verified worker hours that count toward the 10% PLA Disadvantaged / Veteran goal *(percentages reflect workers who are verified as Disadvantaged by Pacific Gateway Workforce Investment Network and Veterans verified by Parsons)*.

We look forward to working with John S. Meek Company, Inc. toward the achievement of the City of Long Beach's PLA Local Hire and Disadvantaged/Veteran goal.

Local Hire / Disadvantaged / Veteran Worker Utilization Report

Project: City of Long Beach - Leeway Sailing Pier, Gondola Deck and Shed Rebuild
Prime: John S. Meek Company



	LONG BEACH RESIDENT (1st Tier)			GATEWAY CITIES RESIDENT (2nd Tier)			LA/OC RESIDENT (3rd Tier) - Includes Long Beach & Gateway Zip Codes			DISADVANTAGED / VETERAN			TOTAL	
	# Long Beach Worker	% Hours Long Beach Residents	Hours Long Beach	# Gateway Cities Worker	% Hours Gateway Residents	Hours Gateway Cities	# LA/OC Workers	% Hours LA/OC Residents	Hours LA/OC	# Disadvantaged / Veteran Workers	% Hours Disadvantaged / Veteran	Hours Disadvantaged / Veteran	All Workers	Total Project Hours
Project Total	6	7%	168	3	15%	385	34	60%	1,513	1	15%	385	43	2,524
John S. Meek Company	4	6%	142	2	16%	367	25	59%	1,374	1	16%	385	31	2,331
Bill Carr Survey	0	0%	0	0	0%	0	2	83%	30	0	0%	0	3	36
J & M Concrete Contractors	0	0%	0	0	0%	0	2	100%	17	0	0%	0	2	17
Pastusak Plumbing	2	59%	26	1	41%	18	3	100%	44	0	0%	0	3	44
R.R. Leonard Company	0	0%	0	0	0%	0	2	50%	48	0	0%	0	4	96



Parsons Constructors Inc.

100 West Walnut Street • Pasadena, California 91124 • (626) 440-3000 • Fax: (626) 440-2516

Date: February 26, 2018

To: Helen Monahan
RJ Daum Construction, Inc.
hmonahan@rjdaum.com

CC: Stephanie Gunawan-Piraner, LB Airport
Alfred Farag, Arcadis
Stephanie Eaves, City of Long Beach
Sandy Palmer, City of Long Beach
Stephan Lum, City of Long Beach
Dan Sloan, Parsons
Don Maurer, Parsons
Rasien Connelly, Parsons

From: Mandy Oelschlager, Parsons
Mandy.oelschlager@parsons.com

RE: Community Economic Development Efforts at the City of Long Beach
Project: Parking Improvements Lot A, Long Beach Airport
Prime Contractor: RJ Daum Construction, Inc.
Attachment: Local Hire & Disadvantaged/Veteran Worker Report

In working toward meeting the City of Long Beach's PLA goals on the Parking Improvements Lot A, Long Beach Airport Project, we are providing you with an update of the current percentages achieved by RJ Daum Construction and its subcontractors.

We are highlighting those contractors who are exceeding the Local Hire and Disadvantaged/Veteran Goals and those who could use a boost in increasing their numbers. I've attached a summary report for your reference which includes all CPR data received through February 26, 2018.

Project overall Local Resident Goal (40% Goal):

- 1st Tier Zip Codes (Long Beach Zip Codes): Currently 5%
- 2nd Tier Zip Codes (Gateway Cities): Currently 17%
- 3rd Tier Zip Codes (Los Angeles & Orange County – includes Long Beach & Gateway Cities Zip Codes): Currently 69%

Contractors who have submitted CPRs that are currently *exceeding* the City of Long Beach PLA Local Hire Goal of 40% are as follows:

Contractor	1 st Tier Zip Codes	2 nd Tier Zip Codes	3 rd Tier Zip Codes
RJ Daum Construction	2%	15%	76%
ABC Resources	6%	14%	54%
Bill Carr Survey	22%	0%	100%
Charles McCandless Tile	0%	0%	100%
Cosco Fire Protection	59%	2%	93%
Courtney, Inc.	0%	11%	76%
Cowelco Steel Structures	5%	44%	69%
Dittemore Insulation	0%	0%	100%
Diversified Contractors	0%	61%	90%



RE:	Community Economic Development Efforts through February 26, 2018
Project:	Parking Improvements Lot A, Long Beach Airport
Prime Contractor:	RJ Daum Construction

Contractor	1 st Tier Zip Codes	2 nd Tier Zip Codes	3 rd Tier Zip Codes
Endurance Painting	21%	14%	100%
G & G Air	0%	96%	96%
Kone Elevators	0%	0%	66%
Mike Zarp	0%	7%	77%
Pacifica Electrical Contractors	0%	5%	77%
Pacific Waterproofing	0%	66%	100%
Phoenix Landscape	0%	0%	50%
Rainbow Glazing	19%	33%	70%
R & J Sheet Metal	51%	49%	100%
Smith Brothers Crane	100%	0%	100%
Smith Emery	20%	0%	100%
Suttles Plumbing	0%	0%	49%
Vertical Access	10%	0%	85%
V & E Tree Service	0%	0%	50%
Western Paving	0%	8%	100%

Contractors have submitted Certified Payroll Reports and who are **below 40%** of the PLA Local Hire (Los Angeles & Orange County) Goal:

Contractor	1 st Tier Zip Codes	2 nd Tier Zip Codes	3 rd Tier Zip Codes
Caston	0%	7%	25%
Jones Sign	0%	0%	36%
Pavement Recycling	0%	0%	0%
Quality Reinforcing	0%	0%	16%

Disadvantaged/Veteran workers (10% Goal): **Currently 4%**

Total Project Hours: 19,339

Total Disadvantaged/Veteran Hours: 696

Contractors who are working toward and exceeding the **PLA Disadvantaged/Veteran goal of 10%:** *(percentages reflect workers who are verified as Disadvantaged or Veteran for the hours performed by each contractor)*

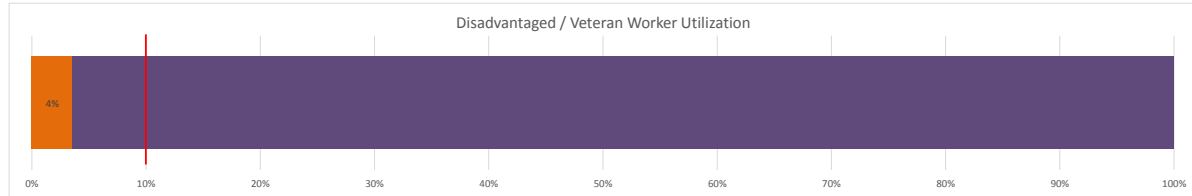
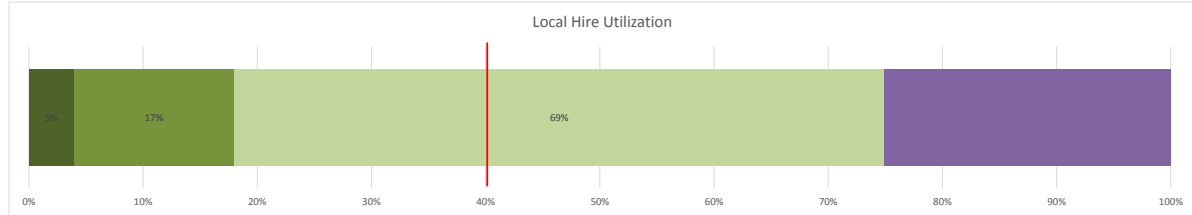
- RJ Daum Construction: 6%
- Bill Carr Survey: 28%
- Cowelco Steel: 12%
- G & G Air: 4%
- Quality Reinforcing: 4%
- Suttles Plumbing: 21%

The remaining contractors working on this project have 0% verified worker hours that count toward the 10% PLA Disadvantaged / Veteran goal *(percentages reflect workers who are verified as Disadvantaged by Pacific Gateway Workforce Investment Network and Veterans verified by Parsons).*

We look forward to working with RJ Daum Construction toward the achievement of the City of Long Beach's PLA Local Hire and Disadvantaged/Veteran goal.

Local Hire / Disadvantaged / Veteran Worker Utilization Report

Project: City of Long Beach - Parking Improvements to Lot A, Long Beach Airport
Prime: RJ Daum Construction, Inc.



	LONG BEACH RESIDENT (1st Tier)			GATEWAY CITIES RESIDENT (2nd Tier)			LA/OC RESIDENT (3rd Tier) - Includes Long Beach R. Gateway Zip Codes			DISADVANTAGED / VETERAN			TOTAL	
	# Long Beach Worker	% Hours Long Beach Residents	Hours Long Beach	# Gateway Cities Worker	% Hours Gateway Residents	Hours Gateway Cities	# LA/OC Workers	% Hours LA/OC Residents	Hours LA/OC	# Disadvantaged / Veteran Workers	% Hours Disadvantaged / Veteran	Hours Disadvantaged / Veteran	All Workers	Total Project Hours
Project Total	16	5%	935	41	17%	3296	175	69%	13433	9	4%	696	293	19339
RJ Daum Construction	1	2%	117	6	15%	844	20	76%	4438	3	6%	355	33	5804
ABC Resources	3	6%	56	2	14%	144	14	54%	540	0	0%	0	27	1005
Bill Carr Survey	1	22%	8	0	0%	0	3	100%	36	1	28%	10	3	36
Caston	0	0%	0	9	7%	185	20	25%	646	0	0%	0	62	2563
Charles McCandless Tile Contractor, Inc.	0	0%	0	0	0%	0	1	100%	8	0	0%	0	1	8
Cosco Fire Protection	1	59%	54	1	2%	2	3	93%	86	0	0%	0	4	92
Courtney, Inc.	0	0%	0	1	11%	8	5	76%	58	0	0%	0	6	76
Cowelco Steel Structures	1	5%	90	4	44%	874	7	69%	1360	1	12%	231	11	1967
Dittemore Insulation Contractors	0	0%	0	0	0%	0	1	100%	2	0	0%	0	1	2
Diversified Contractors	0	0%	0	4	61%	592	11	90%	870	1	0%	4	15	970
Endurance Painting	1	21%	450	1	14%	312	5	100%	2159	0	0%	0	5	2159
G & G Air	0	0%	0	4	96%	77	4	96%	77	1	4%	4	5	81
Jones Sign	0	0%	0	0	0%	0	2	36%	104	0	0%	0	4	284
Kone Elevators	0	0%	0	0	0%	0	9	66%	621	0	0%	0	15	934
Mike Zarp	0	0%	0	1	7%	16	7	77%	175	0	0%	0	10	227
Pacific Waterproofing & Restoration	0	0%	0	2	66%	21	3	100%	32	0	0%	0	3	32
Pacifica Electrical Contractors	0	0%	0	2	5%	78	8	77%	1231	0	0%	0	10	1599
Pavement Recycling Systems, Inc.	0	0%	0	0	0%	0	0	0%	0	0	0%	0	1	8
Phoenix Landscape	0	0%	0	0	0%	0	1	50%	16	0	0%	0	2	32
Quality Reinforcing	0	0%	0	0	0%	0	2	16%	9	1	4%	2	12	52
Rainbow Glazing	2	19%	64	2	33%	112	7	70%	240	0	0%	0	10	344
R & J Sheet Metal	3	51%	27	1	49%	26	4	100%	53	0	0%	0	4	53
Smith Brothers Crane	1	100%	26	0	0%	0	1	100%	26	0	0%	0	1	26
Smith Emery	1	20%	28	0	0%	0	7	100%	139	0	0%	0	7	139
Suttles Plumbing	0	0%	0	0	0%	0	10	49%	211	1	21%	91	15	431
Vertical Access	1	10%	16	0	0%	0	9	85%	132	0	0%	0	12	156
V & E Tree Service	0	0%	0	0	0%	0	3	50%	96	0	0%	0	6	192
Western Paving	0	0%	0	1	8%	6	8	100%	72	0	0%	0	8	72



Parsons Constructors Inc.

100 West Walnut Street • Pasadena, California 91124 • (626) 440-3000 • Fax: (626) 440-2516

Date: February 27, 2018

To: Hayley White
Pastusak Plumbing Company
epastusak@gmail.com

CC: Omar Alameddine, Anderson Penna
Brian Polivka, City of Long Beach
Anne Taki, City of Long Beach
Stephanie Eaves, City of Long Beach
Sandy Palmer, City of Long Beach
Dan Sloan, Parsons
Don Maurer, Parsons
Rasien Connelly, Parsons

From: Mandy Oelschlager, Parsons
Mandy.oelschlager@parsons.com

RE: Community Economic Development Efforts at the City of Long Beach
Project: Rainbow Harbor Evacuation System Repair and Upgrade (R-7089)
Prime Contractor: Pastusak Plumbing Company
Attachment: Local Hire & Disadvantaged/Veteran Worker Report

In working toward meeting the City of Long Beach's PLA goals on the Rainbow Harbor Evacuation System Repair and Upgrade Project, we are providing you with an update of the current percentages achieved by Pastusak Plumbing and its subcontractors.

We are highlighting those contractors who are exceeding the Local Hire and Disadvantaged/Veteran Goals and those who could use a boost in increasing their numbers. I've attached a summary report for your reference which includes all CPR data received through February 27, 2018.

This project is funded with Tidelands funds, therefore the COLB, PLA Article 3, Section 3.5(a)(1) is applicable. "Where Project Work is funded in full or in part by the State of California Tidelands funds, the term Local Resident, as used in this section shall mean an individual whose primary place of residence is within the Counties of Los Angeles or Orange".

Project overall Local Resident Goal (40% Goal):

- 3rd Tier Zip Codes (Los Angeles & Orange County – includes Long Beach & Gateway Cities Zip Codes): Currently 98%
- 1st Tier Zip Codes: (Long Beach Zip Codes): 36% (For information purposes only)
- 2nd Tier Zip Codes (Gateway Cities): Currently 43% (For information purposes only)

Contractors who have submitted CPRs that are currently *exceeding* the City of Long Beach PLA Local Hire Goal of 40%:

Contractor	1 st Tier Zip Codes	2 nd Tier Zip Codes	3 rd Tier Zip Codes
Pastusak Plumbing	38%	47%	100%
Giannelli Electric	39%	0%	100%
John S. Meek	14%	8%	66%



RE: Community Economic Development Efforts through February 27, 2018

Project: Rainbow Harbor Evacuation System Repair and Upgrade
Prime Contractor: Pastusak Plumbing

Disadvantaged/Veteran workers (10% Goal): **Currently 16%**

Total Project Hours: 2,043

Total Current Disadvantaged/Veteran Hours: 336

Contractors who are working toward and exceeding the **PLA Disadvantaged/Veteran goal of 10%**:
(percentages reflect workers who are verified as Disadvantaged or Veteran for the hours performed by each contractor)

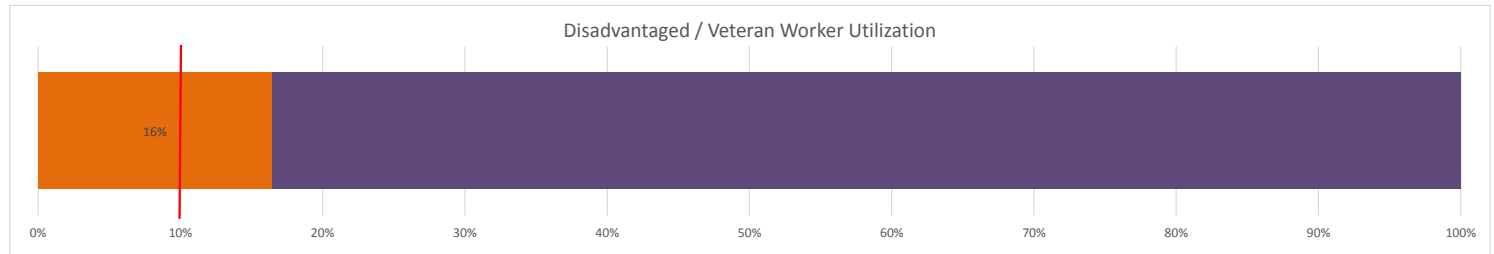
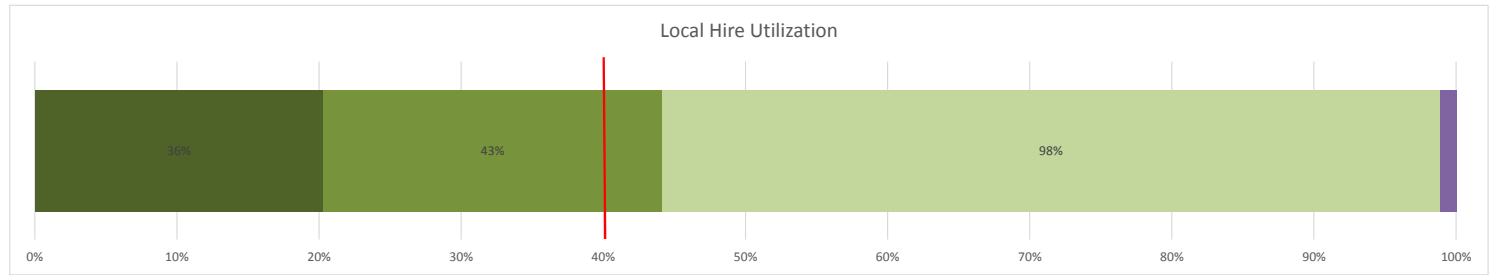
- Pastusak Plumbing: 18%
- John S. Meek: 13%

The remaining contractors working on this project have 0% verified worker hours that count toward the 10% PLA Disadvantaged / Veteran goal *(percentages reflect workers who are verified as Disadvantaged by Pacific Gateway Workforce Investment Network and Veterans verified by Parsons)*.

We look forward to working with Pastusak Plumbing toward the achievement of the City of Long Beach's PLA Local Hire and Disadvantaged/Veteran goal.

Local Hire / Disadvantaged / Veteran Worker Utilization Report

Prime: Pastusak Plumbing



	LONG BEACH RESIDENT (1st Tier)			GATEWAY CITIES RESIDENT (2nd Tier)			LA/OC RESIDENT (3rd Tier) - Includes Long Beach & Gateway Zip Codes			DISADVANTAGED / VETERAN			TOTAL	
	# Long Beach Worker	% Hours Long Beach Residents	Hours Long Beach	# Gateway Cities Worker	% Hours Gateway Residents	Hours Gateway Cities	# LA/OC Workers	% Hours LA/OC Residents	Hours LA/OC	# Disadvantaged / Veteran Workers	% Hours Disadvantaged / Veteran	Hours Disadvantaged / Veteran	All Workers	Total Project Hours
Project Total	5	36%	742	3	43%	872	17	98%	2,001	2	16%	336	20	2,043
Pastusak Plumbing	2	38%	685	2	47%	862	5	100%	1818	1	18%	320	5	1818
Giannelli Electric	1	39%	40	0	0%	0	2	100%	104	0	0%	0	2	104
John S. Meek	2	14%	17	1	8%	10	10	66%	80	1	13%	16	13	121

*City of Long Beach, Project Labor Agreement Article 3, Section 3.5 (a)(1) "Where Project Work is funded in full or in part by State of California Tidelands funds, the term Local Resident, as used in this section shall mean an individual whose primary place of residence is within the Counties of Los Angeles or Orange"

**City of Long Beach, Project Labor Agreement Article 3, Section 3.14 Out of State Workers "In determining compliance with the targeted hiring goals of Section 3.5 above, hours of Project Work performed by residents of states other than California shall be excluded from the calculation."



Parsons Constructors Inc.

100 West Walnut Street • Pasadena, California 91124 • (626) 440-3000 • Fax: (626) 440-2516

Date: February 27, 2018

To: Natalie Peters
LA Engineering
npeters@laeng.net

CC: Mitch Ward, LA Engineering
Beth Ballard, LA Engineering
Rick Panos, Simplus
Kevin Smith, Simplus
Meredith Reynolds, City of Long Beach
Timothy Ralston, City of Long Beach
Stephanie Eaves, City of Long Beach
Sandy Palmer, City of Long Beach
Dan Sloan, Parsons
Don Maurer, Parsons
Rasien Connelly, Parsons

From: Mandy Oelschlager, Parsons
Mandy.oelschlager@parsons.com

RE: Community Economic Development Efforts at the City of Long Beach
Project: Seaside Park Artificial Turf
Prime Contractor: LA Engineering
Attachment: Local Hire & Disadvantaged/Veteran Worker Report

In working toward meeting the City of Long Beach's PLA goals on the Seaside Park Artificial Turf Project, we are providing you with an update of the current percentages achieved by LA Engineering and its subcontractors.

We are highlighting those contractors who are exceeding the Local Hire and Disadvantaged/Veteran Goals and those who could use a boost in increasing their numbers. I've attached a summary report for your reference which includes all CPR data received through February 27, 2018.

Project overall Local Resident Goal (40% Goal):

- 1st Tier Zip Codes (Long Beach Zip Codes): Currently 25%
- 2nd Tier Zip Codes (Gateway Cities): Currently 3%
- 3rd Tier Zip Codes (Los Angeles & Orange County – includes Long Beach & Gateway Cities Zip Codes): Currently 89%

Contractors who have submitted CPRs that are currently *exceeding* the City of Long Beach PLA Local Hire Goal of 40%:

Contractor	1 st Tier Zip Codes	2 nd Tier Zip Codes	3 rd Tier Zip Codes
LA Engineering	28%	0%	100%
Ace Fence	19%	13%	62%
Hanson Company	0%	0%	100%



RE:	Community Economic Development Efforts through February 27, 2018
Project:	Seaside Park Artificial Turf
Prime Contractor:	LA Engineering

Contractors have submitted Certified Payroll Reports and who are **below 40%** of the PLA Local Hire (Los Angeles & Orange County) Goal:

Contractor	1st Tier Zip Codes	2nd Tier Zip Codes	3rd Tier Zip Codes
Caseland Surveying	0%	0%	30%
Field Turf	0%	9%	20%

Disadvantaged/Veteran workers (10% Goal): **Currently 5%**

Total Project Hours: 1,926

Total Disadvantaged/Veteran Hours: 93

Contractors who are working toward and exceeding the PLA Disadvantaged/Veteran goal of 10%: (percentages reflect workers who are verified as Disadvantaged or Veteran for the hours performed by each contractor)

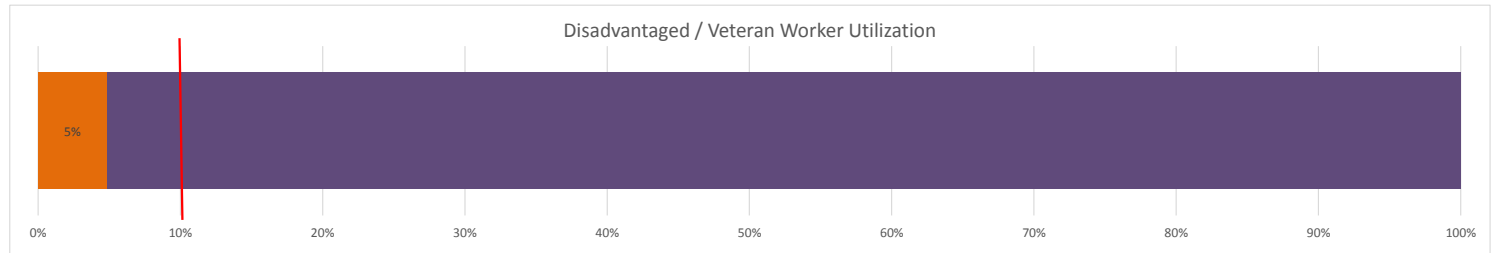
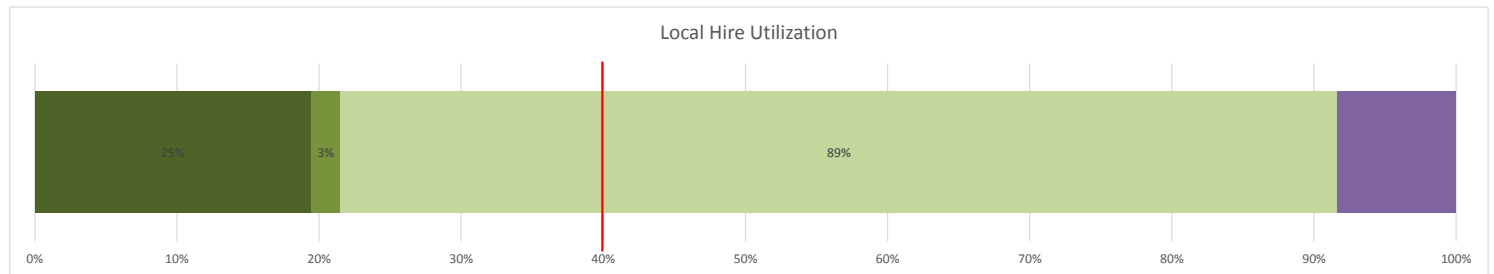
- LA Engineering: 5%
- Ace Fence: 7%

The remaining contractors working on this project have 0% verified worker hours that count toward the 10% PLA Disadvantaged / Veteran goal (percentages reflect workers who are verified as Disadvantaged by Pacific Gateway Workforce Investment Network and Veterans verified by Parsons).

We look forward to working with LA Engineering toward the achievement of the City of Long Beach's PLA Local Hire and Disadvantaged/Veteran goal.

Local Hire / Disadvantaged / Veteran Worker Utilization Report

Project: City of Long Beach - Seaside Park Artificial Turf
Prime: Los Angeles Engineering



	LONG BEACH RESIDENT (1st Tier)			GATEWAY CITIES RESIDENT (2nd Tier)			LA/OC RESIDENT (3rd Tier) - includes Long Beach & Gateway Zip Codes			DISADVANTAGED / VETERAN			TOTAL	
	# Long Beach Worker	% Hours Long Beach Residents	Hours Long Beach	# Gateway Cities Worker	% Hours Gateway Residents	Hours Gateway Cities	# LA/OC Workers	% Hours LA/OC Residents	Hours LA/OC	# Disadvantaged / Veteran Workers	% Hours Disadvantaged / Veteran	Hours Disadvantaged / Veteran	All Workers	Total Project Hours
Project Total	5	25%	478	4	3%	50	27	89%	1721	2	5%	93	46	1926
Los Angeles Engineering	3	28%	414	0	0%	0	9	100%	1469	1	5%	69	9	1469
Ace Fence	2	19%	64	3	13%	42	13	62%	209	1	7%	24	16	335
Caseland Surveying	0	0%	0	0	0%	0	1	30%	3	0	0%	0	3	10
Field Turf	0	0%	0	1	9%	8	2	20%	18	0	0%	0	16	90
Hanson Company	0	0%	0	0	0%	0	2	100%	23	0	0%	0	2	23



Parsons Constructors Inc.

100 West Walnut Street • Pasadena, California 91124 • (626) 440-3000 • Fax: (626) 440-2516

Date: February 26, 2018

To: Joe Schulte
Powell Constructors.
joes@powellconstructors.com

CC: Mike Powell, Powell Constructors
Brandon Hochhauser, Powell Constructors
Eric Lopez, City of Long Beach
Stephanie Eaves, City of Long Beach
Sandy Palmer, City of Long Beach
Ruben Tolentino, Psomas
Jorge Uberhuaga, Psomas
Dan Sloan, Parsons
Don Maurer, Parsons
Rasien Connelly, Parsons

From: Mandy Oelschlager, Parsons
Mandy.oelschlager@parsons.com

RE: Community Economic Development Efforts at the City of Long Beach
Project: Seaside Way Pedestrian Bridge
Prime Contractor: Powell Constructors
Attachment: Local Hire & Disadvantaged/Veteran Worker Report

In working toward meeting the City of Long Beach's PLA goals on the Seaside Way Pedestrian Bridge Project, we are providing you with an update of the current percentages achieved by Powell Contractors and its subcontractors.

We are highlighting those contractors who are exceeding the Local Hire and Disadvantaged/Veteran Goals and those who could use a boost in increasing their numbers. I've attached a summary report for your reference which includes all CPR data received through February 26, 2018.

This project is funded with Tidelands funds, therefore the COLB, PLA Article 3, Section 3.5(a)(1) is applicable. "Where Project Work is funded in full or in part by the State of California Tidelands funds, the term Local Resident, as used in this section shall mean an individual whose primary place of residence is within the Counties of Los Angeles or Orange".

Project overall Local Resident Goal (40% Goal):

- 3rd Tier Zip Codes (Los Angeles & Orange County – includes Long Beach & Gateway Cities Zip Codes): Currently 71%
- 1st Tier Zip Codes: (Long Beach Zip Codes): 16% (For information purposes only)
- 2nd Tier Zip Codes (Gateway Cities): Currently 21% (For information purposes only)

Contractors who have submitted CPRs that are currently *exceeding* the City of Long Beach PLA Local Hire Goal of 40%:

Contractor	1 st Tier Zip Codes	2 nd Tier Zip Codes	3 rd Tier Zip Codes
Powell Constructors	23%	16%	68%
Conco Pumping	0%	0%	100%
Cor Ray Painting	0%	17%	100%
Dywidag	12%	9%	59%
Eleanor Belco	0%	45%	58%
Gerdau	0%	23%	88%
Hayward Baker	15%	30%	82%



RE:	Community Economic Development Efforts through February 26, 2018
Project:	Seaside Way Pedestrian Bridge
Prime Contractor:	Powell Constructors

Contractor	1 st Tier Zip Codes	2 nd Tier Zip Codes	3 rd Tier Zip Codes
Pacific Coast Welding, LTD	0%	0%	100%
Penhall	0%	0%	100%
S Merli	0%	12%	100%
Sierra Landscape	0%	12%	96%

Contractors who are **below 40%** of the PLA Local Hire (Los Angeles & Orange County) Goal of 40%:

Contractor	1 st Tier Zip Codes	2 nd Tier Zip Codes	3 rd Tier Zip Codes
WMB & Associates	0%	0%	38%

Disadvantaged/Veteran workers (10% Goal): **Currently 7%**

Total Project Hours: 47,058

Total Current Disadvantaged/Veteran Hours: 3,125

Contractors who are working toward and exceeding the **PLA Disadvantaged/Veteran goal of 10%**:
(percentages reflect workers who are verified as Disadvantaged or Veteran for the hours performed by each contractor)

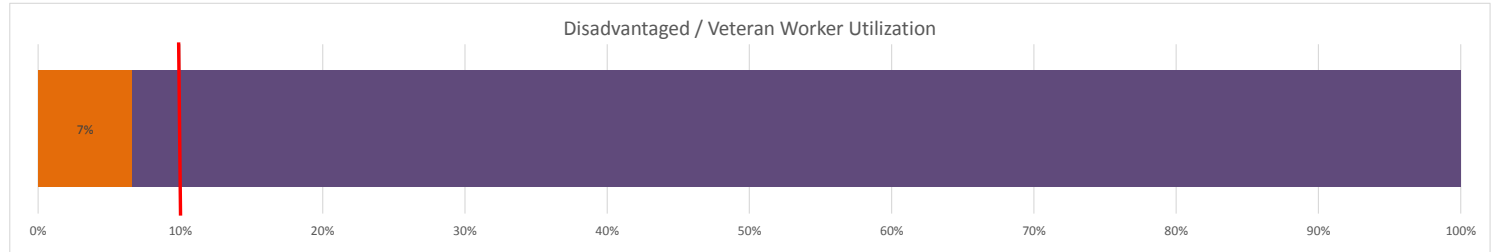
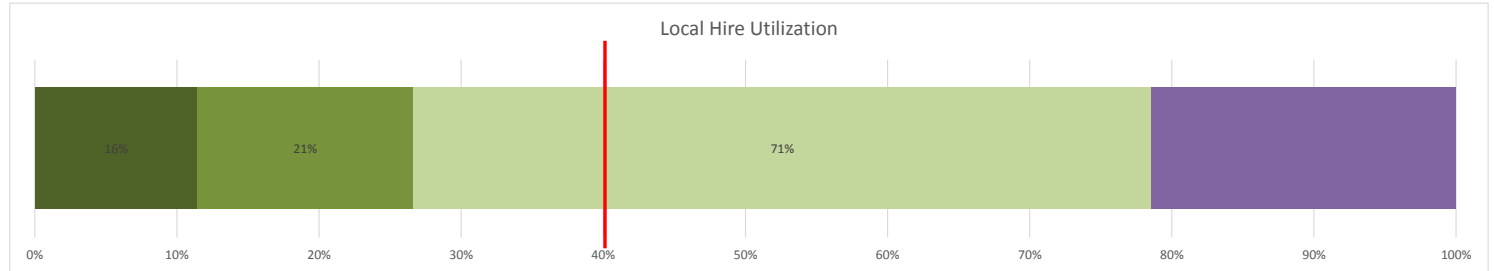
- Powell Constructors: 7%
- Eleanor Belco: 9%
- Gerdau: 10%
- S Merli: 31%

The remaining contractors working on this project have 0% verified worker hours that count toward the 10% PLA Disadvantaged / Veteran goal *(percentages reflect workers who are verified as Disadvantaged by Pacific Gateway Workforce Investment Network and Veterans verified by Parsons).*

We look forward to working with Powell Constructors toward the achievement of the City of Long Beach's PLA Local Hire and Disadvantaged/Veteran goal.

Local Hire / Disadvantaged / Veteran Worker Utilization Report

Project: City of Long Beach - Seaside Way Pedestrian Bridge
Prime: Powell Constructors



	LONG BEACH RESIDENT (1st Tier)			GATEWAY CITIES RESIDENT (2nd Tier)			LA/OC RESIDENT (3rd Tier) - includes Long Beach & Gateway Zip Codes*			DISADVANTAGED / VETERAN			TOTAL	
	# Long Beach Worker	% Hours Long Beach Residents	Hours Long Beach	# Gateway Cities Worker	% Hours Gateway Residents	Hours Gateway Cities	# LA/OC Workers	% Hours LA/OC Residents	Hours LA/OC	# Disadvantaged / Veteran Workers	% Hours Disadvantaged / Veteran	Hours Disadvantaged / Veteran	All Workers	Total Project Hours
Project Total	12	16%	7,350	43	21%	9,719	155	71%	33,325	6	7%	3,125	201	47,058
Powell Constructors	9	23%	7,166	22	16%	5,003	58	68%	21,091	3	7%	2,044	79	31,108
Conco Pumping	0	0%	0	0	0%	0	8	100%	91	0	0%	0	8	91
Cor Ray Painting	0	0%	0	3	17%	198	12	100%	1,194	0	0%	0	12	1,194
Dywidag	2	12%	34	2	9%	25	8	59%	165	0	0%	0	12	278
E Belco	0	0%	0	4	45%	3,002	10	58%	3,854	1	9%	602	16	6,639
Gerdau	0	0%	0	5	23%	1,028	23	88%	3,960	1	10%	436	28	4,505
Hayward Baker	1	15%	151	2	30%	303	7	82%	814	0	0%	0	12	994
Pacific Coast Welding, LTD	0	0%	0	0	0%	0	3	100%	784	0	0%	0	3	784
Penhall	0	0%	0	0	0%	0	4	100%	22	0	0%	0	4	22
S Merli	0	0%	0	1	12%	16	6	100%	138	1	31%	43	6	138
Sierra Landscape	0	0%	0	4	12%	144	15	96%	1,186	0	0%	0	16	1,233
WMB & Associates	0	0%	0	0	0%	0	1	38%	28	0	0%	0	5	74

*City of Long Beach, Project Labor Agreement Article 3, Section 3.5 (a)(1) "Where Project Work is funded in full or in part by State of California Tidelands funds, the term Local Resident, as used in this section shall mean an individual whose primary place of residence is within the Counties of Los Angeles or Orange"

**City of Long Beach, Project Labor Agreement Article 3, Section 3.14 Out of State Workers "In determining compliance with the targeted hiring goals of Section 3.5 above, hours of Project Work performed by residents of states other than California shall be excluded from the calculation."

* Disadvantaged Workers verified by Pacific Gateway Workforce Investment Network
 ** Veteran Workers verified by Parsons