



**Parsons Constructors Inc.**

100 West Walnut Street • Pasadena, California 91124 • (626) 440-3000 • Fax: (626) 440-2516

Date: January 26, 2018

To: Natalie Peters  
LA Engineering  
npeters@laeng.net

CC: Mitch Ward, LA Engineering  
Beth Ballard, LA Engineering  
Rick Panos, Simplus  
Kevin Smith, Simplus  
Meredith Reynolds, City of Long Beach  
Timothy Ralston, City of Long Beach  
Stephanie Eaves, City of Long Beach  
Sandy Palmer, City of Long Beach  
Dan Sloan, Parsons  
Don Maurer, Parsons  
Rasien Connelly, Parsons

From: Mandy Oelschlager, Parsons  
Mandy.oelschlager@parsons.com

**RE: Community Economic Development Efforts at the City of Long Beach**  
Project: Admiral Kidd Artificial Turf  
Prime Contractor: LA Engineering  
Attachment: Local Hire & Disadvantaged/Veteran Worker Report

In working toward meeting the City of Long Beach's PLA goals on the Admiral Kidd Artificial Turf Project, we are providing you with an update of the current percentages achieved by LA Engineering and its subcontractors.

We are highlighting those contractors who are exceeding the Local Hire and Disadvantaged/Veteran Goals and those who could use a boost in increasing their numbers. I've attached a summary report for your reference which includes all CPR data received through January 25, 2018.

Project overall Local Resident Goal (40% Goal):

- 1<sup>st</sup> Tier Zip Codes (Long Beach Zip Codes): Currently 23%
- 2<sup>nd</sup> Tier Zip Codes (Gateway Cities): Currently 2%
- 3<sup>rd</sup> Tier Zip Codes (Los Angeles & Orange County – includes Long Beach & Gateway Cities Zip Codes): Currently 92%

Contractors who have submitted CPRs that are currently *exceeding* the City of Long Beach PLA Local Hire Goal of 40%:

| Contractor          | 1 <sup>st</sup> Tier Zip Codes | 2 <sup>nd</sup> Tier Zip Codes | 3 <sup>rd</sup> Tier Zip Codes |
|---------------------|--------------------------------|--------------------------------|--------------------------------|
| LA Engineering      | 26%                            | 1%                             | 99%                            |
| Ace Fence           | 31%                            | 7%                             | 84%                            |
| Case Land Surveying | 0%                             | 0%                             | 61%                            |
| Field Turf          | 8%                             | 0%                             | 78%                            |
| VT Electric         | 0%                             | 16%                            | 59%                            |



**RE: Community Economic Development Efforts through January 25, 2018**

Project: Admiral Kidd Artificial Turf  
Prime Contractor: LA Engineering

Disadvantaged/Veteran workers (10% Goal): **Currently 3%**

Total Project Hours: 4,716

Total Disadvantaged/Veteran Hours: 160

Contractors who are working toward and exceeding the PLA Disadvantaged/Veteran goal of 10%: (percentages reflect workers who are verified as Disadvantaged or Veteran for the hours performed by each contractor)

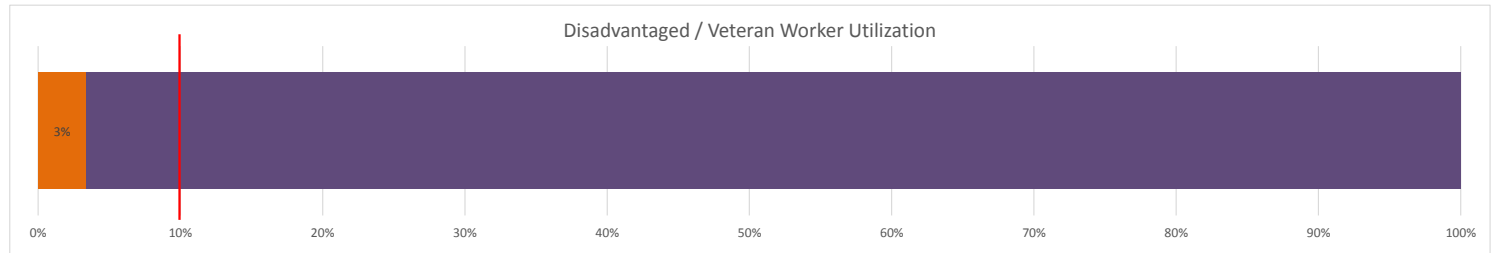
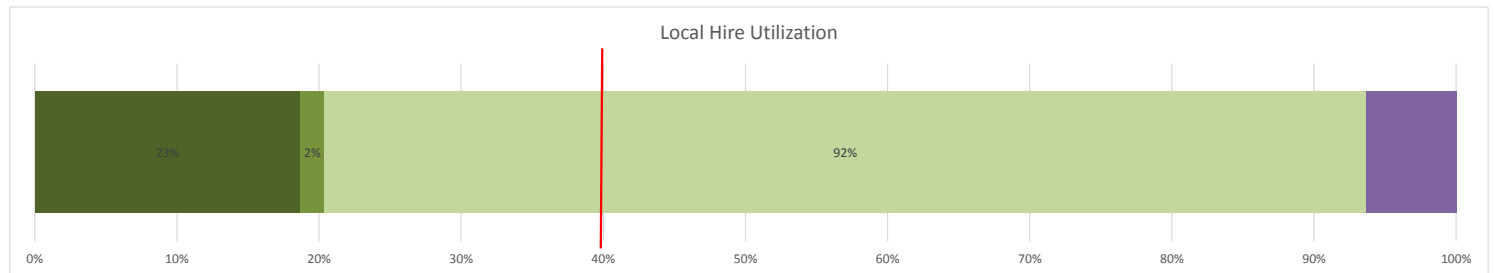
- LA Engineering: 5%

The remaining contractors working on this project have 0% verified worker hours that count toward the 10% PLA Disadvantaged / Veteran goal (percentages reflect workers who are verified as Disadvantaged by Pacific Gateway Workforce Investment Network and Veterans verified by Parsons).

We look forward to working with LA Engineering toward the achievement of the City of Long Beach's PLA Local Hire and Disadvantaged/Veteran goal.

## Local Hire / Disadvantaged / Veteran Worker Utilization Report

**Project:** Admiral Kidd Park Artificial Turf  
**Prime:** LA Engineering



|                       | LONG BEACH RESIDENT (1st Tier) |                              |                  | GATEWAY CITIES RESIDENT (2nd Tier) |                           |                      | LA/OC RESIDENT (3rd Tier) - includes Long Beach & Gateway Zip Codes |                         |             | DISADVANTAGED / VETERAN           |                                 |                               | TOTAL       |                     |
|-----------------------|--------------------------------|------------------------------|------------------|------------------------------------|---------------------------|----------------------|---|-------------------------|-------------|-----------------------------------|---------------------------------|-------------------------------|-------------|---------------------|
|                       | # Long Beach Worker            | % Hours Long Beach Residents | Hours Long Beach | # Gateway Cities Worker            | % Hours Gateway Residents | Hours Gateway Cities | # LA/OC Workers   | % Hours LA/OC Residents | Hours LA/OC | # Disadvantaged / Veteran Workers | % Hours Disadvantaged / Veteran | Hours Disadvantaged / Veteran | All Workers | Total Project Hours |
| <b>Project Total</b>  | <b>6</b>                       | <b>23%</b>                   | <b>1106</b>      | <b>7</b>                           | <b>2%</b>                 | <b>102</b>           | <b>48</b>   | <b>92%</b>              | <b>4340</b> | <b>1</b>                          | <b>3%</b>                       | <b>160</b>                    | <b>61</b>   | <b>4716</b>         |
| <b>LA Engineering</b> | 2                              | 26%                          | 796              | 1                                  | 1%                        | 16                   | 13  | 99%                     | 3003        | 1                                 | 5%                              | 160                           | 14          | 3027                |
| Ace Fence             | 3                              | 31%                          | 254              | 4                                  | 7%                        | 62                   | 19  | 84%                     | 695         | 0                                 | 0%                              | 0                             | 22          | 828                 |
| Case Land Surveying   | 0                              | 0%                           | 0                | 0                                  | 0%                        | 0                    | 4   | 61%                     | 11          | 0                                 | 0%                              | 0                             | 6           | 18                  |
| Field Turf            | 1                              | 8%                           | 56               | 0                                  | 0%                        | 0                    | 8   | 78%                     | 545         | 0                                 | 0%                              | 0                             | 10          | 697                 |
| VT Electric           | 0                              | 0%                           | 0                | 2                                  | 16%                       | 24                   | 4   | 59%                     | 86          | 0                                 | 0%                              | 0                             | 9           | 146                 |



**Parsons Constructors Inc.**

100 West Walnut Street • Pasadena, California 91124 • (626) 440-3000 • Fax: (626) 440-2516

Date: January 26, 2018

To: Zachary Chao  
CW Crosser Construction, Inc.  
zachary@cwcrosser.com

CC: Yu-Tien Chao, CW Crosser  
Kevin Smith, Simplus Management  
John Duong, Simplus Management  
Stephanie Eaves, City of Long Beach  
Sandy Palmer, City of Long Beach  
Salvador Barajas, Pacific Gateway  
Dan Sloan, Parsons  
Don Maurer, Parsons  
Rasien Connelly, Parsons

From: Mandy Oelschlager, Parsons  
Mandy.oelschlager@parsons.com

**RE: Community Economic Development Efforts at the City of Long Beach**  
Project: Deforest Wetlands Restoration Project  
Prime Contractor: CW Crosser Construction, Inc.  
Attachment: Local Hire & Disadvantaged/Veteran Worker Report

In working toward meeting the City of Long Beach's PLA goals on the Deforest Wetlands Restoration Project, we are providing you with an update of the current percentages achieved by CW Crosser and its subcontractors.

We are highlighting those contractors who are exceeding the Local Hire and Disadvantaged/Veteran Goals and those who could use a boost in increasing their numbers. I've attached a summary report for your reference which includes all CPR data received through January 25, 2018.

Project overall Local Resident Goal (40% Goal):

- 1<sup>st</sup> Tier Zip Codes (Long Beach Zip Codes): 31%
- 2<sup>nd</sup> Tier Zip Codes (Gateway Cities): Currently 20%
- 3<sup>rd</sup> Tier Zip Codes (Los Angeles & Orange County – includes Long Beach & Gateway Cities Zip Codes): Currently 88%

Contractors who have submitted CPRs that are currently *exceeding* the City of Long Beach PLA Local Hire Goal of 40% are as follows:

| Contractor              | 1 <sup>st</sup> Tier Zip Codes | 2 <sup>nd</sup> Tier Zip Codes | 3 <sup>rd</sup> Tier Zip Codes |
|-------------------------|--------------------------------|--------------------------------|--------------------------------|
| CW Crosser              | 56%                            | 20%                            | 97%                            |
| Amezcuca Loader Service | 0%                             | 0%                             | 100%                           |
| Barler Equipment        | 0%                             | 0%                             | 100%                           |
| Crown Fence             | 0%                             | 90%                            | 97%                            |
| EC Applications         | 0%                             | 17%                            | 67%                            |
| Hammer Down             | 43%                            | 0%                             | 100%                           |
| John S. Meek            | 12%                            | 18%                            | 81%                            |
| Marina Landscape        | 15%                            | 19%                            | 78%                            |
| Miller Equipment        | 0%                             | 0%                             | 94%                            |
| OFRS                    | 53%                            | 42%                            | 100%                           |



|                   |  |
|-------------------|--|
| <b>RE:</b>        | <b>Community Economic Development Efforts through January 25, 2018</b> |
| Project:          | Deforest Wetlands Restoration  |
| Prime Contractor: | CW Crosser   |

| Contractor            | 1 <sup>st</sup> Tier Zip Codes | 2 <sup>nd</sup> Tier Zip Codes | 3 <sup>rd</sup> Tier Zip Codes |
|-----------------------|--------------------------------|--------------------------------|--------------------------------|
| Power Plus            | 0%                             | 40%                            | 58%                            |
| RJ Noble              | 0%                             | 7%                             | 53%                            |
| Treesmith Enterprises | 10%                            | 2%                             | 100%                           |
| United Fence Erectors | 25%                            | 0%                             | 68%                            |
| US Demolition         | 0%                             | 100%                           | 100%                           |
| West Pacific Concrete | 0%                             | 55%                            | 100%                           |

Contractors have submitted Certified Payroll Reports and who are **below 40%** of the PLA Local Hire (Los Angeles & Orange County) Goal:

| Contractor                     | 1 <sup>st</sup> Tier Zip Codes | 2 <sup>nd</sup> Tier Zip Codes | 3 <sup>rd</sup> Tier Zip Codes |
|--------------------------------|--------------------------------|--------------------------------|--------------------------------|
| Addison Equipment Rental, Inc. | 0%                             | 0%                             | <b>0%</b>                      |
| Riley's Scraper Rental         | 0%                             | 0%                             | <b>0%</b>                      |
| Site Solution Services         | 0%                             | 0%                             | <b>10%</b>                     |

Disadvantaged/Veteran workers (10% Goal): **Currently 9%**

Total Project Hours: 22,233

Total Disadvantaged/Veteran Hours: 1,896

Contractors who are working toward and exceeding the **PLA Disadvantaged/Veteran goal of 10%**: *(percentages reflect workers who are verified as Disadvantaged or Veteran for the hours performed by each contractor)*

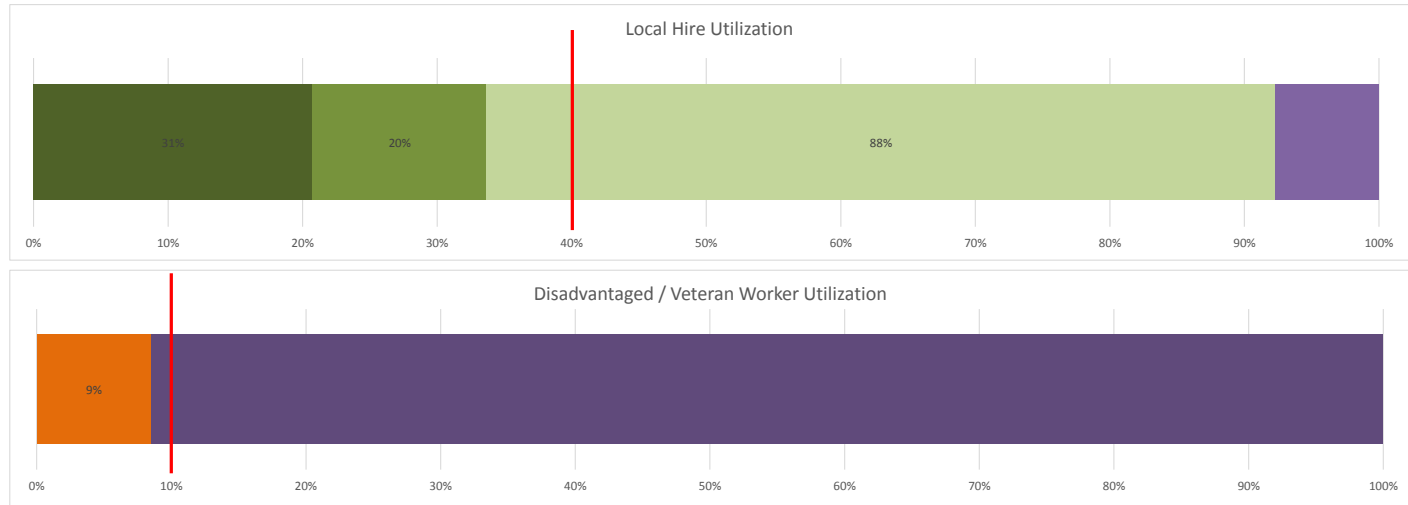
- CW Crosser: 15%
- Hammer Down: 44%
- John S. Meek: 10%
- OFRS: 10%

The remaining contractors working on this project have 0% verified worker hours that count toward the 10% PLA Disadvantaged / Veteran goal *(percentages reflect workers who are verified as Disadvantaged by Pacific Gateway Workforce Investment Network and Veterans verified by Parsons).*

We look forward to working with CW Crosser Construction, Inc. toward the achievement of the City of Long Beach's PLA Local Hire and Disadvantaged/Veteran goal.

## Local Hire / Disadvantaged / Veteran Worker Utilization Report

**Project:** City of Long Beach - Deforest Wetlands Project  
**Prime:** CW Crosser Construction, Inc.



|                          | LONG BEACH RESIDENT (1st Tier) |                              |                  | GATEWAY CITIES RESIDENT (2nd Tier) |                           |                      | LA/OC RESIDENT (3rd Tier) - Includes Long Beach & Gateway Zip Codes |                         |               | DISADVANTAGED / VETERAN           |                                 |                               | TOTAL       |                     |
|--------------------------|--------------------------------|------------------------------|------------------|------------------------------------|---------------------------|----------------------|---|-------------------------|---------------|-----------------------------------|---------------------------------|-------------------------------|-------------|---------------------|
|                          | # Long Beach Worker            | % Hours Long Beach Residents | Hours Long Beach | # Gateway Cities Worker            | % Hours Gateway Residents | Hours Gateway Cities | # LA/OC Workers   | % Hours LA/OC Residents | Hours LA/OC   | # Disadvantaged / Veteran Workers | % Hours Disadvantaged / Veteran | Hours Disadvantaged / Veteran | All Workers | Total Project Hours |
| <b>Project Total</b>     | <b>54</b>                      | <b>31%</b>                   | <b>6,956</b>     | <b>26</b>                          | <b>20%</b>                | <b>4,340</b>         | <b>162</b>  | <b>88%</b>              | <b>19,644</b> | <b>11</b>                         | <b>9%</b>                       | <b>1,896</b>                  | <b>202</b>  | <b>22,233</b>       |
| CW Crosser               | 31                             | 56%                          | 4,947            | 5                                  | 20%                       | 1,789                | 50  | 97%                     | 8,623         | 8                                 | 15%                             | 1,303                         | 56          | 8,909               |
| Addison Equipment Rental | 0                              | 0%                           | 0                | 0                                  | 0%                        | 0                    | 0   | 0%                      | 0             | 0                                 | 0%                              | 0                             | 1           | 120                 |
| Amezcuca Loader Service  | 0                              | 0%                           | 0                | 0                                  | 0%                        | 0                    | 1   | 100%                    | 83            | 0                                 | 0%                              | 0                             | 1           | 83                  |
| Barler Equipment         | 0                              | 0%                           | 0                | 0                                  | 0%                        | 0                    | 2   | 100%                    | 369           | 0                                 | 0%                              | 0                             | 2           | 369                 |
| Crown Fence Company      | 0                              | 0%                           | 0                | 3                                  | 90%                       | 220                  | 5   | 97%                     | 238           | 0                                 | 0%                              | 0                             | 6           | 244                 |
| EC Applications          | 0                              | 0%                           | 0                | 1                                  | 17%                       | 17                   | 4   | 67%                     | 68            | 0                                 | 0%                              | 0                             | 6           | 102                 |
| Hammer Down              | 2                              | 43%                          | 32               | 0                                  | 0%                        | 0                    | 4   | 100%                    | 75            | 1                                 | 44%                             | 33                            | 4           | 75                  |
| John S Meek              | 4                              | 12%                          | 498              | 3                                  | 18%                       | 723                  | 27  | 81%                     | 3,316         | 1                                 | 10%                             | 393                           | 34          | 4,097               |
| Marina Landscape         | 3                              | 15%                          | 438              | 3                                  | 19%                       | 563                  | 16  | 78%                     | 2,256         | 0                                 | 0%                              | 0                             | 21          | 2,895               |
| Miller Equipment         | 0                              | 0%                           | 0                | 0                                  | 0%                        | 0                    | 2   | 94%                     | 693           | 0                                 | 0%                              | 0                             | 4           | 740                 |
| OFRS                     | 10                             | 53%                          | 852              | 4                                  | 42%                       | 688                  | 16  | 100%                    | 1,622         | 1                                 | 10%                             | 168                           | 16          | 1,622               |
| Power Plus               | 0                              | 0%                           | 0                | 1                                  | 40%                       | 8                    | 3   | 58%                     | 12            | 0                                 | 0%                              | 0                             | 5           | 20                  |
| Rileys Scraper Rental    | 0                              | 0%                           | 0                | 0                                  | 0%                        | 0                    | 0   | 0%                      | 0             | 0                                 | 0%                              | 0                             | 2           | 114                 |
| RJ Noble                 | 0                              | 0%                           | 0                | 2                                  | 7%                        | 13                   | 10  | 53%                     | 96            | 0                                 | 0%                              | 0                             | 19          | 181                 |
| Site Solution Services   | 0                              | 0%                           | 0                | 0                                  | 0%                        | 0                    | 2   | 10%                     | 53            | 0                                 | 0%                              | 0                             | 4           | 502                 |
| Treesmith Enterprises    | 2                              | 10%                          | 174              | 1                                  | 2%                        | 40                   | 13  | 100%                    | 1,700         | 0                                 | 0%                              | 0                             | 13          | 1,700               |
| United Fence Erectors    | 2                              | 25%                          | 16               | 0                                  | 0%                        | 0                    | 3   | 68%                     | 43            | 0                                 | 0%                              | 0                             | 4           | 63                  |
| US Demolition            | 0                              | 0%                           | 0                | 1                                  | 100%                      | 136                  | 1   | 100%                    | 136           | 0                                 | 0%                              | 0                             | 1           | 136                 |
| West Pacific Concrete    | 0                              | 0%                           | 0                | 2                                  | 55%                       | 145                  | 3   | 100%                    | 265           | 0                                 | 0%                              | 0                             | 3           | 265                 |





|                   |  |
|-------------------|--|
| <b>RE:</b>        | <b>Community Economic Development Efforts through January 25, 2018</b> |
| Project:          | Fire Stations Workforce Privacy  |
| Prime Contractor: | World Wide Construction  |

Contractors who are **below 40%** of the PLA Local Hire (Los Angeles & Orange County) Goal of 40%:

| <b>Contractor</b>      | <b>1<sup>st</sup> Tier Zip Codes</b> | <b>2<sup>nd</sup> Tier Zip Codes</b> | <b>3<sup>rd</sup> Tier Zip Codes</b> |
|------------------------|--------------------------------------|--------------------------------------|--------------------------------------|
| DC Acoustics           | 0%                                   | 0%                                   | 13%                                  |
| In the Light Electric  | 0%                                   | 0%                                   | 0%                                   |
| Westland Heating & Air | 1%                                   | 9%                                   | 21%                                  |

Disadvantaged/Veteran workers (10% Goal): **Currently 2%**

Total Project Hours: 8,942

Total Disadvantaged/Veteran Hours: 155

Contractors who are working toward and exceeding the **PLA Disadvantaged/Veteran goal of 10%**:  
*(percentages reflect workers who are verified as Disadvantaged or Veteran for the hours performed by each contractor)*

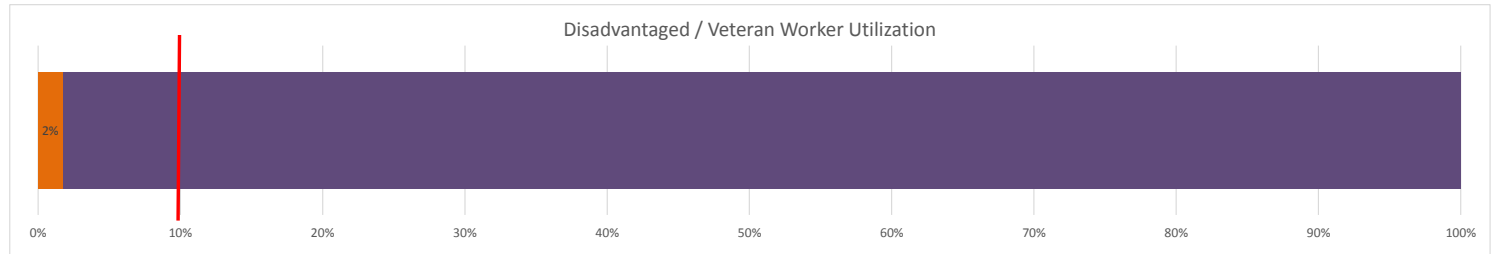
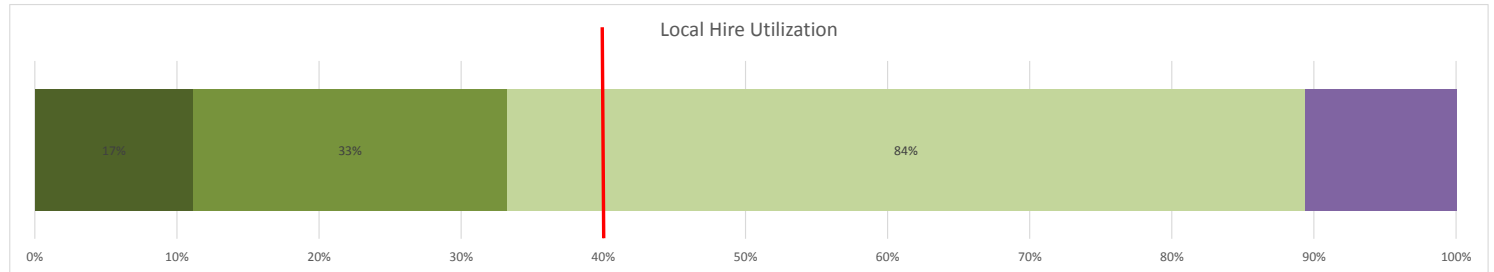
- World Wide Construction: 8%
- O’Keeffe Construction: 3%

We look forward to working with World Wide Construction toward the achievement of the City of Long Beach's PLA Local Hire and Disadvantaged/Veteran goal.



## Local Hire / Disadvantaged / Veteran Worker Utilization Report

**Project:** City of Long Beach - Fire Stations Workforce Privacy  
**Prime:** World Wide Construction



|                                     | LONG BEACH RESIDENT (1st Tier) |                              |                  | GATEWAY CITIES RESIDENT (2nd Tier) |                           |                      | LA/OC RESIDENT (3rd Tier) - includes Long Beach & Gateway Zip Codes |                         |              | DISADVANTAGED / VETERAN           |                                 |                               | TOTAL       |                     |
|-------------------------------------|--------------------------------|------------------------------|------------------|------------------------------------|---------------------------|----------------------|---|-------------------------|--------------|-----------------------------------|---------------------------------|-------------------------------|-------------|---------------------|
|                                     | # Long Beach Worker            | % Hours Long Beach Residents | Hours Long Beach | # Gateway Cities Worker            | % Hours Gateway Residents | Hours Gateway Cities | # LA/OC Workers   | % Hours LA/OC Residents | Hours LA/OC  | # Disadvantaged / Veteran Workers | % Hours Disadvantaged / Veteran | Hours Disadvantaged / Veteran | All Workers | Total Project Hours |
| <b>Project Total</b>                | <b>27</b>                      | <b>17%</b>                   | <b>1,493</b>     | <b>36</b>                          | <b>33%</b>                | <b>2,955</b>         | <b>113</b>  | <b>84%</b>              | <b>7,517</b> | <b>3</b>                          | <b>2%</b>                       | <b>155</b>                    | <b>136</b>  | <b>8,942</b>        |
| <b>World Wide Construction</b>      | 0                              | 0%                           | 0                | 3                                  | 40%                       | 220                  | 8   | 100%                    | 546          | 1                                 | 8%                              | 45                            | 8           | 546                 |
| DC Acoustics                        | 0                              | 0%                           | 0                | 0                                  | 0%                        | 0                    | 1   | 13%                     | 8            | 0                                 | 0%                              | 0                             | 2           | 64                  |
| Farrells Plumbing                   | 2                              | 72%                          | 328              | 0                                  | 0%                        | 0                    | 4   | 94%                     | 432          | 0                                 | 0%                              | 0                             | 5           | 458                 |
| In the Light (sub to Westnet)       | 0                              | 0%                           | 0                | 0                                  | 0%                        | 0                    | 0   | 0%                      | 0            | 0                                 | 0%                              | 0                             | 2           | 227                 |
| Miller Electric                     | 2                              | 75%                          | 452              | 1                                  | 3%                        | 17                   | 6   | 90%                     | 541          | 0                                 | 0%                              | 0                             | 8           | 600                 |
| O'Keeffe Construction               | 18                             | 14%                          | 465              | 20                                 | 52%                       | 1,776                | 57  | 99%                     | 3,368        | 2                                 | 3%                              | 110                           | 62          | 3,408               |
| Precision Demolition                | 4                              | 20%                          | 243              | 6                                  | 54%                       | 643                  | 15  | 100%                    | 1,196        | 0                                 | 0%                              | 0                             | 15          | 1,196               |
| Premier Tile                        | 0                              | 0%                           | 0                | 5                                  | 14%                       | 232                  | 16  | 75%                     | 1,274        | 0                                 | 0%                              | 0                             | 22          | 1,701               |
| Westland Heating & Air Conditioning | 1                              | 1%                           | 6                | 1                                  | 9%                        | 68                   | 6   | 21%                     | 152          | 0                                 | 0%                              | 0                             | 12          | 742                 |



**Parsons Constructors Inc.**

100 West Walnut Street • Pasadena, California 91124 • (626) 440-3000 • Fax: (626) 440-2516

Date: January 26, 2018

To: Jeremiah Jilk  
John S. Meek Company  
jeremiah@johnsmeek.com

CC: Linda Villanueva, John S. Meek  
Michelle Baylor, Vanir Construction  
Mouhsen Habib, City of Long Beach  
Stephanie Eaves, City of Long Beach  
Sandy Palmer, City of Long Beach  
Dan Sloan, Parsons  
Don Maurer, Parsons  
Rasien Connelly, Parsons

From: Mandy Oelschlager, Parsons  
Mandy.oelschlager@parsons.com

**RE: Community Economic Development Efforts at the City of Long Beach**  
Project: Leeway Sailing Pier, Gondola Deck and Shed Structural Rebuild (R-7031)  
Prime Contractor: John S. Meek Company, Inc.  
Attachment: Local Hire & Disadvantaged/Veteran Worker Report

In working toward meeting the City of Long Beach's PLA goals on the Leeway Sailing Pier, Gondola Deck and Shed Structural Rebuild Project, we are providing you with an update of the current percentages achieved by John S. Meek Company, Inc. and its subcontractors.

We are highlighting those contractors who are exceeding the Local Hire and Disadvantaged/Veteran Goals and those who could use a boost in increasing their numbers. I've attached a summary report for your reference which includes all CPR data received through January 25, 2018.

This project is funded with Tidelands funds, therefore the COLB, PLA Article 3, Section 3.5(a)(1) is applicable. "Where Project Work is funded in full or in part by the State of California Tidelands funds, the term Local Resident, as used in this section shall mean an individual whose primary place of residence is within the Counties of Los Angeles or Orange".

**Project overall Local Resident Goal (40% Goal):**

- 3<sup>rd</sup> Tier Zip Codes (Los Angeles & Orange County – includes Long Beach & Gateway Cities Zip Codes): Currently 63%
- 1<sup>st</sup> Tier Zip Codes: (Long Beach Zip Codes): 3% (For information purposes only)
- 2<sup>nd</sup> Tier Zip Codes (Gateway Cities): Currently 14% (For information purposes only)

Contractors who have submitted CPRs that are currently *exceeding* the City of Long Beach PLA Local Hire Goal of 40%:

| Contractor           | 1 <sup>st</sup> Tier Zip Codes | 2 <sup>nd</sup> Tier Zip Codes | 3 <sup>rd</sup> Tier Zip Codes |
|----------------------|--------------------------------|--------------------------------|--------------------------------|
| John S. Meek Company | 3%                             | 14%                            | 62%                            |
| Bill Carr Survey     | 0%                             | 0%                             | 83%                            |



**RE: Community Economic Development Efforts through January 25, 2018**

Project: Leeway Sailing Pier, Gondola Deck and Shed Structural Rebuild  
Prime Contractor: John S. Meek Company, Inc.

Disadvantaged/Veteran workers (10% Goal): **Currently 14%**

Total Project Hours: 1,738

Total Current Disadvantaged/Veteran Hours: 252

Contractors who are working toward and exceeding the **PLA Disadvantaged/Veteran goal of 10%**:  
*(percentages reflect workers who are verified as Disadvantaged or Veteran for the hours performed by each contractor)*

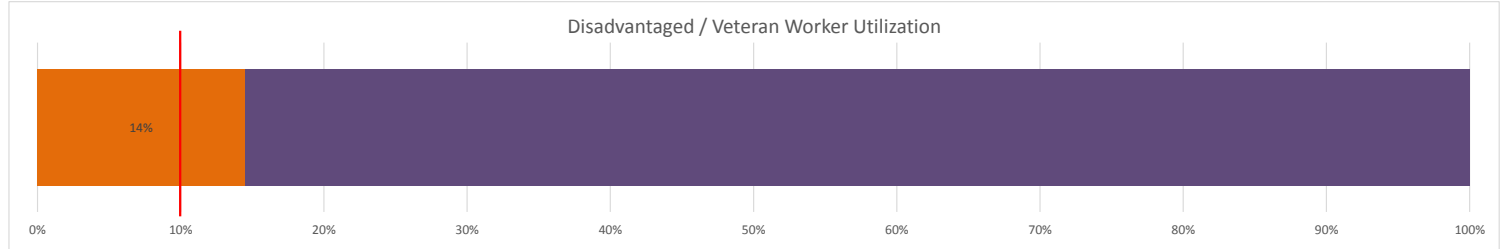
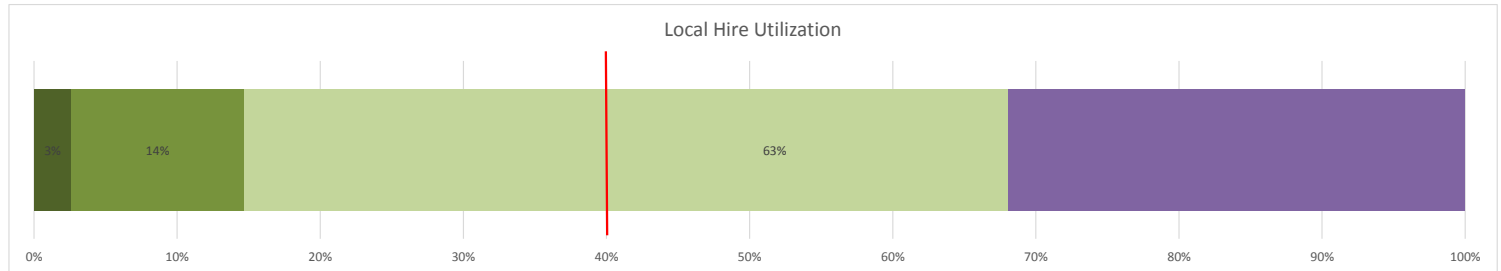
- John S. Meek Company: 15%

The remaining contractors working on this project have 0% verified worker hours that count toward the 10% PLA Disadvantaged / Veteran goal *(percentages reflect workers who are verified as Disadvantaged by Pacific Gateway Workforce Investment Network and Veterans verified by Parsons)*.

We look forward to working with John S. Meek Company, Inc. toward the achievement of the City of Long Beach's PLA Local Hire and Disadvantaged/Veteran goal.

## Local Hire / Disadvantaged / Veteran Worker Utilization Report

**Project:** City of Long Beach - Leeway Sailing Pier, Gondola Deck and Shed Rebuild  
**Prime:** John S. Meek Company



|                             | LONG BEACH RESIDENT (1st Tier) |                              |                  | GATEWAY CITIES RESIDENT (2nd Tier) |                           |                      | LA/OC RESIDENT (3rd Tier) - includes Long Beach & Gateway Zip Codes |                         |              | DISADVANTAGED / VETERAN           |                                 |                               | TOTAL       |                     |
|-----------------------------|--------------------------------|------------------------------|------------------|------------------------------------|---------------------------|----------------------|---|-------------------------|--------------|-----------------------------------|---------------------------------|-------------------------------|-------------|---------------------|
|                             | # Long Beach Worker            | % Hours Long Beach Residents | Hours Long Beach | # Gateway Cities Worker            | % Hours Gateway Residents | Hours Gateway Cities | # LA/OC Workers   | % Hours LA/OC Residents | Hours LA/OC  | # Disadvantaged / Veteran Workers | % Hours Disadvantaged / Veteran | Hours Disadvantaged / Veteran | All Workers | Total Project Hours |
| <b>Project Total</b>        | <b>3</b>                       | <b>3%</b>                    | <b>53</b>        | <b>2</b>                           | <b>14%</b>                | <b>246</b>           | <b>24</b>   | <b>63%</b>              | <b>1,088</b> | <b>1</b>                          | <b>14%</b>                      | <b>252</b>                    | <b>30</b>   | <b>1,738</b>        |
| <b>John S. Meek Company</b> | 3                              | 3%                           | 53               | 2                                  | 14%                       | 246                  | 22  | 62%                     | 1,058        | 1                                 | 15%                             | 252                           | 27          | 1,702               |
| Bill Carr Survey            | 0                              | 0%                           | 0                | 0                                  | 0%                        | 0                    | 2   | 83%                     | 30           | 0                                 | 0%                              | 0                             | 3           | 36                  |



**Parsons Constructors Inc.**

100 West Walnut Street • Pasadena, California 91124 • (626) 440-3000 • Fax: (626) 440-2516

Date: January 26, 2018

To: Helen Monahan  
RJ Daum Construction, Inc.  
hmonahan@rjdaum.com

CC: Stephanie Gunawan-Piraner, LB Airport  
Alfred Farag, Arcadis  
Stephanie Eaves, City of Long Beach  
Sandy Palmer, City of Long Beach  
Stephan Lum, City of Long Beach  
Dan Sloan, Parsons  
Don Maurer, Parsons  
Rasien Connelly, Parsons

From: Mandy Oelschlager, Parsons  
Mandy.oelschlager@parsons.com

**RE: Community Economic Development Efforts at the City of Long Beach**  
Project: Parking Improvements Lot A, Long Beach Airport  
Prime Contractor: RJ Daum Construction, Inc.  
Attachment: Local Hire & Disadvantaged/Veteran Worker Report

In working toward meeting the City of Long Beach's PLA goals on the Parking Improvements Lot A, Long Beach Airport Project, we are providing you with an update of the current percentages achieved by RJ Daum Construction and its subcontractors.

We are highlighting those contractors who are exceeding the Local Hire and Disadvantaged/Veteran Goals and those who could use a boost in increasing their numbers. I've attached a summary report for your reference which includes all CPR data received through January 25, 2018.

Project overall Local Resident Goal (40% Goal):

- 1<sup>st</sup> Tier Zip Codes (Long Beach Zip Codes): Currently 5%
- 2<sup>nd</sup> Tier Zip Codes (Gateway Cities): Currently 17%
- 3<sup>rd</sup> Tier Zip Codes (Los Angeles & Orange County – includes Long Beach & Gateway Cities Zip Codes): Currently 70%

Contractors who have submitted CPRs that are currently *exceeding* the City of Long Beach PLA Local Hire Goal of 40% are as follows:

| Contractor               | 1 <sup>st</sup> Tier Zip Codes | 2 <sup>nd</sup> Tier Zip Codes | 3 <sup>rd</sup> Tier Zip Codes |
|--------------------------|--------------------------------|--------------------------------|--------------------------------|
| RJ Daum Construction     | 2%                             | 15%                            | 76%                            |
| ABC Resources            | 4%                             | 19%                            | 55%                            |
| Bill Carr Survey         | 22%                            | 0%                             | 100%                           |
| Charles McCandless Tile  | 0%                             | 0%                             | 100%                           |
| Cosco Fire Protection    | 61%                            | 0%                             | 92%                            |
| Courtney, Inc.           | 0%                             | 11%                            | 76%                            |
| Cowelco Steel Structures | 5%                             | 44%                            | 69%                            |
| Dittemore Insulation     | 0%                             | 0%                             | 100%                           |
| Diversified Contractors  | 0%                             | 61%                            | 90%                            |



|                   |  |
|-------------------|--|
| <b>RE:</b>        | <b>Community Economic Development Efforts through January 25, 2018</b> |
| Project:          | Parking Improvements Lot A, Long Beach Airport                         |
| Prime Contractor: | RJ Daum Construction   |

| Contractor                      | 1 <sup>st</sup> Tier Zip Codes | 2 <sup>nd</sup> Tier Zip Codes | 3 <sup>rd</sup> Tier Zip Codes |
|---------------------------------|--------------------------------|--------------------------------|--------------------------------|
| Endurance Painting              | 21%                            | 14%                            | 100%                           |
| G & G Air                       | 0%                             | 96%                            | 96%                            |
| Kone Elevators                  | 0%                             | 0%                             | 66%                            |
| Mike Zarp                       | 0%                             | 7%                             | 77%                            |
| Pacifica Electrical Contractors | 0%                             | 5%                             | 77%                            |
| Pacific Waterproofing           | 0%                             | 66%                            | 100%                           |
| Phoenix Landscape               | 0%                             | 0%                             | 50%                            |
| Rainbow Glazing                 | 19%                            | 33%                            | 70%                            |
| R & J Sheet Metal               | 51%                            | 49%                            | 100%                           |
| Smith Brothers Crane            | 100%                           | 0%                             | 100%                           |
| Smith Emery                     | 20%                            | 0%                             | 100%                           |
| Suttles Plumbing                | 0%                             | 0%                             | 49%                            |
| Vertical Access                 | 10%                            | 0%                             | 85%                            |
| V & E Tree Service              | 0%                             | 0%                             | 50%                            |
| Western Paving                  | 0%                             | 8%                             | 100%                           |

Contractors have submitted Certified Payroll Reports and who are **below 40%** of the PLA Local Hire (Los Angeles & Orange County) Goal:

| Contractor          | 1 <sup>st</sup> Tier Zip Codes | 2 <sup>nd</sup> Tier Zip Codes | 3 <sup>rd</sup> Tier Zip Codes |
|---------------------|--------------------------------|--------------------------------|--------------------------------|
| Caston              | 0%                             | 7%                             | <b>25%</b>                     |
| Jones Sign          | 0%                             | 0%                             | <b>36%</b>                     |
| Pavement Recycling  | 0%                             | 0%                             | <b>0%</b>                      |
| Quality Reinforcing | 0%                             | 0%                             | <b>16%</b>                     |

Disadvantaged/Veteran workers (10% Goal): **Currently 4%**

Total Project Hours: 18,924

Total Disadvantaged/Veteran Hours: 696

Contractors who are working toward and exceeding the **PLA Disadvantaged/Veteran goal of 10%:** *(percentages reflect workers who are verified as Disadvantaged or Veteran for the hours performed by each contractor)*

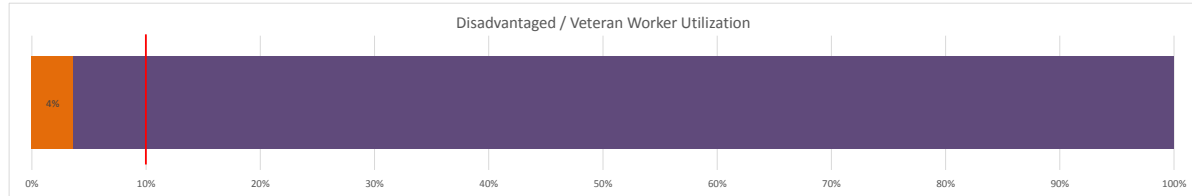
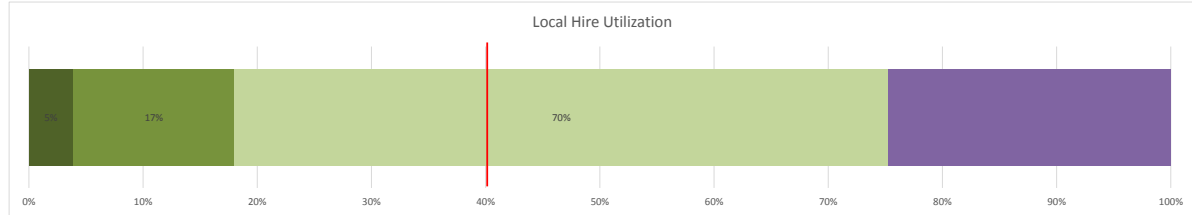
- RJ Daum Construction: 6%
- Bill Carr Survey: 28%
- Cowelco Steel: 12%
- G & G Air: 4%
- Quality Reinforcing: 4%
- Suttles Plumbing: 21%

The remaining contractors working on this project have 0% verified worker hours that count toward the 10% PLA Disadvantaged / Veteran goal *(percentages reflect workers who are verified as Disadvantaged by Pacific Gateway Workforce Investment Network and Veterans verified by Parsons).*

We look forward to working with RJ Daum Construction toward the achievement of the City of Long Beach's PLA Local Hire and Disadvantaged/Veteran goal.

## Local Hire / Disadvantaged / Veteran Worker Utilization Report

**Project:** City of Long Beach - Parking Improvements to Lot A, Long Beach Airport  
**Prime:** RJ Daum Construction, Inc.



|  | LONG BEACH RESIDENT (1st Tier) |                              |                  | GATEWAY CITIES RESIDENT (2nd Tier) |                           |                      | LA/OC RESIDENT (3rd Tier) - Includes Long Beach R. Gateway Zip Codes |                         |              | DISADVANTAGED / VETERAN           |                                 |                               | TOTAL       |                     |
|--|--------------------------------|------------------------------|------------------|------------------------------------|---------------------------|----------------------|--|-------------------------|--------------|-----------------------------------|---------------------------------|-------------------------------|-------------|---------------------|
|  | # Long Beach Worker            | % Hours Long Beach Residents | Hours Long Beach | # Gateway Cities Worker            | % Hours Gateway Residents | Hours Gateway Cities | # LA/OC Workers  | % Hours LA/OC Residents | Hours LA/OC  | # Disadvantaged / Veteran Workers | % Hours Disadvantaged / Veteran | Hours Disadvantaged / Veteran | All Workers | Total Project Hours |
| <b>Project Total</b>                     | <b>15</b>                      | <b>5%</b>                    | <b>893</b>       | <b>40</b>                          | <b>17%</b>                | <b>3270</b>          | <b>172</b>   | <b>70%</b>              | <b>13204</b> | <b>9</b>                          | <b>4%</b>                       | <b>696</b>                    | <b>286</b>  | <b>18924</b>        |
| <b>RJ Daum Construction</b>              | 1                              | 2%                           | 117              | 6                                  | 15%                       | 844                  | 20   | 76%                     | 4422         | 3                                 | 6%                              | 355                           | 33          | 5788                |
| ABC Resources                            | 2                              | 4%                           | 24               | 2                                  | 19%                       | 120                  | 12   | 55%                     | 347          | 0                                 | 0%                              | 0                             | 21          | 625                 |
| Bill Carr Survey                         | 1                              | 22%                          | 8                | 0                                  | 0%                        | 0                    | 3  | 100%                    | 36           | 1                                 | 28%                             | 10                            | 3           | 36                  |
| Caston                                   | 0                              | 0%                           | 0                | 9                                  | 7%                        | 185                  | 20   | 25%                     | 646          | 0                                 | 0%                              | 0                             | 62          | 2563                |
| Charles McCandless Tile Contractor, Inc. | 0                              | 0%                           | 0                | 0                                  | 0%                        | 0                    | 1  | 100%                    | 8            | 0                                 | 0%                              | 0                             | 1           | 8                   |
| Cosco Fire Protection                    | 1                              | 61%                          | 44               | 0                                  | 0%                        | 0                    | 2  | 92%                     | 66           | 0                                 | 0%                              | 0                             | 3           | 72                  |
| Courtney, Inc.                           | 0                              | 0%                           | 0                | 1                                  | 11%                       | 8                    | 5  | 76%                     | 58           | 0                                 | 0%                              | 0                             | 6           | 76                  |
| Cowelco Steel Structures                 | 1                              | 5%                           | 90               | 4                                  | 44%                       | 874                  | 7  | 69%                     | 1360         | 1                                 | 12%                             | 231                           | 11          | 1967                |
| Dittemore Insulation Contractors         | 0                              | 0%                           | 0                | 0                                  | 0%                        | 0                    | 1  | 100%                    | 2            | 0                                 | 0%                              | 0                             | 1           | 2                   |
| Diversified Contractors                  | 0                              | 0%                           | 0                | 4                                  | 61%                       | 592                  | 11   | 90%                     | 870          | 1                                 | 0%                              | 4                             | 15          | 970                 |
| Endurance Painting                       | 1                              | 21%                          | 450              | 1                                  | 14%                       | 312                  | 5  | 100%                    | 2159         | 0                                 | 0%                              | 0                             | 5           | 2159                |
| G & G Air                                | 0                              | 0%                           | 0                | 4                                  | 96%                       | 77                   | 4  | 96%                     | 77           | 1                                 | 4%                              | 4                             | 5           | 81                  |
| Jones Sign                               | 0                              | 0%                           | 0                | 0                                  | 0%                        | 0                    | 2  | 36%                     | 104          | 0                                 | 0%                              | 0                             | 4           | 284                 |
| Kone Elevators                           | 0                              | 0%                           | 0                | 0                                  | 0%                        | 0                    | 9  | 66%                     | 621          | 0                                 | 0%                              | 0                             | 15          | 934                 |
| Mike Zarp                                | 0                              | 0%                           | 0                | 1                                  | 7%                        | 16                   | 7  | 77%                     | 175          | 0                                 | 0%                              | 0                             | 10          | 227                 |
| Pacific Waterproofing & Restoration      | 0                              | 0%                           | 0                | 2                                  | 66%                       | 21                   | 3  | 100%                    | 32           | 0                                 | 0%                              | 0                             | 3           | 32                  |
| Pacifica Electrical Contractors          | 0                              | 0%                           | 0                | 2                                  | 5%                        | 78                   | 8  | 77%                     | 1231         | 0                                 | 0%                              | 0                             | 10          | 1599                |
| Pavement Recycling Systems, Inc.         | 0                              | 0%                           | 0                | 0                                  | 0%                        | 0                    | 0  | 0%                      | 0            | 0                                 | 0%                              | 0                             | 1           | 8                   |
| Phoenix Landscape                        | 0                              | 0%                           | 0                | 0                                  | 0%                        | 0                    | 1  | 50%                     | 16           | 0                                 | 0%                              | 0                             | 2           | 32                  |
| Quality Reinforcing                      | 0                              | 0%                           | 0                | 0                                  | 0%                        | 0                    | 2  | 16%                     | 9            | 1                                 | 4%                              | 2                             | 12          | 52                  |
| Rainbow Glazing                          | 2                              | 19%                          | 64               | 2                                  | 33%                       | 112                  | 7  | 70%                     | 240          | 0                                 | 0%                              | 0                             | 10          | 344                 |
| R & J Sheet Metal                        | 3                              | 51%                          | 27               | 1                                  | 49%                       | 26                   | 4  | 100%                    | 53           | 0                                 | 0%                              | 0                             | 4           | 53                  |
| Smith Brothers Crane                     | 1                              | 100%                         | 26               | 0                                  | 0%                        | 0                    | 1  | 100%                    | 26           | 0                                 | 0%                              | 0                             | 1           | 26                  |
| Smith Emery                              | 1                              | 20%                          | 28               | 0                                  | 0%                        | 0                    | 7  | 100%                    | 139          | 0                                 | 0%                              | 0                             | 7           | 139                 |
| Suttles Plumbing                         | 0                              | 0%                           | 0                | 0                                  | 0%                        | 0                    | 10   | 49%                     | 211          | 1                                 | 21%                             | 91                            | 15          | 431                 |
| Vertical Access                          | 1                              | 10%                          | 16               | 0                                  | 0%                        | 0                    | 9  | 85%                     | 132          | 0                                 | 0%                              | 0                             | 12          | 156                 |
| V & E Tree Service                       | 0                              | 0%                           | 0                | 0                                  | 0%                        | 0                    | 3  | 50%                     | 96           | 0                                 | 0%                              | 0                             | 6           | 192                 |
| Western Paving                           | 0                              | 0%                           | 0                | 1                                  | 8%                        | 6                    | 8  | 100%                    | 72           | 0                                 | 0%                              | 0                             | 8           | 72                  |



**Parsons Constructors Inc.**

100 West Walnut Street • Pasadena, California 91124 • (626) 440-3000 • Fax: (626) 440-2516

Date: January 26, 2018

To: Hayley White  
Pastusak Plumbing Company  
epastusak@gmail.com

CC: Omar Alameddine, Anderson Penna  
Brian Polivka, City of Long Beach  
Anne Taki, City of Long Beach  
Stephanie Eaves, City of Long Beach  
Sandy Palmer, City of Long Beach  
Dan Sloan, Parsons  
Don Maurer, Parsons  
Rasien Connelly, Parsons

From: Mandy Oelschlager, Parsons  
Mandy.oelschlager@parsons.com

**RE: Community Economic Development Efforts at the City of Long Beach**  
Project: Rainbow Harbor Evacuation System Repair and Upgrade (R-7089)  
Prime Contractor: Pastusak Plumbing Company  
Attachment: Local Hire & Disadvantaged/Veteran Worker Report

In working toward meeting the City of Long Beach's PLA goals on the Rainbow Harbor Evacuation System Repair and Upgrade Project, we are providing you with an update of the current percentages achieved by Pastusak Plumbing and its subcontractors.

We are highlighting those contractors who are exceeding the Local Hire and Disadvantaged/Veteran Goals and those who could use a boost in increasing their numbers. I've attached a summary report for your reference which includes all CPR data received through January 25, 2018.

This project is funded with Tidelands funds, therefore the COLB, PLA Article 3, Section 3.5(a)(1) is applicable. "Where Project Work is funded in full or in part by the State of California Tidelands funds, the term Local Resident, as used in this section shall mean an individual whose primary place of residence is within the Counties of Los Angeles or Orange".

**Project overall Local Resident Goal (40% Goal):**

- 3<sup>rd</sup> Tier Zip Codes (Los Angeles & Orange County – includes Long Beach & Gateway Cities Zip Codes): Currently 98%
- 1<sup>st</sup> Tier Zip Codes: (Long Beach Zip Codes): 36% (For information purposes only)
- 2<sup>nd</sup> Tier Zip Codes (Gateway Cities): Currently 43% (For information purposes only)

Contractors who have submitted CPRs that are currently *exceeding* the City of Long Beach PLA Local Hire Goal of 40%:

| Contractor         | 1 <sup>st</sup> Tier Zip Codes | 2 <sup>nd</sup> Tier Zip Codes | 3 <sup>rd</sup> Tier Zip Codes |
|--------------------|--------------------------------|--------------------------------|--------------------------------|
| Pastusak Plumbing  | 37%                            | 48%                            | 100%                           |
| Giannelli Electric | 39%                            | 0%                             | 100%                           |
| John S. Meek       | 14%                            | 8%                             | 66%                            |





**RE: Community Economic Development Efforts through January 25, 2018**

Project: Rainbow Harbor Evacuation System Repair and Upgrade  
Prime Contractor: Pastusak Plumbing

Disadvantaged/Veteran workers (10% Goal): **Currently 16%**

Total Project Hours: 1,899

Total Current Disadvantaged/Veteran Hours: 304

Contractors who are working toward and exceeding the **PLA Disadvantaged/Veteran goal of 10%**:  
*(percentages reflect workers who are verified as Disadvantaged or Veteran for the hours performed by each contractor)*

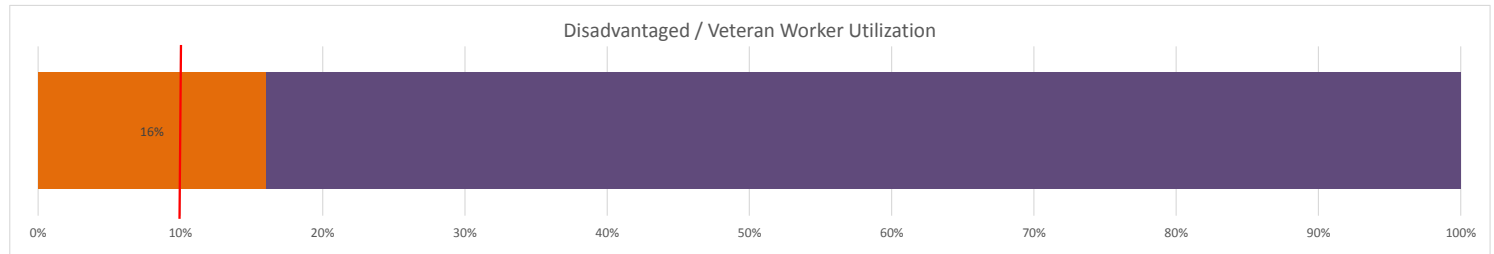
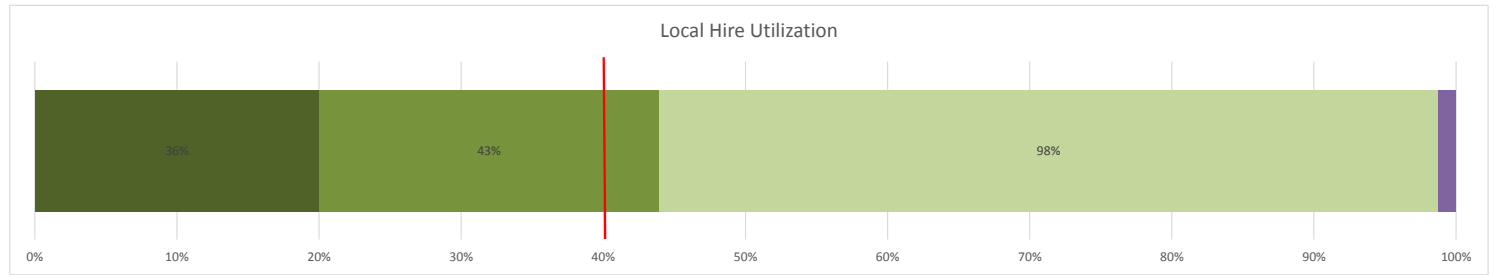
- Pastusak Plumbing: 17%
- John S. Meek: 13%

The remaining contractors working on this project have 0% verified worker hours that count toward the 10% PLA Disadvantaged / Veteran goal *(percentages reflect workers who are verified as Disadvantaged by Pacific Gateway Workforce Investment Network and Veterans verified by Parsons)*.

We look forward to working with Pastusak Plumbing toward the achievement of the City of Long Beach's PLA Local Hire and Disadvantaged/Veteran goal.

## Local Hire / Disadvantaged / Veteran Worker Utilization Report

Prime: Pastusak Plumbing



|                      | LONG BEACH RESIDENT (1st Tier) |                              |                  | GATEWAY CITIES RESIDENT (2nd Tier) |                           |                      | LA/OC RESIDENT (3rd Tier) - Includes Long Beach & Gateway Zip Codes |                         |              | DISADVANTAGED / VETERAN           |                                 |                               | TOTAL       |                     |
|----------------------|--------------------------------|------------------------------|------------------|------------------------------------|---------------------------|----------------------|---|-------------------------|--------------|-----------------------------------|---------------------------------|-------------------------------|-------------|---------------------|
|                      | # Long Beach Worker            | % Hours Long Beach Residents | Hours Long Beach | # Gateway Cities Worker            | % Hours Gateway Residents | Hours Gateway Cities | # LA/OC Workers   | % Hours LA/OC Residents | Hours LA/OC  | # Disadvantaged / Veteran Workers | % Hours Disadvantaged / Veteran | Hours Disadvantaged / Veteran | All Workers | Total Project Hours |
| <b>Project Total</b> | <b>5</b>                       | <b>36%</b>                   | <b>678</b>       | <b>3</b>                           | <b>43%</b>                | <b>808</b>           | <b>17</b>   | <b>98%</b>              | <b>1,857</b> | <b>2</b>                          | <b>16%</b>                      | <b>304</b>                    | <b>20</b>   | <b>1,899</b>        |
| Pastusak Plumbing    | 2                              | 37%                          | 621              | 2                                  | 48%                       | 798                  | 5   | 100%                    | 1674         | 1                                 | 17%                             | 288                           | 5           | 1674                |
| Giannelli Electric   | 1                              | 39%                          | 40               | 0                                  | 0%                        | 0                    | 2   | 100%                    | 104          | 0                                 | 0%                              | 0                             | 2           | 104                 |
| John S. Meek         | 2                              | 14%                          | 17               | 1                                  | 8%                        | 10                   | 10  | 66%                     | 80           | 1                                 | 13%                             | 16                            | 13          | 121                 |

\*City of Long Beach, Project Labor Agreement Article 3, Section 3.5 (a)(1) "Where Project Work is funded in full or in part by State of California Tidelands funds, the term Local Resident, as used in this section shall mean an individual whose primary place of residence is within the Counties of Los Angeles or Orange"

\*\*City of Long Beach, Project Labor Agreement Article 3, Section 3.14 Out of State Workers "In determining compliance with the targeted hiring goals of Section 3.5 above, hours of Project Work performed by residents of states other than California shall be excluded from the calculation."



**Parsons Constructors Inc.**

100 West Walnut Street • Pasadena, California 91124 • (626) 440-3000 • Fax: (626) 440-2516

Date: January 26, 2018

To: Joe Schulte  
Powell Constructors.  
joes@powellconstructors.com

CC: Mike Powell, Powell Constructors  
Brandon Hochhauser, Powell Constructors  
Eric Lopez, City of Long Beach  
Stephanie Eaves, City of Long Beach  
Sandy Palmer, City of Long Beach  
Ruben Tolentino, Psomas  
Jorge Uberhuaga, Psomas  
Dan Sloan, Parsons  
Don Maurer, Parsons  
Rasien Connelly, Parsons

From: Mandy Oelschlager, Parsons  
Mandy.oelschlager@parsons.com

**RE: Community Economic Development Efforts at the City of Long Beach**  
Project: Seaside Way Pedestrian Bridge  
Prime Contractor: Powell Constructors  
Attachment: Local Hire & Disadvantaged/Veteran Worker Report

In working toward meeting the City of Long Beach's PLA goals on the Seaside Way Pedestrian Bridge Project, we are providing you with an update of the current percentages achieved by Powell Constructors and its subcontractors.

We are highlighting those contractors who are exceeding the Local Hire and Disadvantaged/Veteran Goals and those who could use a boost in increasing their numbers. I've attached a summary report for your reference which includes all CPR data received through January 25, 2018.

This project is funded with Tidelands funds, therefore the COLB, PLA Article 3, Section 3.5(a)(1) is applicable. "Where Project Work is funded in full or in part by the State of California Tidelands funds, the term Local Resident, as used in this section shall mean an individual whose primary place of residence is within the Counties of Los Angeles or Orange".

Project overall Local Resident Goal (40% Goal):

- 3<sup>rd</sup> Tier Zip Codes (Los Angeles & Orange County – includes Long Beach & Gateway Cities Zip Codes): Currently 70%
- 1<sup>st</sup> Tier Zip Codes (Long Beach Zip Codes): 16% (For information purposes only)
- 2<sup>nd</sup> Tier Zip Codes (Gateway Cities): Currently 21% (For information purposes only)

Contractors who have submitted CPRs that are currently *exceeding* the City of Long Beach PLA Local Hire Goal of 40%:

| Contractor          | 1 <sup>st</sup> Tier Zip Codes | 2 <sup>nd</sup> Tier Zip Codes | 3 <sup>rd</sup> Tier Zip Codes |
|---------------------|--------------------------------|--------------------------------|--------------------------------|
| Powell Constructors | 23%                            | 16%                            | 68%                            |
| Conco Pumping       | 0%                             | 0%                             | 100%                           |
| Cor Ray Painting    | 0%                             | 17%                            | 100%                           |
| Dywidag             | 12%                            | 9%                             | 59%                            |
| Eleanor Belco       | 0%                             | 45%                            | 58%                            |
| Gerdau              | 0%                             | 23%                            | 88%                            |
| Hayward Baker       | 15%                            | 30%                            | 82%                            |



|                   |  |
|-------------------|--|
| <b>RE:</b>        | <b>Community Economic Development Efforts through January 25, 2018</b> |
| Project:          | Seaside Way Pedestrian Bridge  |
| Prime Contractor: | Powell Constructors  |

| Contractor       | 1 <sup>st</sup> Tier Zip Codes | 2 <sup>nd</sup> Tier Zip Codes | 3 <sup>rd</sup> Tier Zip Codes |
|------------------|--------------------------------|--------------------------------|--------------------------------|
| Penhall          | 0%                             | 0%                             | 100%                           |
| S Merli          | 0%                             | 12%                            | 100%                           |
| Sierra Landscape | 0%                             | 12%                            | 96%                            |

Contractors who are **below 40%** of the PLA Local Hire (Los Angeles & Orange County) Goal of 40%:

| Contractor       | 1 <sup>st</sup> Tier Zip Codes | 2 <sup>nd</sup> Tier Zip Codes | 3 <sup>rd</sup> Tier Zip Codes |
|------------------|--------------------------------|--------------------------------|--------------------------------|
| WMB & Associates | 0%                             | 0%                             | <b>38%</b>                     |

Disadvantaged/Veteran workers (10% Goal): **Currently 7%**

Total Project Hours: 46,234

Total Current Disadvantaged/Veteran Hours: 3,125

Contractors who are working toward and exceeding the **PLA Disadvantaged/Veteran goal of 10%**:  
*(percentages reflect workers who are verified as Disadvantaged or Veteran for the hours performed by each contractor)*

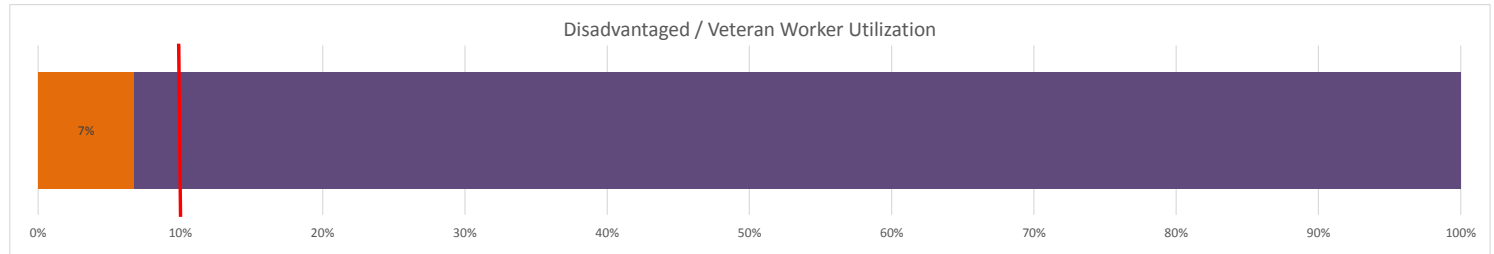
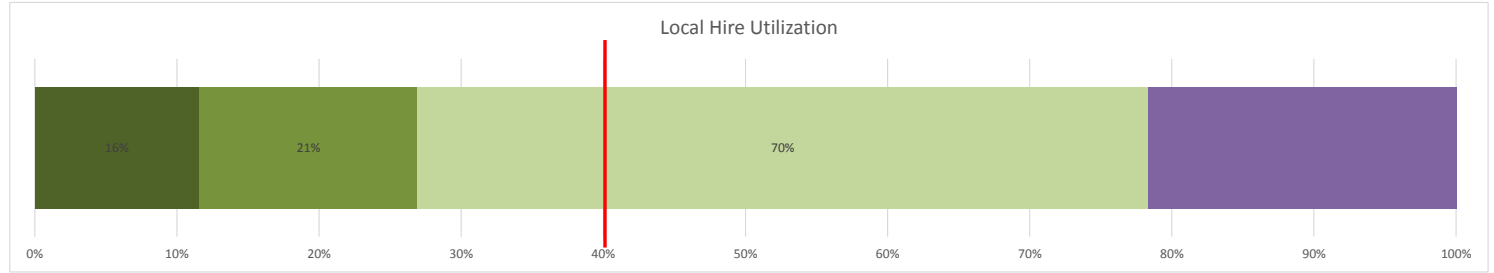
- Powell Constructors: 7%
- Eleanor Belco: 9%
- Gerdau: 10%
- S Merli: 31%

The remaining contractors working on this project have 0% verified worker hours that count toward the 10% PLA Disadvantaged / Veteran goal *(percentages reflect workers who are verified as Disadvantaged by Pacific Gateway Workforce Investment Network and Veterans verified by Parsons).*

We look forward to working with Powell Constructors toward the achievement of the City of Long Beach's PLA Local Hire and Disadvantaged/Veteran goal.

## Local Hire / Disadvantaged / Veteran Worker Utilization Report

**Project:** City of Long Beach - Seaside Way Pedestrian Bridge  
**Prime:** Powell Constructors



|                            | LONG BEACH RESIDENT (1st Tier) |                              |                  | GATEWAY CITIES RESIDENT (2nd Tier) |                           |                      | LA/OC RESIDENT (3rd Tier) - includes Long Beach & Gateway Zip Codes* |                         |               | DISADVANTAGED / VETERAN           |                                 |                               | TOTAL       |                     |
|----------------------------|--------------------------------|------------------------------|------------------|------------------------------------|---------------------------|----------------------|--|-------------------------|---------------|-----------------------------------|---------------------------------|-------------------------------|-------------|---------------------|
|                            | # Long Beach Worker            | % Hours Long Beach Residents | Hours Long Beach | # Gateway Cities Worker            | % Hours Gateway Residents | Hours Gateway Cities | # LA/OC Workers  | % Hours LA/OC Residents | Hours LA/OC   | # Disadvantaged / Veteran Workers | % Hours Disadvantaged / Veteran | Hours Disadvantaged / Veteran | All Workers | Total Project Hours |
| <b>Project Total</b>       | <b>12</b>                      | <b>16%</b>                   | <b>7,334</b>     | <b>43</b>                          | <b>21%</b>                | <b>9,719</b>         | <b>152</b>   | <b>70%</b>              | <b>32,517</b> | <b>6</b>                          | <b>7%</b>                       | <b>3,125</b>                  | <b>198</b>  | <b>46,234</b>       |
| <b>Powell Constructors</b> | 9                              | 23%                          | 7,150            | 22                                 | 16%                       | 5,003                | 58   | 68%                     | 21,067        | 3                                 | 7%                              | 2,044                         | 79          | 31,084              |
| Conco Pumping              | 0                              | 0%                           | 0                | 0                                  | 0%                        | 0                    | 8  | 100%                    | 91            | 0                                 | 0%                              | 0                             | 8           | 91                  |
| Cor Ray Painting           | 0                              | 0%                           | 0                | 3                                  | 17%                       | 198                  | 12   | 100%                    | 1,194         | 0                                 | 0%                              | 0                             | 12          | 1,194               |
| Dywidag                    | 2                              | 12%                          | 34               | 2                                  | 9%                        | 25                   | 8  | 59%                     | 165           | 0                                 | 0%                              | 0                             | 12          | 278                 |
| E Belco                    | 0                              | 0%                           | 0                | 4                                  | 45%                       | 3,002                | 10   | 58%                     | 3,854         | 1                                 | 9%                              | 602                           | 16          | 6,623               |
| Gerdau                     | 0                              | 0%                           | 0                | 5                                  | 23%                       | 1,028                | 23   | 88%                     | 3,960         | 1                                 | 10%                             | 436                           | 28          | 4,505               |
| Hayward Baker              | 1                              | 15%                          | 151              | 2                                  | 30%                       | 303                  | 7  | 82%                     | 814           | 0                                 | 0%                              | 0                             | 12          | 994                 |
| Penhall                    | 0                              | 0%                           | 0                | 0                                  | 0%                        | 0                    | 4  | 100%                    | 22            | 0                                 | 0%                              | 0                             | 4           | 22                  |
| S Merli                    | 0                              | 0%                           | 0                | 1                                  | 12%                       | 16                   | 6  | 100%                    | 138           | 1                                 | 31%                             | 43                            | 6           | 138                 |
| Sierra Landscape           | 0                              | 0%                           | 0                | 4                                  | 12%                       | 144                  | 15   | 96%                     | 1,186         | 0                                 | 0%                              | 0                             | 16          | 1,233               |
| WMB & Associates           | 0                              | 0%                           | 0                | 0                                  | 0%                        | 0                    | 1  | 38%                     | 28            | 0                                 | 0%                              | 0                             | 5           | 74                  |

\*City of Long Beach, Project Labor Agreement Article 3, Section 3.5 (a)(1) "Where Project Work is funded in full or in part by State of California Tideland funds, the term Local Resident, as used in this section shall mean an individual whose primary place of residence is within the Counties of Los Angeles or Orange"

\*\*City of Long Beach, Project Labor Agreement Article 3, Section 3.14 Out of State Workers "In determining compliance with the targeted hiring goals of Section 3.5 above, hours of Project Work performed by residents of states other than California shall be excluded from the calculation."

\* Disadvantaged Workers verified by Pacific Gateway Workforce Investment Network  
 \*\* Veteran Workers verified by Parsons



**Parsons Constructors Inc.**

100 West Walnut Street • Pasadena, California 91124 • (626) 440-3000 • Fax: (626) 440-2516

Date: January 26, 2018

To: Natalie Peters  
LA Engineering  
npeters@laeng.net

CC: Mitch Ward, LA Engineering  
Beth Ballard, LA Engineering  
Rick Panos, Simplus  
Kevin Smith, Simplus  
Meredith Reynolds, City of Long Beach  
Timothy Ralston, City of Long Beach  
Stephanie Eaves, City of Long Beach  
Sandy Palmer, City of Long Beach  
Dan Sloan, Parsons  
Don Maurer, Parsons  
Rasien Connelly, Parsons

From: Mandy Oelschlager, Parsons  
Mandy.oelschlager@parsons.com

**RE: Community Economic Development Efforts at the City of Long Beach**  
Project: Seaside Park Artificial Turf  
Prime Contractor: LA Engineering  
Attachment: Local Hire & Disadvantaged/Veteran Worker Report

In working toward meeting the City of Long Beach's PLA goals on the Seaside Park Artificial Turf Project, we are providing you with an update of the current percentages achieved by LA Engineering and its subcontractors.

We are highlighting those contractors who are exceeding the Local Hire and Disadvantaged/Veteran Goals and those who could use a boost in increasing their numbers. I've attached a summary report for your reference which includes all CPR data received through January 25, 2018.

Project overall Local Resident Goal (40% Goal):

- 1<sup>st</sup> Tier Zip Codes (Long Beach Zip Codes): Currently 25%
- 2<sup>nd</sup> Tier Zip Codes (Gateway Cities): Currently 3%
- 3<sup>rd</sup> Tier Zip Codes (Los Angeles & Orange County – includes Long Beach & Gateway Cities Zip Codes): Currently 89%

Contractors who have submitted CPRs that are currently *exceeding* the City of Long Beach PLA Local Hire Goal of 40%:

| Contractor     | 1 <sup>st</sup> Tier Zip Codes | 2 <sup>nd</sup> Tier Zip Codes | 3 <sup>rd</sup> Tier Zip Codes |
|----------------|--------------------------------|--------------------------------|--------------------------------|
| LA Engineering | 28%                            | 0%                             | 100%                           |
| Ace Fence      | 19%                            | 13%                            | 62%                            |
| Hanson Company | 0%                             | 0%                             | 100%                           |



|                   |  |
|-------------------|--|
| <b>RE:</b>        | <b>Community Economic Development Efforts through January 25, 2018</b> |
| Project:          | Seaside Park Artificial Turf   |
| Prime Contractor: | LA Engineering   |

Contractors have submitted Certified Payroll Reports and who are **below 40%** of the PLA Local Hire (Los Angeles & Orange County) Goal:

| <b>Contractor</b>  | <b>1<sup>st</sup> Tier Zip Codes</b> | <b>2<sup>nd</sup> Tier Zip Codes</b> | <b>3<sup>rd</sup> Tier Zip Codes</b> |
|--------------------|--------------------------------------|--------------------------------------|--------------------------------------|
| Caseland Surveying | 0%                                   | 0%                                   | <b>30%</b>                           |
| Field Turf         | 0%                                   | 9%                                   | <b>20%</b>                           |

Disadvantaged/Veteran workers (10% Goal): **Currently 5%**

Total Project Hours: 1,923

Total Disadvantaged/Veteran Hours: 93

Contractors who are working toward and exceeding the PLA Disadvantaged/Veteran goal of 10%: (percentages reflect workers who are verified as Disadvantaged or Veteran for the hours performed by each contractor)

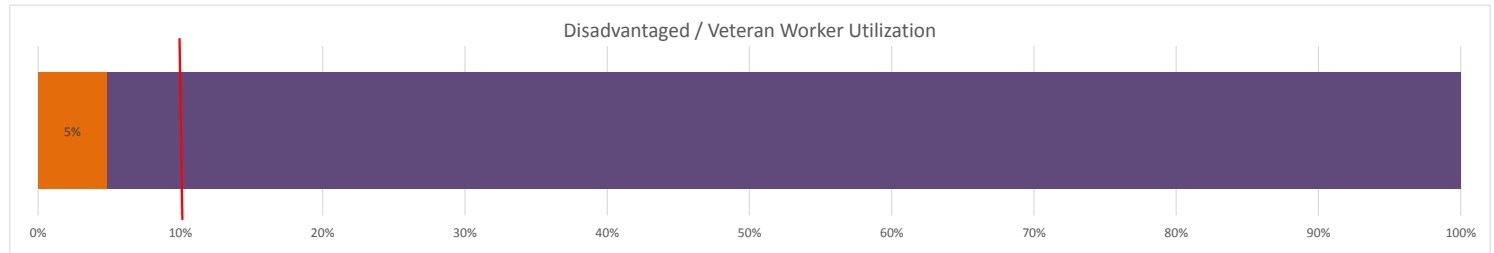
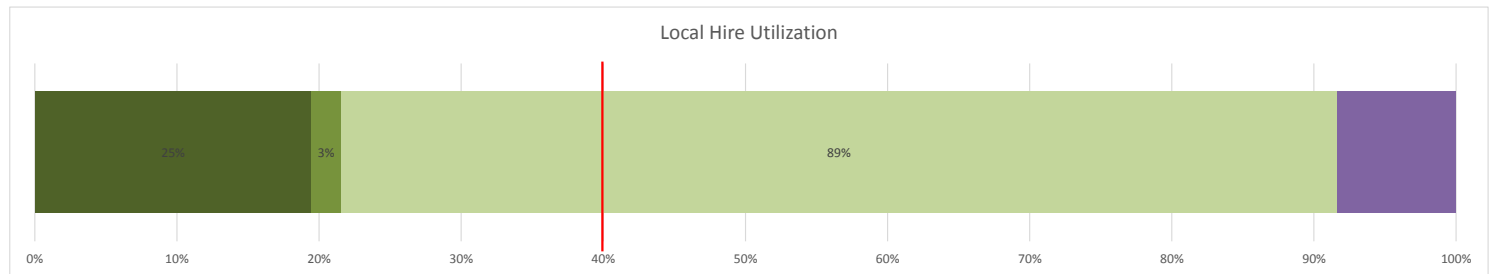
- LA Engineering: 5%
- Ace Fence: 7%

The remaining contractors working on this project have 0% verified worker hours that count toward the 10% PLA Disadvantaged / Veteran goal (percentages reflect workers who are verified as Disadvantaged by Pacific Gateway Workforce Investment Network and Veterans verified by Parsons).

We look forward to working with LA Engineering toward the achievement of the City of Long Beach's PLA Local Hire and Disadvantaged/Veteran goal.

## Local Hire / Disadvantaged / Veteran Worker Utilization Report

**Project:** City of Long Beach - Seaside Park Artificial Turf  
**Prime:** Los Angeles Engineering



|                                | LONG BEACH RESIDENT (1st Tier) |                              |                  | GATEWAY CITIES RESIDENT (2nd Tier) |                           |                      | LA/OC RESIDENT (3rd Tier) - includes Long Beach & Gateway Zip Codes |                         |             | DISADVANTAGED / VETERAN           |                                 |                               | TOTAL       |                     |
|--------------------------------|--------------------------------|------------------------------|------------------|------------------------------------|---------------------------|----------------------|---|-------------------------|-------------|-----------------------------------|---------------------------------|-------------------------------|-------------|---------------------|
|                                | # Long Beach Worker            | % Hours Long Beach Residents | Hours Long Beach | # Gateway Cities Worker            | % Hours Gateway Residents | Hours Gateway Cities | # LA/OC Workers   | % Hours LA/OC Residents | Hours LA/OC | # Disadvantaged / Veteran Workers | % Hours Disadvantaged / Veteran | Hours Disadvantaged / Veteran | All Workers | Total Project Hours |
| <b>Project Total</b>           | <b>5</b>                       | <b>25%</b>                   | <b>478</b>       | <b>4</b>                           | <b>3%</b>                 | <b>50</b>            | <b>27</b>   | <b>89%</b>              | <b>1718</b> | <b>2</b>                          | <b>5%</b>                       | <b>93</b>                     | <b>46</b>   | <b>1923</b>         |
| <b>Los Angeles Engineering</b> | 3                              | 28%                          | 414              | 0                                  | 0%                        | 0                    | 9   | 100%                    | 1469        | 1                                 | 5%                              | 69                            | 9           | 1469                |
| Ace Fence                      | 2                              | 19%                          | 64               | 3                                  | 13%                       | 42                   | 13  | 62%                     | 209         | 1                                 | 7%                              | 24                            | 16          | 335                 |
| Caseland Surveying             | 0                              | 0%                           | 0                | 0                                  | 0%                        | 0                    | 1   | 30%                     | 3           | 0                                 | 0%                              | 0                             | 3           | 10                  |
| Field Turf                     | 0                              | 0%                           | 0                | 1                                  | 9%                        | 8                    | 2   | 20%                     | 18          | 0                                 | 0%                              | 0                             | 16          | 90                  |
| Hanson Company                 | 0                              | 0%                           | 0                | 0                                  | 0%                        | 0                    | 2   | 100%                    | 20          | 0                                 | 0%                              | 0                             | 2           | 20                  |





**Parsons Constructors Inc.**

100 West Walnut Street • Pasadena, California 91124 • (626) 440-3000 • Fax: (626) 440-2516

Date: February 5, 2018

To: Kijoo Sung, Bitech Construction  
Bitech Construction, Inc.  
Bitech.kijoo@gmail.com

CC: Benjamin Kim, Bitech Construction  
Sunjoo Lee, Bitech Construction  
Sean Lee, Bitech Construction  
Kevin Smith, Simplus Management  
Stephen Mutch, Simplus Management  
Meredith Reynolds, City of Long Beach  
Stephanie Eaves, City of Long Beach  
Sandy Palmer, City of Long Beach  
Douglas McLaughlin, City of Long Beach  
Dan Sloan, Parsons  
Don Maurer, Parsons  
Rasien Ibanez, Parsons

From: Mandy Oelschlager, Parsons  
Mandy.oelschlager@parsons.com

**RE: Final Community Economic Development Efforts City of Long Beach**  
Project: Willow Springs Wetlands Restoration  
Prime Contractor: Bitech Construction  
Attachment: Local Hire & Disadvantaged/Veteran Worker Report

In working toward meeting the City of Long Beach's PLA goals on the Willow Springs Wetlands Restoration Project, we are providing you with a final update of the percentages achieved by Bitech Construction and its subcontractors.

I've attached a final report for your reference which includes all CPR data received for the project.

Project overall Local Resident Goal (40% Goal):

- 1<sup>st</sup> Tier Zip Codes (Long Beach Zip Codes): Currently 26%
- 2<sup>nd</sup> Tier Zip Codes (Gateway Cities): Currently 6%
- 3<sup>rd</sup> Tier Zip Codes (Los Angeles & Orange County – includes Long Beach & Gateway Cities Zip Codes): Currently 74%

Contractors who have submitted CPRs that are currently *exceeding* the City of Long Beach PLA Local Hire Goal of 40% are as follows:

| Contractor             | 1 <sup>st</sup> Tier Zip Codes | 2 <sup>nd</sup> Tier Zip Codes | 3 <sup>rd</sup> Tier Zip Codes |
|------------------------|--------------------------------|--------------------------------|--------------------------------|
| Bitech Construction    | 27%                            | 7%                             | 70%                            |
| Amezuca Loader Service | 0%                             | 0%                             | 100%                           |
| Newman Backhoe Service | 0%                             | 0%                             | 100%                           |
| Treesmith Enterprises  | 30%                            | 0%                             | 100%                           |

Contractors have submitted Certified Payroll Reports and who are **below 40%** of the PLA Local Hire (Los Angeles & Orange County) Goal:

| Contractor               | 1 <sup>st</sup> Tier Zip Codes | 2 <sup>nd</sup> Tier Zip Codes | 3 <sup>rd</sup> Tier Zip Codes |
|--------------------------|--------------------------------|--------------------------------|--------------------------------|
| CL Surveying and Mapping | 0%                             | 0%                             | <b>0%</b>                      |



**RE: Final Community Economic Development Efforts**

Project: Willow Springs Wetlands Restoration  
Prime Contractor: Bitech Construction

Disadvantaged/Veteran workers (10% Goal): **14%**

Total Project Hours: 5,907

Total Disadvantaged/Veteran Hours: 831

Contractors exceeded the **PLA Disadvantaged/Veteran goal of 10%**:

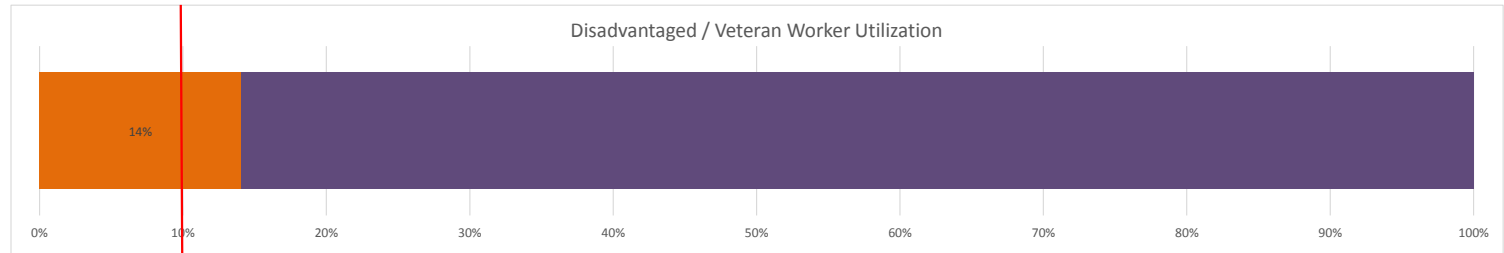
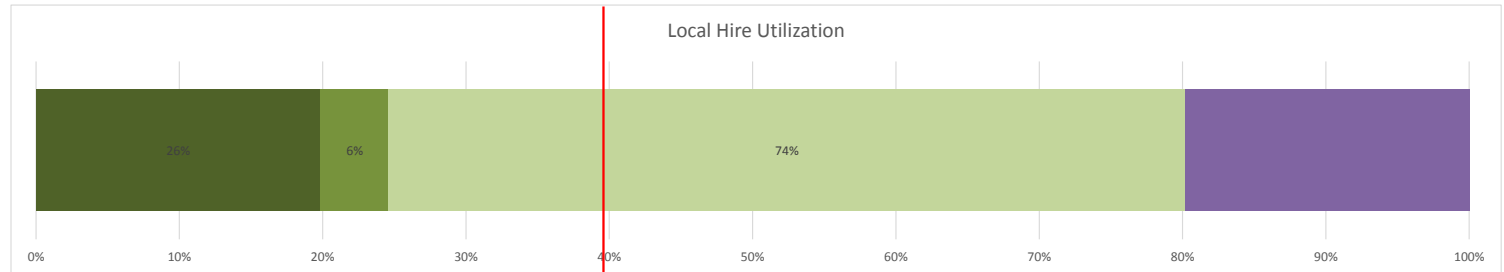
*(percentages reflect workers who are verified as Disadvantaged or Veteran for the hours performed by each contractor)*

- Bitech Construction: 16%

The remaining contractors who performed work on this project have 0% verified worker hours that count toward the 10% PLA Disadvantaged / Veteran goal *(percentages reflect workers who are verified as Disadvantaged by Pacific Gateway Workforce Investment Network and Veterans verified by Parsons).*

## Local Hire / Disadvantaged / Veteran Worker Utilization Report

**Project:** City of Long Beach - Willow Springs Wetlands Restoration  
**Prime:** Bitech Construction



|                                | LONG BEACH RESIDENT (1st Tier) |                              |                  | GATEWAY CITIES RESIDENT (2nd Tier) |                           |                      | LA/OC RESIDENT (3rd Tier) - Includes Long Beach & Gateway Zip Codes |                         |             | DISADVANTAGED / VETERAN           |                                 |                               | TOTAL       |                     |
|--------------------------------|--------------------------------|------------------------------|------------------|------------------------------------|---------------------------|----------------------|---|-------------------------|-------------|-----------------------------------|---------------------------------|-------------------------------|-------------|---------------------|
|                                | # Long Beach Worker            | % Hours Long Beach Residents | Hours Long Beach | # Gateway Cities Worker            | % Hours Gateway Residents | Hours Gateway Cities | # LA/OC Workers   | % Hours LA/OC Residents | Hours LA/OC | # Disadvantaged / Veteran Workers | % Hours Disadvantaged / Veteran | Hours Disadvantaged / Veteran | All Workers | Total Project Hours |
| <b>Project Total</b>           | <b>8</b>                       | <b>26%</b>                   | <b>1556</b>      | <b>4</b>                           | <b>6%</b>                 | <b>372</b>           | <b>39</b>   | <b>74%</b>              | <b>4353</b> | <b>2</b>                          | <b>14%</b>                      | <b>831</b>                    | <b>49</b>   | <b>5907</b>         |
| Bitech Construction Co., Inc.  | 6                              | 27%                          | 1340             | 4                                  | 7%                        | 372                  | 26  | 70%                     | 3553        | 2                                 | 16%                             | 831                           | 33          | 5043                |
| CL Surveying and Mapping, Inc. | 0                              | 0%                           | 0                | 0                                  | 0%                        | 0                    | 0   | 0%                      | 0           | 0                                 | 0%                              | 0                             | 3           | 64                  |
| Treesmith Enterprises, Inc.    | 2                              | 30%                          | 216              | 0                                  | 0%                        | 0                    | 11  | 100%                    | 716         | 0                                 | 0%                              | 0                             | 11          | 716                 |
| Newman Backhoe Service, Inc.   | 0                              | 0%                           | 0                | 0                                  | 0%                        | 0                    | 1   | 100%                    | 80          | 0                                 | 0%                              | 0                             | 1           | 80                  |
| Amezuca Loader Service, Inc.   | 0                              | 0%                           | 0                | 0                                  | 0%                        | 0                    | 1   | 100%                    | 5           | 0                                 | 0%                              | 0                             | 1           | 5                   |