



Parsons Constructors Inc.

100 West Walnut Street • Pasadena, California 91124 • (626) 440-3000 • Fax: (626) 440-2516

Date: July 25, 2017

To: Natalie Peters
LA Engineering
npeters@laeng.net

CC: Mitch Ward, LA Engineering
Beth Ballard, LA Engineering
Rick Panos, Simplus
Kevin Smith, Simplus
Meredith Reynolds, City of Long Beach
Timothy Ralston, City of Long Beach
Stephanie Eaves, City of Long Beach
Sandy Palmer, City of Long Beach
Dan Sloan, Parsons
Don Maurer, Parsons
Rasien Connelly, Parsons

From: Mandy Oelschlager, Parsons
Mandy.oelschlager@parsons.com

RE: Community Economic Development Efforts at the City of Long Beach
Project: Admiral Kidd Artificial Turf
Prime Contractor: LA Engineering
Attachment: Local Hire & Disadvantaged/Veteran Worker Report

In working toward meeting the City of Long Beach's PLA goals on the Admiral Kidd Artificial Turf Project, we are providing you with an update of the current percentages achieved by LA Engineering and its subcontractors.

We are highlighting those contractors who are exceeding the Local Hire and Disadvantaged/Veteran Goals and those who could use a boost in increasing their numbers. I've attached a summary report for your reference which includes all CPR data received through July 24, 2017.

Project overall Local Resident Goal (40% Goal):

- 1st Tier Zip Codes (Long Beach Zip Codes): Currently 22%
- 2nd Tier Zip Codes (Gateway Cities): Currently 1%
- 3rd Tier Zip Codes (Los Angeles & Orange County – includes Long Beach & Gateway Cities Zip Codes): Currently 97%

Contractors who have submitted CPRs that are currently *exceeding* the City of Long Beach PLA Local Hire Goal of 40%:

Contractor	1 st Tier Zip Codes	2 nd Tier Zip Codes	3 rd Tier Zip Codes
LA Engineering	23%	1%	97%
Case Land Surveying	0%	0%	100%

Disadvantaged/Veteran workers (10% Goal): **Currently 3%**

Total Project Hours: 732

Total Disadvantaged/Veteran Hours: 20



RE: Community Economic Development Efforts through July 24, 2017

Project: Admiral Kidd Artificial Turf
Prime Contractor: LA Engineering

Contractors who are working toward and exceeding the PLA Disadvantaged/Veteran goal of 10%: (percentages reflect workers who are verified as Disadvantaged or Veteran for the hours performed by each contractor)

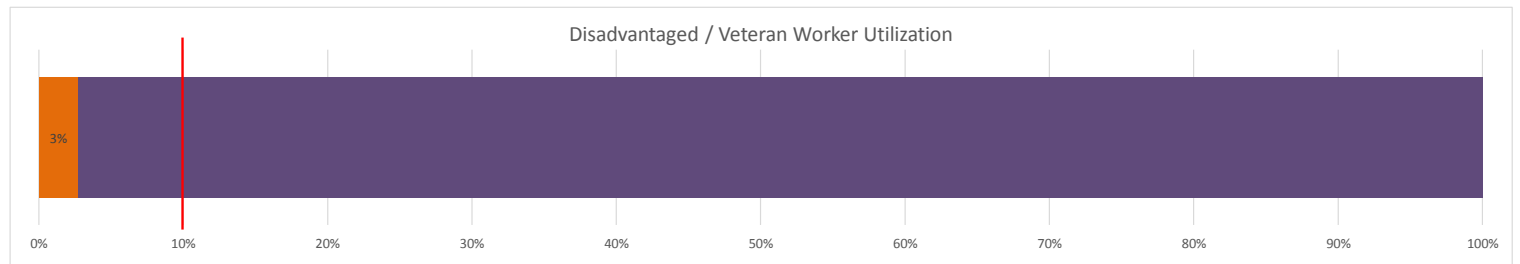
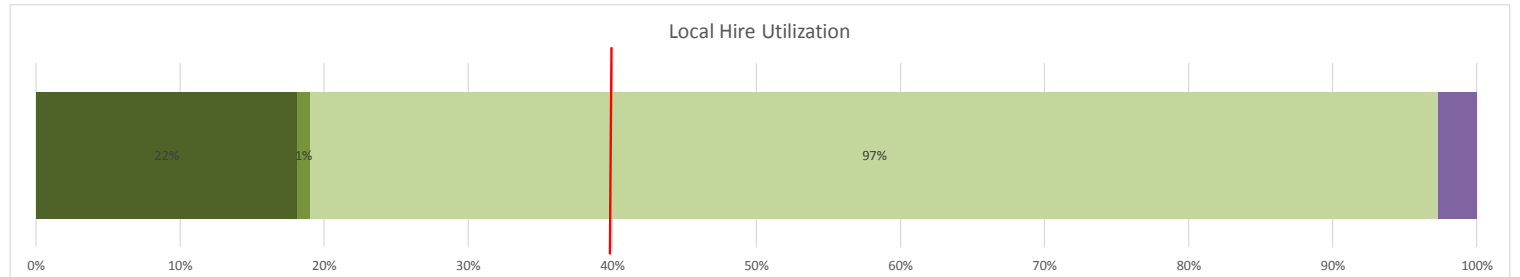
- LA Engineering: 3%

The remaining contractors working on this project have 0% verified worker hours that count toward the 10% PLA Disadvantaged / Veteran goal (percentages reflect workers who are verified as Disadvantaged by Pacific Gateway Workforce Investment Network and Veterans verified by Parsons).

We look forward to working with LA Engineering toward the achievement of the City of Long Beach's PLA Local Hire and Disadvantaged/Veteran goal.

Local Hire / Disadvantaged / Veteran Worker Utilization Report

Project: Admiral Kidd Park Artificial Turf
Prime: LA Engineering



	LONG BEACH RESIDENT (1st Tier)			GATEWAY CITIES RESIDENT (2nd Tier)			LA/OC RESIDENT (3rd Tier) - includes Long Beach & Gateway Zip Codes			DISADVANTAGED / VETERAN			TOTAL	
	# Long Beach Worker	% Hours Long Beach Residents	Hours Long Beach	# Gateway Cities Worker	% Hours Gateway Residents	Hours Gateway Cities	# LA/OC Workers	% Hours LA/OC Residents	Hours LA/OC	# Disadvantaged / Veteran Workers	% Hours Disadvantaged / Veteran	Hours Disadvantaged / Veteran	All Workers	Total Project Hours
Project Total	2	22%	164	1	1%	8	12	97%	708	1	3%	20	13	732
LA Engineering	2	23%	164	1	1%	8	10	97%	704	1	3%	20	11	728
Case Land Surveying	0	0%	0	0	0%	0	2	100%	4	0	0%	0	2	4



Parsons Constructors Inc.

100 West Walnut Street • Pasadena, California 91124 • (626) 440-3000 • Fax: (626) 440-2516

Date: July 25, 2017

To: Marcia Medina, TruStar Energy
 mmedina@trustarenergy.com

From: Mandy Oelschlager, Parsons
 Mandy.oelschlager@parsons.com

CC: Jesse Moran, TruStar Energy
 Chris McNary, Psomas
 Keith Hoey, City of Long Beach
 Stephanie Eaves, City of Long Beach
 Sandy Palmer, City of Long Beach
 Dan Sloan, Parsons
 Don Maurer, Parsons
 Rasien Connelly, Parsons

RE: Community Economic Development Efforts at the City of Long Beach
 Project: CNG Fueling Station
 Prime Contractor: TruStar Energy
 Attachment: Local Hire & Disadvantaged/Veteran Worker Report

In working toward meeting the City of Long Beach's PLA goals on the CNG Fueling Station Project, we are providing you with an update of the current percentages achieved by TruStar Energy and its subcontractors.

We are highlighting those contractors who are exceeding the Local Hire and Disadvantaged/Veteran Goals and those who could use a boost in increasing their numbers. I've attached a summary report for your reference which includes all CPR data received through July 23, 2017.

Project overall Local Resident Goal (40% Goal):

- 1st Tier Zip Codes (Long Beach Zip Codes): 41%
- 2nd Tier Zip Codes (Gateway Cities): Currently 14%
- 3rd Tier Zip Codes (Los Angeles & Orange County – includes Long Beach & Gateway Cities Zip Codes): Currently 86%

Contractors who have submitted CPRs that are currently *exceeding* the City of Long Beach PLA Local Hire Goal of 40% are as follows:

Contractor	1 st Tier Zip Codes	2 nd Tier Zip Codes	3 rd Tier Zip Codes
TruStar Energy	57%	12%	96%
BC Traffic Specialist	5%	13%	80%
Bob Hill Crane	29%	0%	85%
Crown Fence	0%	30%	49%
Johnson Peltier	29%	18%	75%
Mora's Equipment	12%	11%	77%
SE Pipeline	0%	35%	83%



RE:	Community Economic Development Efforts through July 24, 2017
Project:	CNG Fueling Station
Prime Contractor:	TruStar Energy

Disadvantaged/Veteran workers (10% Goal): **Currently 4%**

Total Project Hours: 7,091

Total Disadvantaged/Veteran Hours: 249

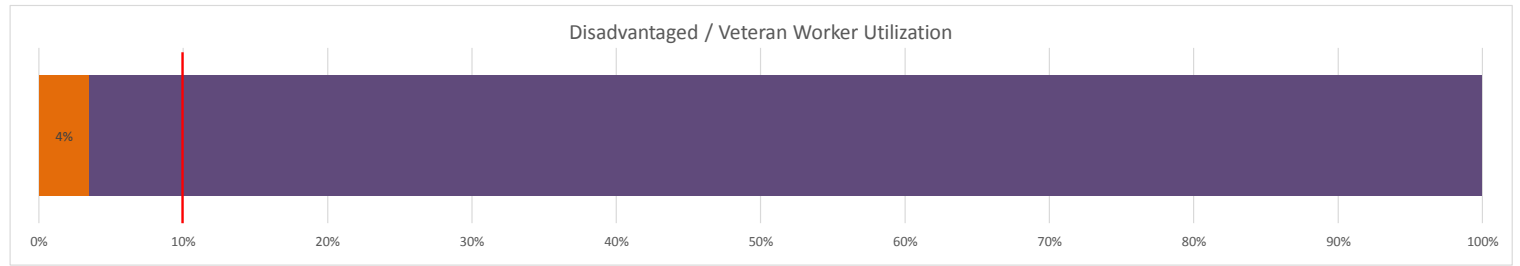
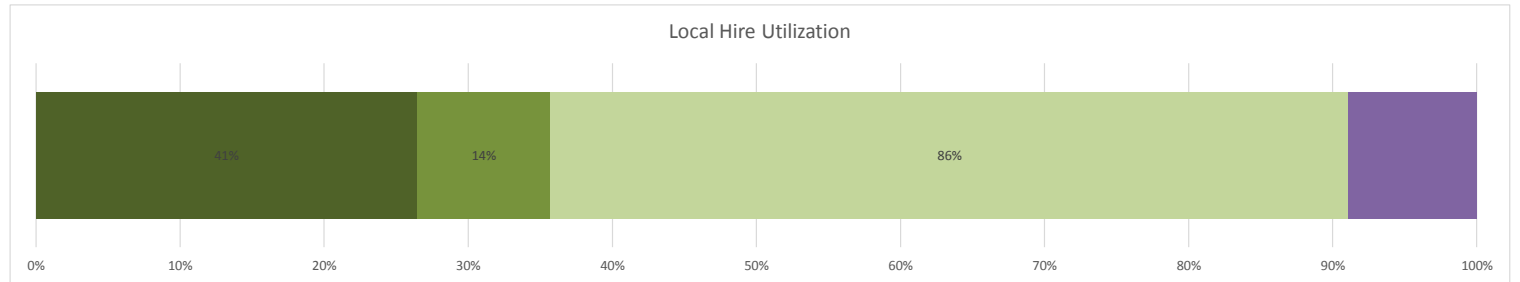
Contractors who are working toward and exceeding the **PLA Disadvantaged/Veteran goal of 10%**:
(percentages reflect workers who are verified as Disadvantaged or Veteran for the hours performed by each contractor)

- Johnson Peltier: 9%

We look forward to working with TruStar Energy toward the achievement of the City of Long Beach's PLA Local Hire and Disadvantaged/Veteran goal.

Local Hire / Disadvantaged / Veteran Worker Utilization Report

Project: City of Long Beach - CNG Fueling Station
Prime: TruStar Energy



	LONG BEACH RESIDENT (1st Tier)			GATEWAY CITIES RESIDENT (2nd Tier)			LA/OC RESIDENT (3rd Tier) - includes Long Beach & Gateway Zip Codes			DISADVANTAGED / VETERAN			TOTAL	
	# Long Beach Worker	% Hours Long Beach Residents	Hours Long Beach	# Gateway Cities Worker	% Hours Gateway Residents	Hours Gateway Cities	# LA/OC Workers	% Hours LA/OC Residents	Hours LA/OC	# Disadvantaged / Veteran Workers	% Hours Disadvantaged / Veteran	Hours Disadvantaged / Veteran	All Workers	Total Project Hours
Project Total	15	41%	2,918	14	14%	1,024	68	86%	6,107	1	4%	249	86	7,091
TruStar Energy	10	57%	2,092	5	12%	425	35	96%	3,536	0	0%	-	39	3,674
BC Traffic Controls	1	5%	8	2	13%	21	9	80%	132	0	0%	-	10	164
Bob Hill Crane	1	29%	9	0	0%	-	2	85%	27	0	0%	-	3	31
Crown Fence	0	0%	-	1	30%	25	2	49%	41	0	0%	-	4	84
Johnson Peltier	2	29%	767	2	18%	480	10	75%	2,018	1	9%	249	18	2,683
Mora's Equipment	1	12%	42	1	11%	40	4	77%	276	0	0%	-	5	360
SE Pipeline	0	0%	-	3	35%	33	6	83%	79	0	0%	-	7	95



Parsons Constructors Inc.

100 West Walnut Street • Pasadena, California 91124 • (626) 440-3000 • Fax: (626) 440-2516

Date: July 25, 2017

To: Maria Reames
LA Engineering
maria@laeng.net

CC: Mitch Ward, LA Engineering
Beth Ballard, LA Engineering
Michelle Baylor, Vanir
Mouhsen Habib, City of Long Beach
Macamon Tyree, City of Long Beach
Eric Lowe, City of Long Beach
Douglas McLaughlin, City of Long Beach
Stephanie Eaves, City of Long Beach
Sandy Palmer, City of Long Beach
Dan Sloan, Parsons
Don Maurer, Parsons
Rasien Connelly, Parsons

From: Mandy Oelschlager, Parsons
Mandy.oelschlager@parsons.com

RE: Community Economic Development Efforts at the City of Long Beach
Project: Colorado Lagoon
Prime Contractor: LA Engineering
Attachment: Local Hire & Disadvantaged/Veteran Worker Report

In working toward meeting the City of Long Beach's PLA goals on the Colorado Lagoon Project, we are providing you with an update of the current percentages achieved by LA Engineering and its subcontractors.

We are highlighting those contractors who are exceeding the Local Hire and Disadvantaged/Veteran Goals and those who could use a boost in increasing their numbers. I've attached a summary report for your reference which includes all CPR data received through July 21, 2017.

This project is funded with Tidelands funds, therefore the COLB, PLA Article 3, Section 3.5(a)(1) is applicable. "Where Project Work is funded in full or in part by the State of California Tidelands funds, the term Local Resident, as used in this section shall mean an individual whose primary place of residence is within the Counties of Los Angeles or Orange".

Project overall Local Resident Goal (40% Goal):

- 3rd Tier Zip Codes (Los Angeles & Orange County – includes Long Beach & Gateway Cities Zip Codes): Currently 59%
- 1st Tier Zip Codes: (Long Beach Zip Codes): 16% (For information purposes only)
- 2nd Tier Zip Codes (Gateway Cities): Currently 5% (For information purposes only)

Contractors who have submitted CPRs that are currently *exceeding* the City of Long Beach PLA Local Hire Goal of 40%:

Contractor	1st Tier Zip Codes	2nd Tier Zip Codes	3rd Tier Zip Codes
LA Engineering	23%	9%	99%
Acme General Engineering	20%	0%	80%
Bryden Electrical, Inc.	100%	0%	100%



RE:	Community Economic Development Efforts through July 21, 2017
Project:	Colorado Lagoon
Prime Contractor:	LA Engineering

Contractor	1st Tier Zip Codes	2nd Tier Zip Codes	3rd Tier Zip Codes
Savala Equipment	0%	16%	100%
John S. Meek	5%	14%	77%

Contractors who are **below 40%** of the PLA Local Hire (Los Angeles & Orange County) Goal of 40%:

Contractor	1st Tier Zip Codes	2nd Tier Zip Codes	3rd Tier Zip Codes
Caseland Surveying	0%	0%	0%
Dixon Marine	9%	0%	17%
Fence Corp, Inc.	9%	0%	9%

Disadvantaged/Veteran workers (10% Goal): **Currently 5%**

Total Project Hours: 14,197

Total Disadvantaged/Veteran Hours: 660

Contractors who are working toward and exceeding the **PLA Disadvantaged/Veteran goal of 10%**:
(percentages reflect workers who are verified as Disadvantaged or Veteran for the hours performed by each contractor)

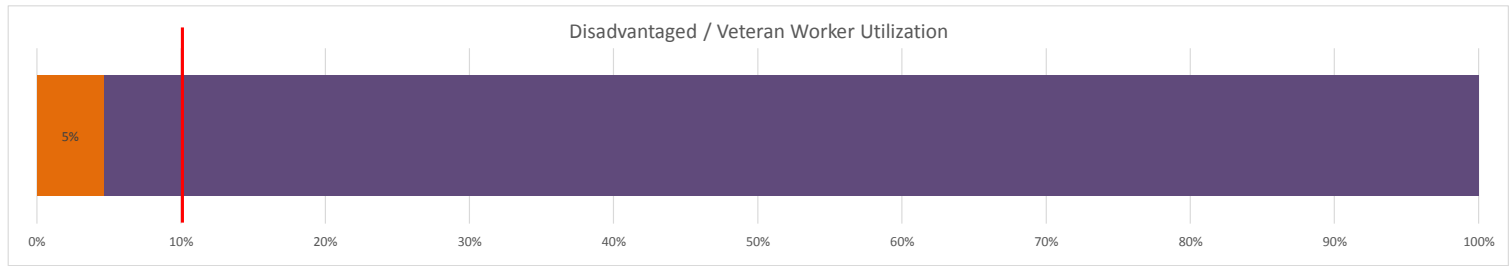
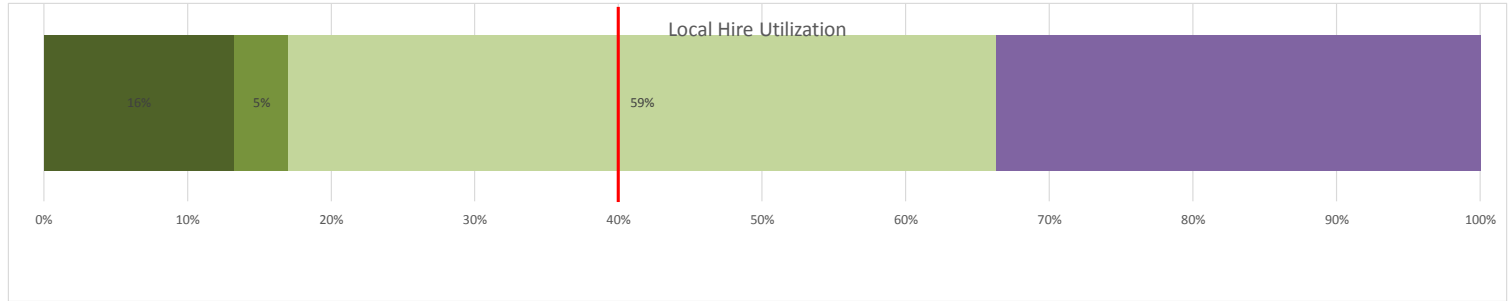
- LA Engineering: 3%
- Dixon Marine: 7%

The remaining contractors working on this project have 0% verified worker hours that count toward the 10% PLA Disadvantaged / Veteran goal *(percentages reflect workers who are verified as Disadvantaged by Pacific Gateway Workforce Investment Network and Veterans verified by Parsons).*

We look forward to working with LA Engineering toward the achievement of the City of Long Beach's PLA Local Hire and Disadvantaged/Veteran goal.

Local Hire / Disadvantaged / Veteran Worker Utilization Report

Project: City of Long Beach - Colorado Lagoon
Prime: LA Engineering



	LONG BEACH RESIDENT (1st Tier)			GATEWAY CITIES RESIDENT (2nd Tier)			LA/OC RESIDENT (3rd Tier) - includes Long Beach & Gateway Zip Codes			DISADVANTAGED / VETERAN			TOTAL	
	# Long Beach Worker	% Hours Long Beach Residents	Hours Long Beach	# Gateway Cities Worker	% Hours Gateway Residents	Hours Gateway Cities	# LA/OC Workers	% Hours LA/OC Residents	Hours LA/OC	# Disadvantaged / Veteran Workers	% Hours Disadvantaged / Veteran	Hours Disadvantaged / Veteran	All Workers	Total Project Hours
Project Total	16	16%	2272	8	5%	647	47	59%	8429	2	5%	660	69	14197
LA Engineering	9	23%	1580	5	9%	608	27	99%	6922	1	3%	212	28	6986
ACME General Engineering	1	20%	26	0	0%	0	4	80%	101	0	0%	0	5	127
Bryden Electrical, Inc.	1	100%	39	0	0%	0	1	100%	39	0	0%	0	1	39
Caseland Surveying	0	0%	0	0	0%	0	0	0%	0	0	0%	0	2	67
Dixon Marine	2	9%	596	0	0%	0	3	17%	1129	1	7%	448	10	6497
Fence Corp, Inc.	2	9%	20	0	0%	0	2	9%	20	0	0%	0	12	216
Savala Equipment	0	0%	0	1	16%	9	2	100%	55	0	0%	0	2	55
John S. Meek	1	5%	11	2	14%	30	8	77%	163	0	0%	0	9	211

*City of Long Beach, Project Labor Agreement Article 3, Section 3.5 (a)(1) "Where Project Work is funded in full or in part by State of California Tidelands funds, the term Local Resident, as used in this section shall mean an individual whose primary place of residence is within the Counties of Los Angeles or Orange"

**City of Long Beach, Project Labor Agreement Article 3, Section 3.14 Out of State Workers "In determining compliance with the targeted hiring goals of Section 3.5 above, hours of Project Work performed by residents of states other than California shall be excluded from the calculation."



Parsons Constructors Inc.

100 West Walnut Street • Pasadena, California 91124 • (626) 440-3000 • Fax: (626) 440-2516

Date: July 25, 2017

To: Zachary Chao
CW Crosser Construction, Inc.
zachary@cwcrosser.com

CC: Yu-Tien Chao, CW Crosser
Kevin Smith, Simplus Management
John Duong, Simplus Management
Stephanie Eaves, City of Long Beach
Sandy Palmer, City of Long Beach
Salvador Barajas, Pacific Gateway
Dan Sloan, Parsons
Don Maurer, Parsons
Rasien Connelly, Parsons

From: Mandy Oelschlager, Parsons
Mandy.oelschlager@parsons.com

RE: Community Economic Development Efforts at the City of Long Beach
Project: Deforest Wetlands Restoration Project
Prime Contractor: CW Crosser Construction, Inc.
Attachment: Local Hire & Disadvantaged/Veteran Worker Report

In working toward meeting the City of Long Beach's PLA goals on the Deforest Wetlands Restoration Project, we are providing you with an update of the current percentages achieved by CW Crosser and its subcontractors.

We are highlighting those contractors who are exceeding the Local Hire and Disadvantaged/Veteran Goals and those who could use a boost in increasing their numbers. I've attached a summary report for your reference which includes all CPR data received through July 21, 2017.

Project overall Local Resident Goal (40% Goal):

- 1st Tier Zip Codes (Long Beach Zip Codes): 36%
- 2nd Tier Zip Codes (Gateway Cities): Currently 15%
- 3rd Tier Zip Codes (Los Angeles & Orange County – includes Long Beach & Gateway Cities Zip Codes): Currently 91%

Contractors who have submitted CPRs that are currently *exceeding* the City of Long Beach PLA Local Hire Goal of 40% are as follows:

Contractor	1 st Tier Zip Codes	2 nd Tier Zip Codes	3 rd Tier Zip Codes
CW Crosser	60%	15%	97%
Amezcuca Loader Service	0%	0%	100%
Barler Equipment	0%	0%	100%
EC Applications	0%	17%	67%
Hammer Down	43%	0%	100%
John S. Meek	23%	7%	77%
Marina Landscape	0%	24%	86%
Miller Equipment	0%	0%	94%
OFRS	53%	42%	100%
Treesmith Enterprises	10%	2%	100%



RE:	Community Economic Development Efforts through July 21, 2017
Project:	Deforest Wetlands Restoration
Prime Contractor:	CW Crosser

Contractor	1 st Tier Zip Codes	2 nd Tier Zip Codes	3 rd Tier Zip Codes
United Fence Erectors	25%	0%	68%
US Demolition	0%	100%	100%

Contractors have submitted Certified Payroll Reports and who are **below 40%** of the PLA Local Hire (Los Angeles & Orange County) Goal:

Contractor	1 st Tier Zip Codes	2 nd Tier Zip Codes	3 rd Tier Zip Codes
Power Plus	0%	0%	10%
Riley's Scraper Rental	0%	0%	0%
Site Solution Services	0%	0%	10%

Disadvantaged/Veteran workers (10% Goal): **Currently 3%**
 Total Project Hours: 10,594
 Total Disadvantaged/Veteran Hours: 317

Contractors who are working toward and exceeding the **PLA Disadvantaged/Veteran goal of 10%**:
(percentages reflect workers who are verified as Disadvantaged or Veteran for the hours performed by each contractor)

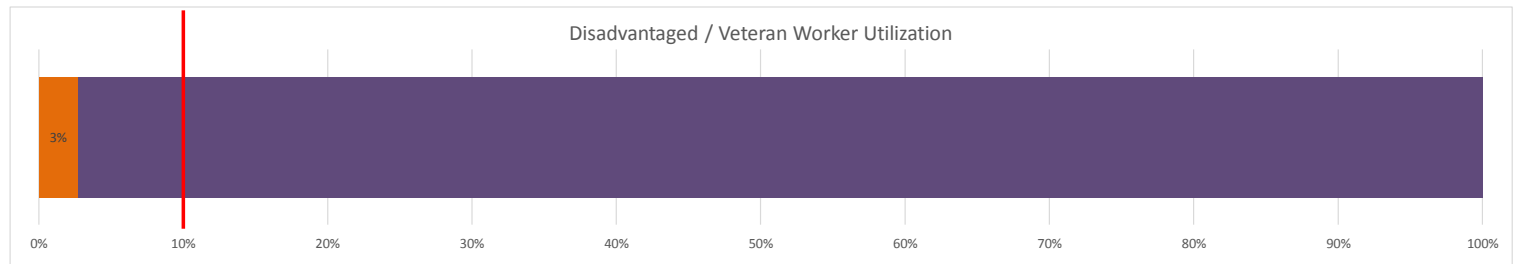
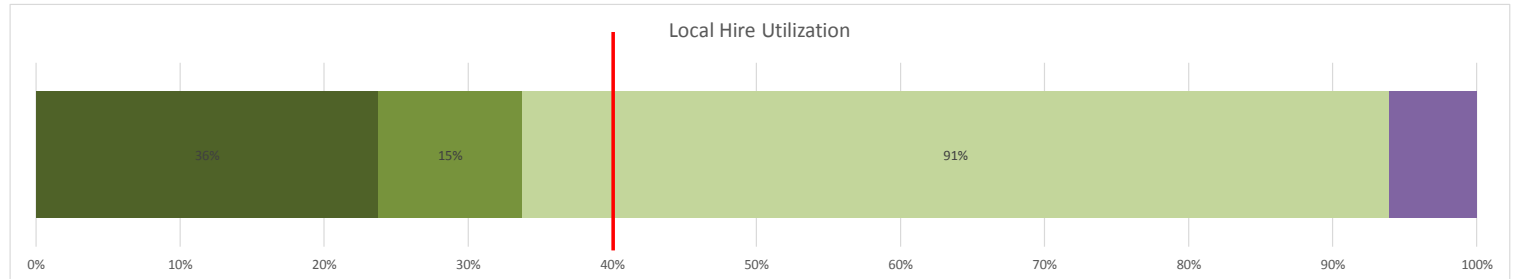
- CW Crosser: 2%
- John S. Meek: 7%
- OFRS: 10%

The remaining contractors working on this project have 0% verified worker hours that count toward the 10% PLA Disadvantaged / Veteran goal *(percentages reflect workers who are verified as Disadvantaged by Pacific Gateway Workforce Investment Network and Veterans verified by Parsons).*

We look forward to working with CW Crosser Construction, Inc. toward the achievement of the City of Long Beach's PLA Local Hire and Disadvantaged/Veteran goal.

Local Hire / Disadvantaged / Veteran Worker Utilization Report

Project: City of Long Beach - Deforest Wetlands Project
Prime: CW Crosser Construction, Inc.



	LONG BEACH RESIDENT (1st Tier)			GATEWAY CITIES RESIDENT (2nd Tier)			LA/OC RESIDENT (3rd Tier) - includes Long Beach & Gateway Zip Codes			DISADVANTAGED / VETERAN			TOTAL	
	# Long Beach Worker	% Hours Long Beach Residents	Hours Long Beach	# Gateway Cities Worker	% Hours Gateway Residents	Hours Gateway Cities	# LA/OC Workers	% Hours LA/OC Residents	Hours LA/OC	# Disadvantaged / Veteran Workers	% Hours Disadvantaged / Veteran	Hours Disadvantaged / Veteran	All Workers	Total Project Hours
Project Total	45	36%	4,203	16	15%	1,760	117	91%	10,643	4	3%	317	138	11,718
CW Crosser	26	60%	2,902	4	15%	719	40	97%	4,722	2	2%	84	44	4,854
Amezcu Loader Service	0	0%	0	0	0%	0	1	100%	83	0	0%	0	1	83
Barler Equipment	0	0%	0	0	0%	0	2	100%	369	0	0%	0	2	369
EC Applications	0	0%	0	1	17%	17	4	67%	68	0	0%	0	6	102
Hammer Down	2	43%	32	0	0%	0	4	100%	75	0	0%	0	4	75
John S Meek	3	23%	228	3	7%	73	20	77%	767	1	7%	65	24	992
Marina Landscape	0	0%	0	2	24%	88	8	86%	314	0	0%	0	10	364
Miller Equipment	0	0%	0	0	0%	0	2	94%	693	0	0%	0	4	740
OFRS	10	53%	852	4	42%	688	16	100%	1,622	1	10%	168	16	1,622
Power Plus	0	0%	0	0	0%	0	1	10%	1	0	0%	0	3	5
Rileys Scraper Rental	0	0%	0	0	0%	0	0	0%	0	0	0%	0	2	114
Site Solution Services	0	0%	0	0	0%	0	2	10%	53	0	0%	0	4	502
Treesmith Enterprises	2	10%	174	1	2%	40	13	100%	1,700	0	0%	0	13	1,700
United Fence Erectors	2	25%	16	0	0%	0	3	68%	43	0	0%	0	4	63
US Demolition	0	0%	0	1	100%	136	1	100%	136	0	0%	0	1	136



Parsons Constructors Inc.

100 West Walnut Street • Pasadena, California 91124 • (626) 440-3000 • Fax: (626) 440-2516

Date: July 25, 2017

To: Gregg Strumpf, CS Legacy
gregg@cslegacy.net

CC: Gloria Macias, CS Legacy
Nancy Mellon, CS Legacy
Bill Zein, Anderson Penna
Stephanie Eaves, City of Long Beach
Sandy Palmer, City of Long Beach
Dan Sloan, Parsons
Don Maurer, Parsons
Rasien Connelly, Parsons

From: Mandy Oelschlager, Parsons
Mandy.oelschlager@parsons.com

RE: Community Economic Development Efforts at the City of Long Beach
Project: Drake/Chavez Soccer Field
Prime Contractor: CS Legacy
Attachment: Local Hire & Disadvantaged/Veteran Worker Report

In working toward meeting the City of Long Beach's PLA goals on the Drake Chavez Soccer Field Project, we are providing you with an update of the current percentages achieved by CS Legacy and its subcontractors.

We are highlighting those contractors who are exceeding the Local Hire and Disadvantaged/Veteran Goals and those who could use a boost in increasing their numbers. I've attached a summary report for your reference which includes all CPR data received through July 21, 2017.

Project overall Local Resident Goal (40% Goal):

- 1st Tier Zip Codes (Long Beach Zip Codes): 8%
- 2nd Tier Zip Codes (Gateway Cities): Currently 14%
- 3rd Tier Zip Codes (Los Angeles & Orange County – includes Long Beach & Gateway Cities Zip Codes): Currently 58%

Contractors who have submitted Certified Payroll Reports and who are meeting the PLA Local Hire (Los Angeles & Orange County) Goal of 40%:

Contractor	1 st Tier Zip Codes	2 nd Tier Zip Codes	3 rd Tier Zip Codes
CS Legacy (prime)	8%	15%	58%
Alcorn Fence	0%	28%	100%
Caseland Survey	0%	0%	52%
PCI	0%	36%	100%
Electro Construction Corp.	15%	0%	90%

Contractors have submitted Certified Payroll Reports and who are **below 40%** of the PLA Local Hire (Los Angeles & Orange County) Goal:

Contractor	1 st Tier Zip Codes	2 nd Tier Zip Codes	3 rd Tier Zip Codes
CMB	0%	11%	38%
Field Turf	0%	0%	0%



RE: Community Economic Development Efforts through July 21, 2017

Project: Drake Chavez Soccer Field
Prime Contractor: CS Legacy

Disadvantaged/Veteran workers (10% Goal): **Currently 0.05%**

Total Project Hours: 16,076

Total Current Disadvantaged/Veteran Hours: 8

Contractors who are working toward the **PLA Disadvantaged/Veteran goal of 10%**:

(percentages reflect workers who are verified as Disadvantaged or Veteran for the hours performed by each contractor)

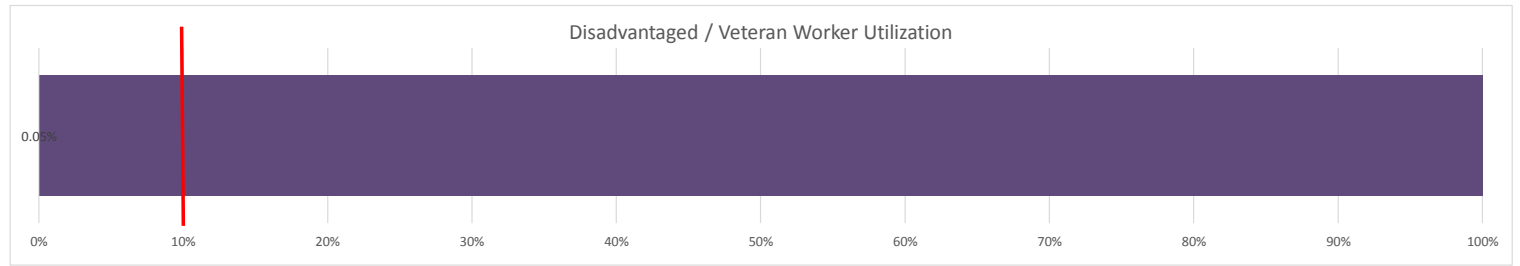
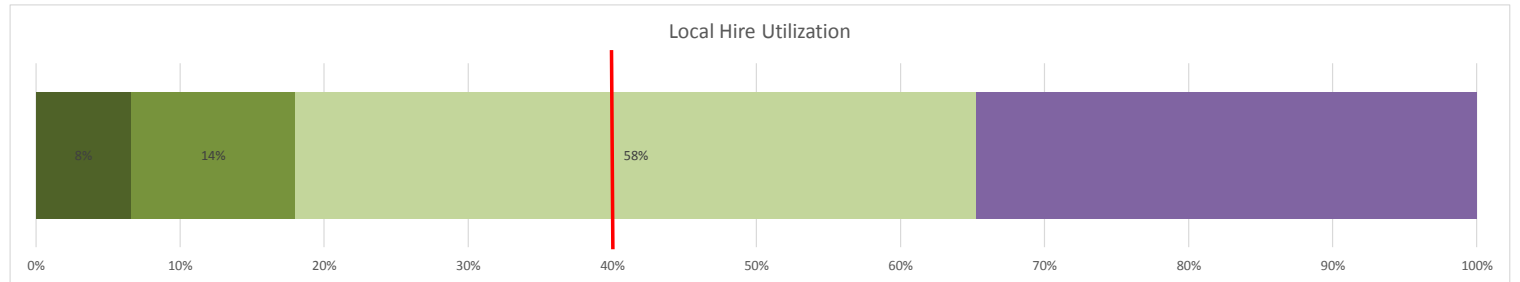
- Alcorn Fence: 5%

The remaining contractors working on this project have 0% verified worker hours that count toward the 10% PLA Disadvantaged / Veteran goal *(percentages reflect workers who are verified as Disadvantaged by Pacific Gateway Workforce Investment Network and Veterans verified by Parsons)*.

We look forward to working with CS Legacy toward the achievement of the City of Long Beach's PLA Local Hire and Disadvantaged/Veteran goal.

Local Hire / Disadvantaged / Veteran Worker Utilization Report

Project: City of Long Beach - Drake Chavez Soccer Field
Prime: CS Legacy



	LONG BEACH RESIDENT (1st Tier)			GATEWAY CITIES RESIDENT (2nd Tier)			LA/OC RESIDENT (3rd Tier) - includes Long Beach & Gateway Zip Codes			DISADVANTAGED / VETERAN			TOTAL	
	# Long Beach Worker	% Hours Long Beach Residents	Hours Long Beach	# Gateway Cities Worker	% Hours Gateway Residents	Hours Gateway Cities	# LA/OC Workers	% Hours LA/OC Residents	Hours LA/OC	# Disadvantaged / Veteran Workers	% Hours Disadvantaged / Veteran	Hours Disadvantaged / Veteran	All Workers	Total Project Hours
Project Total	4	8%	1,295	8	14%	2,234	47	58%	9,271	1	0.05%	8	89	16,076
CS Legacy	3	8%	1,239	5	15%	2,168	21	58%	8,654	0	0%	0	40	14,835
Alcorn Fence	0	0%	0	1	28%	43	7	100%	154	1	5%	8	7	154
Caseland Survey	0	0%	0	0	0%	0	4	52%	53	0	0%	0	5	101
CMB	0	0%	0	1	11%	17	4	38%	58	0	0%	0	13	152
Electro Construction Corp.	1	15%	56	0	0%	0	8	90%	334	0	0%	0	10	371
Field Turf	0	0%	0	0	0%	0	0	0%	0	0	0%	0	11	444
PCI	0	0%	0	1	36%	7	3	100%	20	0	0%	0	3	20

**Parsons Constructors Inc.**

100 West Walnut Street • Pasadena, California 91124 • (626) 440-3000 • Fax: (626) 440-2516

Date: July 25, 2017

To: Lisa Holguin, World Wide Construction
worldwide@wwcgc.com

From: Mandy Oelschlager, Parsons
Mandy.oelschlager@parsons.com

CC: Stephanie Eaves, City of Long Beach
Sandy Palmer, City of Long Beach
Marilyn Surakus, City of Long Beach
Michael Maston, City of Long Beach
Tim Ralston, City of Long Beach
Bonnie Castro, Totum Consulting
Dan Sloan, Parsons
Donald Maurer, Parsons
Rasien Connelly, Parsons

RE: Community Economic Development Efforts at the City of Long Beach
Project: Fire Stations Work Force Privacy Projects
Prime Contractor: World Wide Construction

Attachment: Local Hire & Disadvantaged/Veteran Worker Report

In working toward meeting the City of Long Beach's PLA goals on the Fire Stations Work Force Privacy Projects, we are providing you with an update of the current percentages achieved by World Wide Construction and its subcontractors.

We are highlighting those contractors who are exceeding the Local Hire and Disadvantaged/Veteran Goals and those who could use a boost in increasing their numbers. I've attached a summary report for your reference which includes all CPR data received through July 24, 2017.

Project overall Local Resident Goal (40% Goal):

- 1st Tier Zip Codes (Long Beach Zip Codes): 17%
- 2nd Tier Zip Codes (Gateway Cities): Currently 35%
- 3rd Tier Zip Codes (Los Angeles & Orange County – includes Long Beach & Gateway Cities Zip Codes): Currently 86%

Contractors currently *exceeding* the City of Long Beach PLA Local Hire Goal of 40%:

Contractor	1 st Tier Zip Codes	2 nd Tier Zip Codes	3 rd Tier Zip Codes
World Wide Construction	0%	40%	100%
DC Acoustics	0%	0%	50%
Farrell's Plumbing	72%	0%	94%
Miller Electric	75%	3%	90%
O'Keeffe Construction	10%	54%	99%
Precision Demolition	19%	54%	100%
Premier Tile	0%	20%	79%



RE:	Community Economic Development Efforts through July 24, 2017
Project:	Fire Stations Workforce Privacy
Prime Contractor:	World Wide Construction

Contractors who are **below 40%** of the PLA Local Hire (Los Angeles & Orange County) Goal of 40% :

Contractor	1st Tier Zip Codes	2nd Tier Zip Codes	3rd Tier Zip Codes
In the Light Electric	0%	0%	0%
Westland Heating & Air	1%	9%	20%

Disadvantaged/Veteran workers (10% Goal): **Currently 2%**

Total Project Hours: 7,486

Total Disadvantaged/Veteran Hours: 139

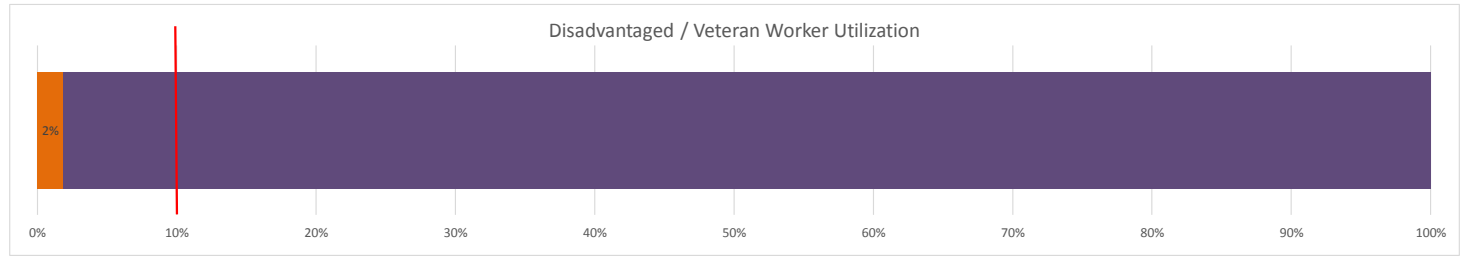
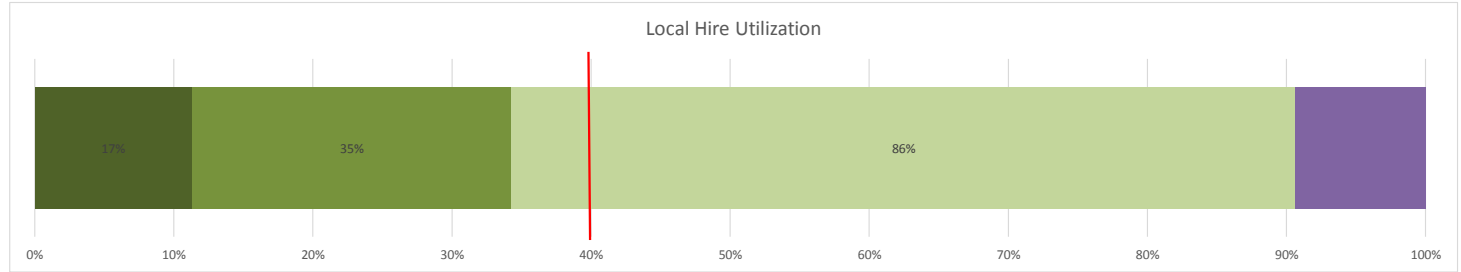
Contractors who are working toward and exceeding the **PLA Disadvantaged/Veteran goal of 10%**:
(percentages reflect workers who are verified as Disadvantaged or Veteran for the hours performed by each contractor)

- World Wide Construction: 8%
- O’Keeffe Construction: 4%

We look forward to working with World Wide Construction toward the achievement of the City of Long Beach's PLA Local Hire and Disadvantaged/Veteran goal.

Local Hire / Disadvantaged / Veteran Worker Utilization Report

Project: City of Long Beach - Fire Stations Workforce Privacy
Prime: World Wide Construction



	LONG BEACH RESIDENT (1st Tier)			GATEWAY CITIES RESIDENT (2nd Tier)			LA/OC RESIDENT (3rd Tier) - includes Long Beach & Gateway Zip Codes			DISADVANTAGED / VETERAN			TOTAL	
	# Long Beach Worker	% Hours Long Beach Residents	Hours Long Beach	# Gateway Cities Worker	% Hours Gateway Residents	Hours Gateway Cities	# LA/OC Workers	% Hours LA/OC Residents	Hours LA/OC	# Disadvantaged / Veteran Workers	% Hours Disadvantaged / Veteran	Hours Disadvantaged / Veteran	All Workers	Total Project Hours
Project Total	20	17%	1,285	32	35%	2,622	97	86%	6,419	3	2%	139	117	7,486
World Wide Construction	0	0%	0	3	40%	220	8	100%	546	1	8%	45	8	546
DC Acoustics	0	0%	0	0	0%	0	1	50%	8	0	0%	0	2	16
Farrells Plumbing	2	72%	328	0	0%	0	4	94%	432	0	0%	0	5	458
In the Light (sub to Westnet)	0	0%	0	0	0%	0	0	0%	0	0	0%	0	2	108
Miller Electric	2	75%	448	1	3%	17	6	90%	537	0	0%	0	8	596
O'Keeffe Construction	11	10%	277	16	54%	1,444	43	99%	2,644	2	4%	94	47	2,676
Precision Demolition	4	19%	227	6	54%	643	15	100%	1,180	0	0%	0	15	1,180
Premier Tile	0	0%	0	5	20%	232	14	79%	921	0	0%	0	18	1,166
Westland Heating & Air Conditioning	1	1%	6	1	9%	67	6	20%	151	0	0%	0	12	741



Parsons Constructors Inc.

100 West Walnut Street • Pasadena, California 91124 • (626) 440-3000 • Fax: (626) 440-2516

Date: July 25, 2017

To: Heather Leiva
RJ Daum Construction, Inc.
hleiva@rjdaum.com

CC: Helen Monahan, RJ Daum Construction
Stephanie Gunawan-Piraner, LB Airport
Alfred Farag, Arcadis
Stephanie Eaves, City of Long Beach
Sandy Palmer, City of Long Beach
Stephan Lum, City of Long Beach
Dan Sloan, Parsons
Don Maurer, Parsons
Rasien Connelly, Parsons

From: Mandy Oelschlager, Parsons
Mandy.oelschlager@parsons.com

RE: Community Economic Development Efforts at the City of Long Beach

Project: Parking Improvements Lot A, Long Beach Airport

Prime Contractor: RJ Daum Construction, Inc.

Attachment: Local Hire & Disadvantaged/Veteran Worker Report

In working toward meeting the City of Long Beach's PLA goals on the Parking Improvements Lot A, Long Beach Airport Project, we are providing you with an update of the current percentages achieved by RJ Daum Construction and its subcontractors.

We are highlighting those contractors who are exceeding the Local Hire and Disadvantaged/Veteran Goals and those who could use a boost in increasing their numbers. I've attached a summary report for your reference which includes all CPR data received through July 24, 2017.

Project overall Local Resident Goal (40% Goal):

- 1st Tier Zip Codes (Long Beach Zip Codes): Currently 4%
- 2nd Tier Zip Codes (Gateway Cities): Currently 23%
- 3rd Tier Zip Codes (Los Angeles & Orange County – includes Long Beach & Gateway Cities Zip Codes): Currently 70%

Contractors who have submitted CPRs that are currently *exceeding* the City of Long Beach PLA Local Hire Goal of 40% are as follows:

Contractor	1 st Tier Zip Codes	2 nd Tier Zip Codes	3 rd Tier Zip Codes
RJ Daum Construction	4%	13%	66%
Bill Carr Survey	33%	0%	100%
Caston	0%	21%	51%
Cowelco Steel Structures	9%	37%	69%
Dittemore Insulation	0%	0%	100%
Diversified Contractors	0%	65%	92%
Kone Elevators	0%	0%	50%
Mike Zarp	0%	10%	100%
Pacifica Electrical Contractors	0%	13%	79%



RE:	Community Economic Development Efforts through July 24, 2017
Project:	Parking Improvements Lot A, Long Beach Airport
Prime Contractor:	RJ Daum Construction

Contractor	1st Tier Zip Codes	2nd Tier Zip Codes	3rd Tier Zip Codes
Pacific Waterproofing	0%	66%	100%
Phoenix Landscape	0%	0%	50%
Smith Emery	23%	0%	100%
Suttles Plumbing	0%	0%	57%
Vertical Access	17%	0%	100%
Western Paving	0%	0%	100%

Contractors have submitted Certified Payroll Reports and who are **below 40%** of the PLA Local Hire (Los Angeles & Orange County) Goal:

Contractor	1st Tier Zip Codes	2nd Tier Zip Codes	3rd Tier Zip Codes
ABC Resources	10%	21%	38%
Quality Reinforcing	0%	0%	18%

Disadvantaged/Veteran workers (10% Goal): **Currently 6%**

Total Project Hours: 7,248

Total Disadvantaged/Veteran Hours: 415

Contractors who are working toward and exceeding the **PLA Disadvantaged/Veteran goal of 10%:** *(percentages reflect workers who are verified as Disadvantaged or Veteran for the hours performed by each contractor)*

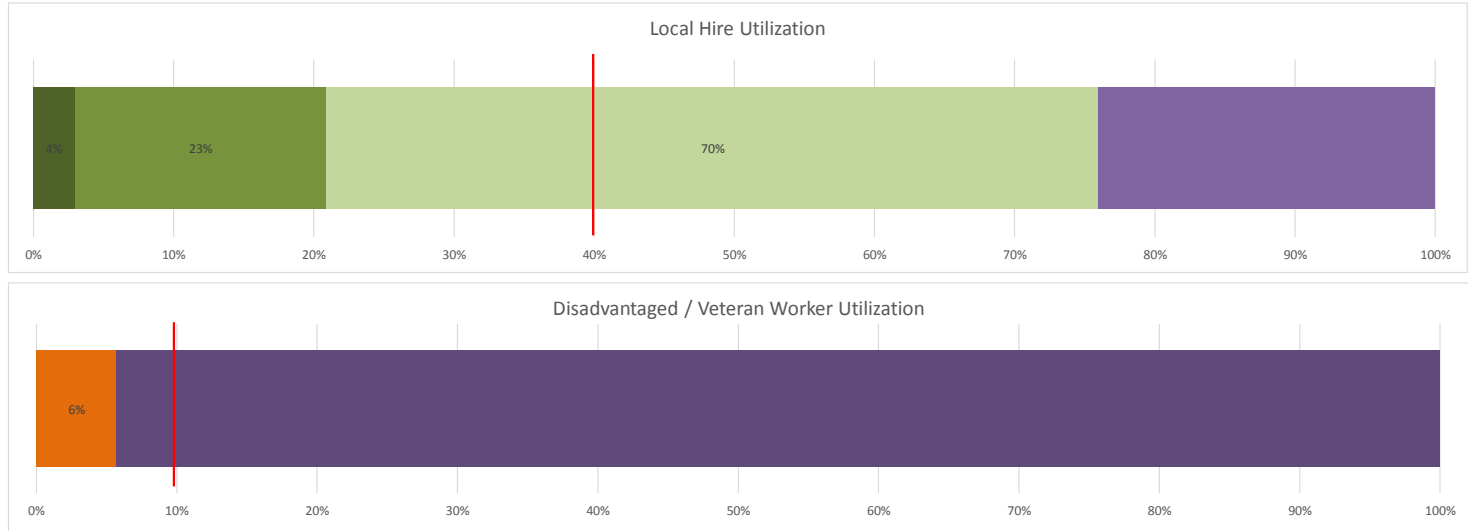
- RJ Daum Construction: 11%
- Bill Carr Survey: 17%
- Cowelco Steel: 6%

The remaining contractors working on this project have 0% verified worker hours that count toward the 10% PLA Disadvantaged / Veteran goal *(percentages reflect workers who are verified as Disadvantaged by Pacific Gateway Workforce Investment Network and Veterans verified by Parsons).*

We look forward to working with RJ Daum Construction toward the achievement of the City of Long Beach's PLA Local Hire and Disadvantaged/Veteran goal.

Local Hire / Disadvantaged / Veteran Worker Utilization Report

Project: City of Long Beach - Parking Improvements to Lot A, Long Beach Airport
Prime: RJ Daum Construction, Inc.



	LONG BEACH RESIDENT (1st Tier)			GATEWAY CITIES RESIDENT (2nd Tier)			LA/OC RESIDENT (3rd Tier) - includes Long Beach & Gateway Zip Codes			DISADVANTAGED / VETERAN			TOTAL	
	# Long Beach Worker	% Hours Long Beach Residents	Hours Long Beach	# Gateway Cities Worker	% Hours Gateway Residents	Hours Gateway Cities	# LA/OC Workers	% Hours LA/OC Residents	Hours LA/OC	# Disadvantaged / Veteran Workers	% Hours Disadvantaged / Veteran	Hours Disadvantaged / Veteran	All Workers	Total Project Hours
Project Total	6	4%	271	22	23%	1645	89	70%	5049	5	6%	415	135	7248
RJ Daum Construction	1	4%	117	4	13%	416	13	66%	2046	3	11%	355	20	3116
ABC Resources	1	10%	16	1	21%	32	4	38%	60	0	0%	0	6	156
Bill Carr Survey	1	33%	8	0	0%	0	3	100%	24	1	17%	4	3	24
Caston	0	0%	0	4	21%	133	9	51%	321	0	0%	0	18	634
Cowelco Steel Structures	1	9%	90	4	37%	360	7	69%	672	1	6%	56	12	976
Dittemore Insulation Contractors	0	0%	0	0	0%	0	1	100%	2	0	0%	0	1	2
Diversified Contractors	0	0%	0	4	65%	589	10	92%	835	0	0%	0	13	911
Kone Elevators	0	0%	0	0	0%	0	1	50%	64	0	0%	0	2	128
Mike Zarp	0	0%	0	1	10%	16	6	100%	159	0	0%	0	7	159
Pacific Waterproofing & Restoration	0	0%	0	2	66%	21	3	100%	32	0	0%	0	3	32
Pacifica Electrical Contractors	0	0%	0	2	13%	78	6	79%	468	0	0%	0	8	594
Phoenix Landscape	0	0%	0	0	0%	0	1	50%	16	0	0%	0	2	32
Quality Reinforcing	0	0%	0	0	0%	0	2	18%	9	0	0%	0	11	47
Smith Emery	1	23%	24	0	0%	0	6	100%	107	0	0%	0	7	107
Suttles Plumbing	0	0%	0	0	0%	0	7	57%	128	0	0%	0	11	224
Vertical Access	1	17%	16	0	0%	0	7	100%	92	0	0%	0	7	92
Western Paving	0	0%	0	0	0%	0	3	100%	16	0	0%	0	3	16



Parsons Constructors Inc.

100 West Walnut Street • Pasadena, California 91124 • (626) 440-3000 • Fax: (626) 440-2516

Date: July 25, 2017

To: Joe Schulte
Powell Constructors.
joes@powellconstructors.com

CC: Mike Powell, Powell Constructors
Brandon Hochhauser, Powell Constructors
Eric Lopez, City of Long Beach
Stephanie Eaves, City of Long Beach
Sandy Palmer, City of Long Beach
Ruben Tolentino, Psomas
Jorge Uberhuaga, Psomas
Dan Sloan, Parsons
Don Maurer, Parsons
Rasien Connelly, Parsons

From: Mandy Oelschlager, Parsons
Mandy.oelschlager@parsons.com

RE: Community Economic Development Efforts at the City of Long Beach
Project: Seaside Way Pedestrian Bridge
Prime Contractor: Powell Constructors
Attachment: Local Hire & Disadvantaged/Veteran Worker Report

In working toward meeting the City of Long Beach's PLA goals on the Seaside Way Pedestrian Bridge Project, we are providing you with an update of the current percentages achieved by Powell Constructors and its subcontractors.

We are highlighting those contractors who are exceeding the Local Hire and Disadvantaged/Veteran Goals and those who could use a boost in increasing their numbers. I've attached a summary report for your reference which includes all CPR data received through July 21, 2017.

This project is funded with Tidelands funds, therefore the COLB, PLA Article 3, Section 3.5(a)(1) is applicable. "Where Project Work is funded in full or in part by the State of California Tidelands funds, the term Local Resident, as used in this section shall mean an individual whose primary place of residence is within the Counties of Los Angeles or Orange".

Project overall Local Resident Goal (40% Goal):

- 3rd Tier Zip Codes (Los Angeles & Orange County – includes Long Beach & Gateway Cities Zip Codes): Currently 76%
- 1st Tier Zip Codes: (Long Beach Zip Codes): 13% (For information purposes only)
- 2nd Tier Zip Codes (Gateway Cities): Currently 26% (For information purposes only)

Contractors who have submitted CPRs that are currently *exceeding* the City of Long Beach PLA Local Hire Goal of 40%:

Contractor	1 st Tier Zip Codes	2 nd Tier Zip Codes	3 rd Tier Zip Codes
Powell Constructors	18%	24%	76%
Conco Pumping	0%	0%	100%
Dywidag	12%	9%	59%
Eleanor Belco	0%	40%	58%
Gerdau	0%	23%	88%
Hayward Baker	15%	30%	82%
Penhall	0%	0%	100%



RE:	Community Economic Development Efforts through July 21, 2017
Project:	Seaside Way Pedestrian Bridge
Prime Contractor:	Powell Constructors

Contractor	1st Tier Zip Codes	2nd Tier Zip Codes	3 rd Tier Zip Codes
S Merli	0%	12%	100%
Sierra Landscape	0%	13%	100%

Contractors who are **below 40%** of the PLA Local Hire (Los Angeles & Orange County) Goal of 40%:

Contractor	1 st Tier Zip Codes	2 nd Tier Zip Codes	3 rd Tier Zip Codes
WMB & Associates	0%	0%	35%

Disadvantaged/Veteran workers (10% Goal): **Currently 8%**

Total Project Hours: 38,992

Total Current Disadvantaged/Veteran Hours: 3,125

Contractors who are working toward and exceeding the **PLA Disadvantaged/Veteran goal of 10%**: *(percentages reflect workers who are verified as Disadvantaged or Veteran for the hours performed by each contractor)*

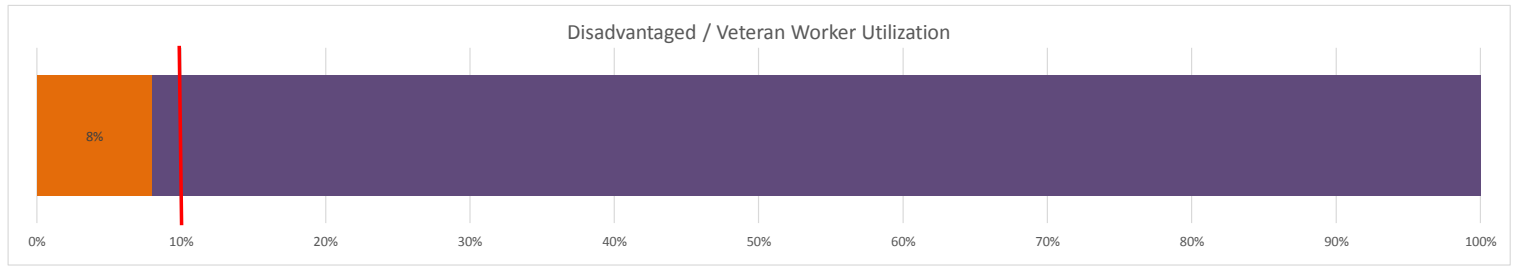
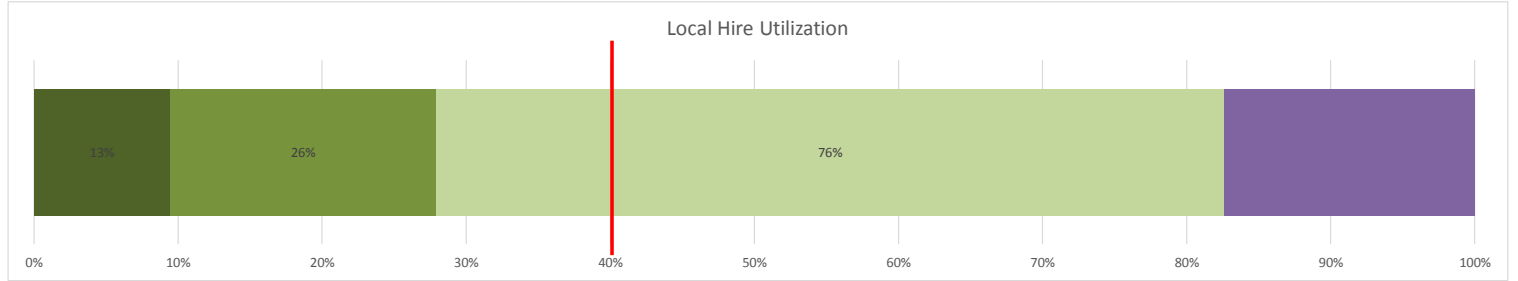
- Powell Constructors: 7%
- Eleanor Belco: 13%
- Gerdau: 10%
- S Merli: 31%

The remaining contractors working on this project have 0% verified worker hours that count toward the 10% PLA Disadvantaged / Veteran goal *(percentages reflect workers who are verified as Disadvantaged by Pacific Gateway Workforce Investment Network and Veterans verified by Parsons).*

We look forward to working with Powell Constructors toward the achievement of the City of Long Beach's PLA Local Hire and Disadvantaged/Veteran goal.

Local Hire / Disadvantaged / Veteran Worker Utilization Report

Project: City of Long Beach - Seaside Way Pedestrian Bridge
Prime: Powell Constructors



	LONG BEACH RESIDENT (1st Tier)			GATEWAY CITIES RESIDENT (2nd Tier)			LA/OC RESIDENT (3rd Tier) - includes Long Beach & Gateway Zip Codes*			DISADVANTAGED / VETERAN			TOTAL	
	# Long Beach Worker	% Hours Long Beach Residents	Hours Long Beach	# Gateway Cities Worker	% Hours Gateway Residents	Hours Gateway Cities	# LA/OC Workers	% Hours LA/OC Residents	Hours LA/OC	# Disadvantaged / Veteran Workers	% Hours Disadvantaged / Veteran	Hours Disadvantaged / Veteran	All Workers	Total Project Hours
Project Total	12	13%	5,111	35	26%	9,982	132	76%	29,586	6	8%	3125	173	38,992
Powell Constructors	9	18%	4,927	20	24%	6,676	57	76%	20,899	3	7%	2044	77	27,492
Conco Pumping	0	0%	0	0	0%	0	8	100%	91	0	0%	0	8	91
Dywidag	2	12%	34	2	9%	25	8	59%	165	0	0%	0	12	278
E Belco	0	0%	0	3	40%	1,830	9	58%	2,682	1	13%	602	12	4,605
Gerdau	0	0%	0	5	23%	1,028	23	88%	3,960	1	10%	436	28	4,505
Hayward Baker	1	15%	151	2	30%	303	7	82%	814	0	0%	0	12	994
Penhall	0	0%	0	0	0%	0	4	100%	22	0	0%	0	4	22
S Merli	0	0%	0	1	12%	16	6	100%	138	1	31%	43	6	138
Sierra Landscape	0	0%	0	2	13%	104	9	100%	789	0	0%	0	9	789
WMB & Associates	0	0%	0	0	0%	0	1	35%	28	0	0%	0	5	80

*City of Long Beach, Project Labor Agreement Article 3, Section 3.5 (a)(1) "Where Project Work is funded in full or in part by State of California Tideland funds, the term Local Resident, as used in this section shall mean an individual whose primary place of residence is within the Counties of Los Angeles or Orange"

**City of Long Beach, Project Labor Agreement Article 3, Section 3.14 Out of State Workers "In determining compliance with the targeted hiring goals of Section 3.5 above, hours of Project Work performed by residents of states other than California shall be excluded from the calculation."



Parsons Constructors Inc.

100 West Walnut Street • Pasadena, California 91124 • (626) 440-3000 • Fax: (626) 440-2516

Date: July 25, 2017

To: Christine Herrera, GB Cooke, Inc. CC: Brad Cooke, GB Cooke, Inc.
Christine@gbcookeinc.com George Cooke, GB Cooke, Inc.
Derry MacMahon, KOA Corp
From: Mandy Oelschlager, Parsons Anthony Arevalo, City of Long Beach
Mandy.oelschlager@parsons.com Stephanie Eaves, City of Long Beach
Sandy Palmer, City of Long Beach
Dan Sloan, Parsons
Don Maurer, Parsons
Rasien Connelly, Parsons

RE: Community Economic Development Efforts at the City of Long Beach
Project: Three Low Flow Diversion
Prime Contractor: GB Cooke, Inc.
Attachment: Local Hire & Disadvantaged/Veteran Worker Report

In working toward meeting the City of Long Beach's PLA goals on the Three Low Flow Diversion Project, we are providing you with an update of the current percentages achieved by GB Cooke and its subcontractors.

We are highlighting those contractors who are exceeding the Local Hire and Disadvantaged/Veteran Goals and those who could use a boost in increasing their numbers. I've attached a summary report for your reference which includes all CPR data received through July 24, 2017.

Project overall Local Resident Goal (40% Goal):

- 1st Tier Zip Codes (Long Beach Zip Codes): 12%
- 2nd Tier Zip Codes (Gateway Cities): Currently 7%
- 3rd Tier Zip Codes (Los Angeles & Orange County – includes Long Beach & Gateway Cities Zip Codes): Currently 37%

Contractors who have submitted CPRs that are currently *exceeding* the City of Long Beach PLA Local Hire Goal of 40% are as follows:

Contractor	1 st Tier Zip Codes	2 nd Tier Zip Codes	3 rd Tier Zip Codes
GB Cooke, Inc.	15%	5%	40%
CMB Construction	0%	40%	84%
Guida Surveying	0%	0%	86%
Leed Electric	29%	27%	61%
Marina Landscape	24%	0%	99%



RE:	Community Economic Development Efforts through July 24, 2017
Project:	Three Low Flow Diversion
Prime Contractor:	GB Cooke, Inc.

Contractors have submitted Certified Payroll Reports and who are **below 40%** of the PLA Local Hire (Los Angeles & Orange County) Goal:

Contractor	1st Tier Zip Codes	2nd Tier Zip Codes	3rd Tier Zip Codes
All American Asphalt	3%	1%	30%
California Boring	0%	24%	35%
De La Fuente Excavation	0%	0%	0%

Disadvantaged/Veteran workers (10% Goal): **Currently 5%**

Total Project Hours: 6,801

Total Disadvantaged/Veteran Hours: 325

Contractors who are working toward and exceeding the **PLA Disadvantaged/Veteran goal of 10%**: *(percentages reflect workers who are verified as Disadvantaged or Veteran for the hours performed by each contractor)*

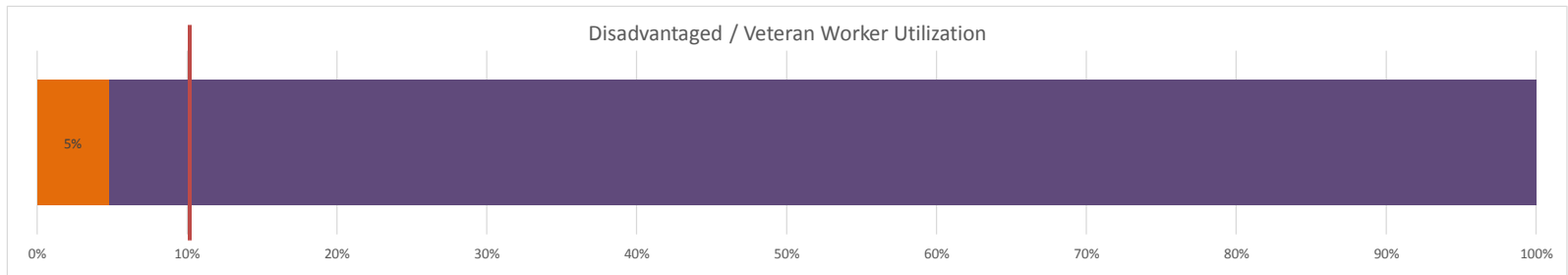
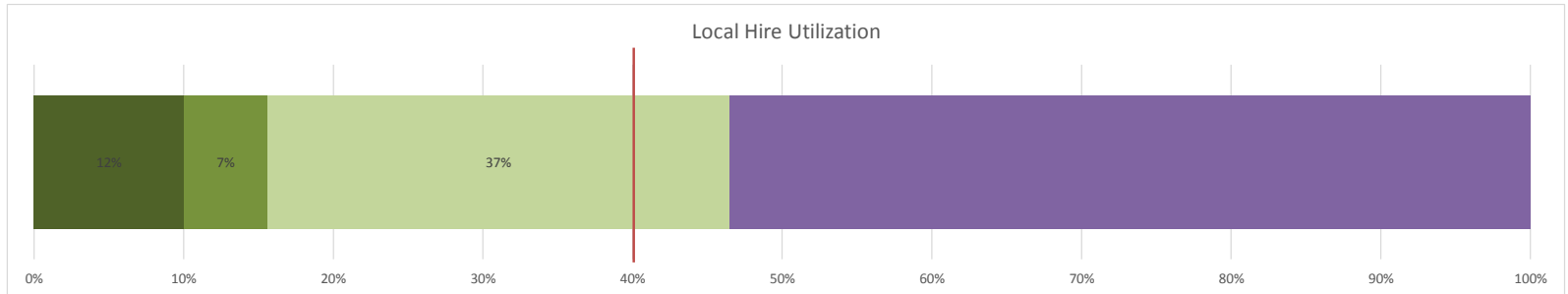
- GB Cooke: 5%
- Leed Electric: 19%

The remaining contractors working on this project have 0% verified worker hours that count toward the 10% PLA Disadvantaged / Veteran goal *(percentages reflect workers who are verified as Disadvantaged by Pacific Gateway Workforce Investment Network and Veterans verified by Parsons).*

We look forward to working with GB Cooke, Inc. toward the achievement of the City of Long Beach's PLA Local Hire and Disadvantaged/Veteran goal.

Local Hire / Disadvantaged / Veteran Worker Utilization Report

Project: City of Long Beach - Three Low Flow Diversion
 Prime: GB Cooke, Inc.



	LONG BEACH RESIDENT (1st Tier)			GATEWAY CITIES RESIDENT (2nd Tier)			LA/OC RESIDENT (3rd Tier) - includes Long Beach & Gateway Zip Codes			DISADVANTAGED / VETERAN			TOTAL	
	# Long Beach Worker	% Hours Long Beach Residents	Hours Long Beach	# Gateway Cities Worker	% Hours Gateway Residents	Hours Gateway Cities	# LA/OC Workers	% Hours LA/OC Residents	Hours LA/OC	# Disadvantaged / Veteran Workers	% Hours Disadvantaged / Veteran	Hours Disadvantaged / Veteran	All Workers	Total Project Hours
Project Total	9	12%	808	8	7%	449	56	37%	2488	4	5%	325	102	6801
GB Cooke	3	15%	516	2	5%	166	10	40%	1431	1	5%	184	15	3541
All American Asphlat	1	3%	10	1	1%	2	16	30%	101	0	0%	0	45	336
California Boring	0	0%	0	1	24%	23	2	35%	33	0	0%	0	6	96
CMB Construction	0	0%	0	1	40%	61	2	84%	130	0	0%	0	5	154
Guida Surveying	0	0%	0	0	0%	0	4	86%	59	0	0%	0	5	69
Leed Electric	2	29%	212	3	27%	197	6	61%	449	3	19%	141	7	740
De La Fuente Excavation	0	0%	0	0	0%	0	0	0%	0	0	0%	0	2	1576
Marina Landscape, Inc.	3	24%	70	0	0%	0	16	99%	286	0	0%	0	17	290