



Parsons Constructors Inc.

100 West Walnut Street • Pasadena, California 91124 • (626) 440-3000 • Fax: (626) 440-2516

Date: May 25, 2016

To: Rhonda Puckett, ECG
Rhonda@ecg.com

From: Rasien Ibanez, Parsons
Rasien.ibanez@parsons.com

CC: Chad Castro, ECG
Christopher Juse, ECG
Jason MacDonald, City of Long Beach
Stephanie Eaves, City of Long Beach
Dan Sloan, Parsons
Don Maurer, Parsons

RE: Community Economic Development Efforts at the City of Long Beach
 Project: Courthouse Demolition Project
 Prime Contractor: Environmental Construction Group, Inc.

Attachment: Local Hire & Disadvantaged/Veteran Worker Report

In working toward meeting the City of Long Beach's PLA goals on the Courthouse Demolition Project, we are providing you with an update of the current percentages achieved by Environmental Construction Group and its subcontractors.

We are highlighting those contractors who are exceeding the Local Hire and Disadvantaged/Veteran Goals and those who could use a boost in increasing their numbers. I've attached a summary report for your reference which includes all CPR data received through May 24, 2016.

Project overall Local Resident Goal (40% Goal):

- 1st Tier Zip Codes (Long Beach Zip Codes): 15.87%
- 2nd Tier Zip Codes (Gateway Cities): Currently 34.47%
- 3rd Tier Zip Codes (Los Angeles & Orange County – includes Long Beach & Gateway Cities Zip Codes): Currently 93.89%

Disadvantaged/Veteran workers (10% Goal): Currently 21.02%

Contractors currently *exceeding* the City of Long Beach PLA Local Hire Goal of 40%:

Contractor	1 st Tier Zip Codes	2 nd Tier Zip Codes	3 rd Tier Zip Codes
Environmental Construction Group	11.64%	38.74%	97.57%
Ace Fence	19.77%	17.64%	100.00%
All Area Plumbing	36.36%	0.00%	100.00%
Anderson & Howard Electrical	54.55%	35.89%	100.00%
California Crane & Rigging	0.00%	0.00%	100.00%
Ferma Corporation	47.57%	14.54%	70.20%
Mr. Crane	0.00%	5.44%	68.39%
Ocean Blue Environmental	53.64%	0.00%	100.00%
Unlimited Environmental, Inc.	9.21%	31.77%	94.67%
Vertical Access	63.33%	0.00%	90.00%

There are currently no contractors who are below 40% of the PLA Local Hire Goal.



RE:	Community Economic Development Efforts through May 24, 2016
Project:	Courthouse Demolition Project
Prime Contractor:	Environmental Construction Group, Inc.

Contractors who are working toward and exceeding the **PLA Disadvantaged/Veteran goal of 10%**:
(percentages reflect workers who are verified as Disadvantaged by Pacific Gateway Workforce Investment Network and Veterans verified by Parsons)

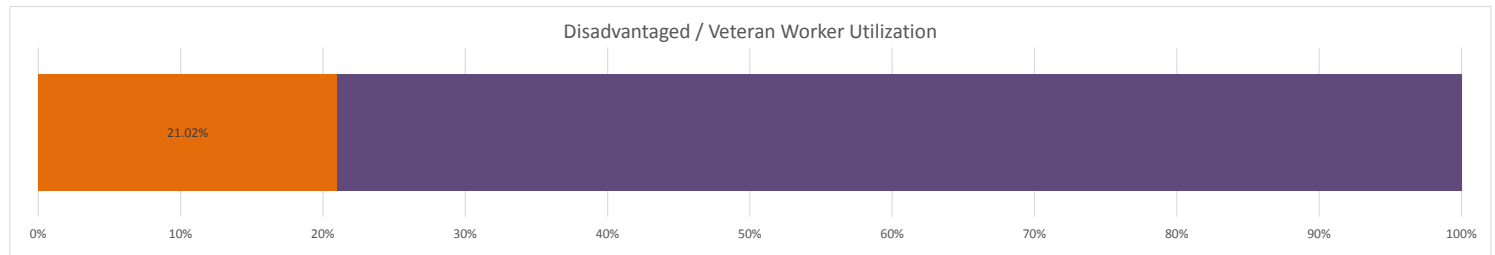
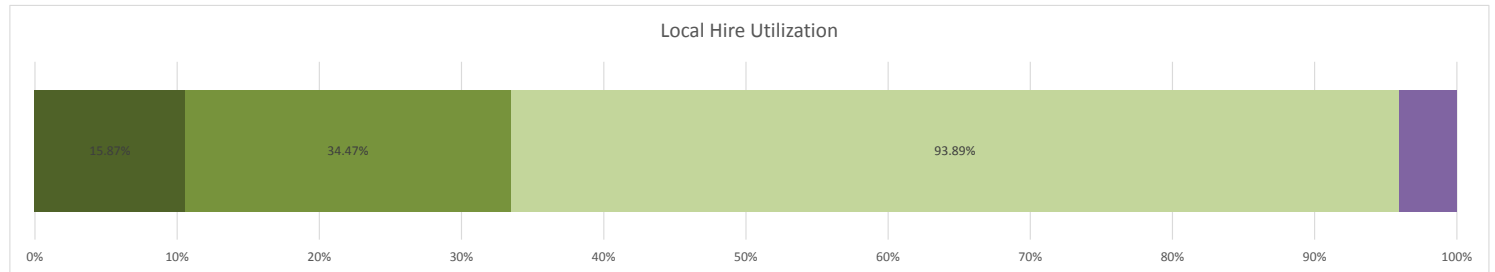
- Environmental Construction Group: 17.59%
- All Area Plumbing: 54.55%
- Ferma Corporation: 11.40%
- Unlimited Environmental: 49.11%
- Vertical Access: 26.67%

The remaining contractors working on this project have 0% verified worker hours that count toward the 10% PLA Disadvantaged / Veteran goal.

Thank you for your continued effort in working toward the achievement of the City of Long Beach's PLA Local Hire and Disadvantaged/Veteran goal.

Local Hire / Disadvantaged / Veteran Worker Utilization Report MAY 2016

Project: City of Long Beach - Courthouse Demolition
Prime: Environmental Construction Group



	LONG BEACH RESIDENT (1st Tier)			GATEWAY CITIES RESIDENT (2nd Tier)			LA/OC RESIDENT (3rd Tier) - includes Long Beach & Gateway Zip Codes			DISADVANTAGED / VETERAN			TOTAL	
	# Long Beach Worker	% Hours Long Beach Residents	Hours Long Beach	# Gateway Cities Worker	% Hours Gateway Residents	Hours Gateway Cities	# LA/OC Workers	% Hours LA/OC Residents	Hours LA/OC	# Disadvantaged / Veteran Workers	% Hours Disadvantaged / Veteran	Hours Disadvantaged / Veteran	All Workers	Total Project Hours
Project Total	37	15.87%	7,166.25	61	34.47%	15,565.50	190	93.89%	42,396.50	54	21.02%	9,491.50	216	45,156.74
Environmental Construction Group	13	11.64%	3805.00	37	38.74%	12668.00	101	97.57%	31907.00	34	17.59%	5752.00	112	32701.74
Ace Fence	1	19.77%	48.25	4	17.62%	43.00	16	100.00%	244.00	0	0.00%	0.00	16	244.00
All Area Plumbing	1	36.36%	16.00	0	0.00%	0.00	3	100.00%	44.00	2	54.55%	24.00	3	44.00
Anderson & Howard Electrical	2	54.55%	114.00	1	35.89%	75.00	5	100.00%	209.00	0	0.00%	0.00	5	209.00
California Crane & Rigging	0	0.00%	0.00	2	0.00%	0.00	2	100.00%	17.00	0	0.00%	0.00	2	17.00
Ferma Corporation	12	47.57%	2493.00	4	14.54%	762.00	18	70.20%	3679.00	3	11.40%	597.50	25	5240.50
Mr. Crane	0	0.00%	0.00	1	5.44%	10.50	6	68.39%	132.00	0	0.00%	0.00	12	193.00
Ocean Blue Environmental	3	53.64%	70.00	1	0.00%	0.00	5	100.00%	130.50	0	0.00%	0.00	5	130.50
Unlimited Environmental, Inc.	3	9.21%	582.00	11	31.77%	2007.00	31	94.67%	5980.00	14	49.11%	3102.00	32	6317.00
Vertical Access	2	63.33%	38	0	0.00%	0	3	90.00%	54	1	26.67%	16	4	60



Parsons Constructors Inc.

100 West Walnut Street • Pasadena, California 91124 • (626) 440-3000 • Fax: (626) 440-2516

Date: May 25, 2016

To: Joe Schulte
Powell Constructors.
joes@powellconstructors.com

CC: Mike Powell, Powell Constructors
Brandon Hochhauser, Powell Constructors
Eric Lopez, City of Long Beach
Stephanie Eaves, City of Long Beach
Jason MacDonald, City of Long Beach
Ruben Tolentino, Psomas
Jorge Uberhuaga, Psomas
Dan Sloan, Parsons
Don Maurer, Parsons

From: Rasien Ibanez, Parsons
Rasien.ibanez@parsons.com

RE: Community Economic Development Efforts at the City of Long Beach
 Project: Seaside Way Pedestrian Bridge
 Prime Contractor: Powell Constructors

Attachment: Local Hire & Disadvantaged/Veteran Worker Report

In working toward meeting the City of Long Beach's PLA goals on the Seaside Way Pedestrian Bridge Project, we are providing you with an update of the current percentages achieved by Powell Constructors and its subcontractors.

We are highlighting those contractors who are exceeding the Local Hire and Disadvantaged/Veteran Goals and those who could use a boost in increasing their numbers. I've attached a summary report for your reference which includes all CPR data received through May 25, 2016.

This project is funded with Tidelands funds, therefore the COLB, PLA Article 3, Section 3.5(a)(1) is applicable. "Where Project Work is funded in full or in part by the State of California Tidelands funds, the term Local Resident, as used in this section shall mean an individual whose primary place of residence is within the Counties of Los Angeles or Orange".

Project overall Local Resident Goal (40% Goal):

- 3rd Tier Zip Codes (Los Angeles & Orange County – includes Long Beach & Gateway Cities Zip Codes): Currently 80.80%
- 1st Tier Zip Codes: (Long Beach Zip Codes): 14.47% (For information purposes only)
- 2nd Tier Zip Codes (Gateway Cities): Currently 2.29% (For information purposes only)

Contractors who have submitted CPRs that are currently *exceeding* the City of Long Beach PLA Local Hire Goal of 40%:

Contractor	1st Tier Zip Codes	2nd Tier Zip Codes	3rd Tier Zip Codes
Powell Constructors	33.33%	33.33%	66.67%
Hayward Baker	13.08%	0.00%	81.85%



RE: Community Economic Development Efforts through May 25, 2016

Project: Seaside Way Pedestrian Bridge
Prime Contractor: Powell Constructors

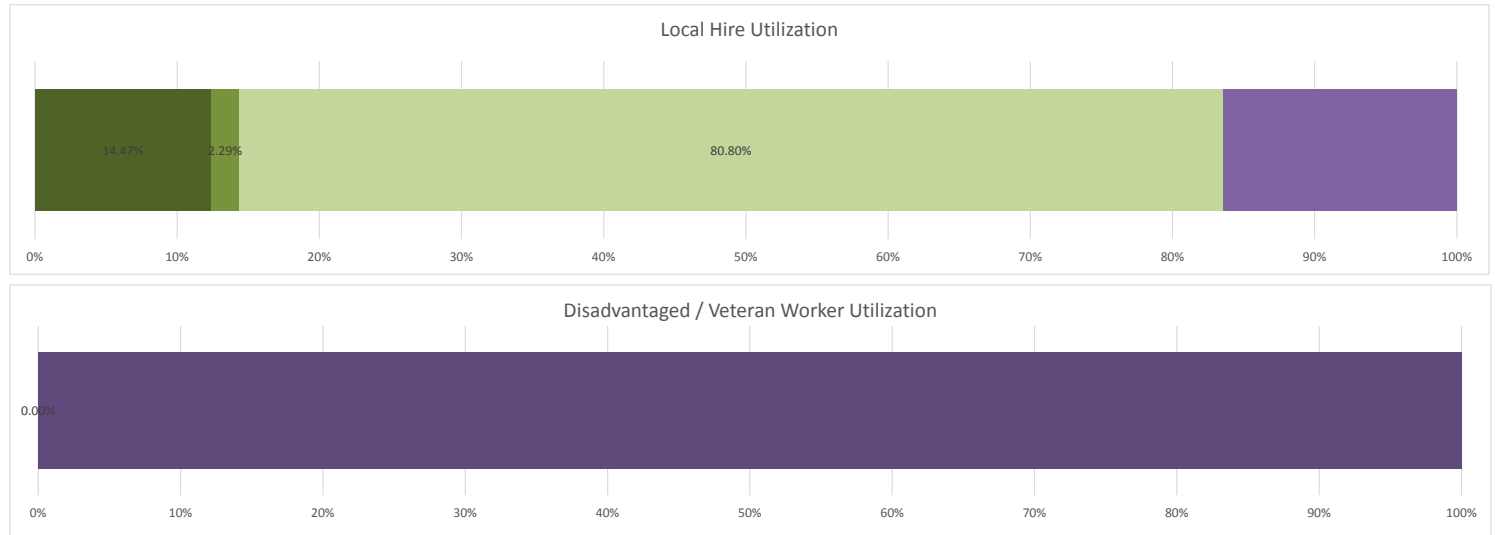
Disadvantaged/Veteran workers (10% Goal): **Currently 0.00%**

All contractors working on this project have 0% verified worker hours that count toward the 10% PLA Disadvantaged / Veteran goal (*percentages reflect workers who are verified as Disadvantaged by Pacific Gateway Workforce Investment Network and Veterans verified by Parsons*).

We look forward to working with World Wide Construction toward the achievement of the City of Long Beach's PLA Local Hire and Disadvantaged/Veteran goal.

Local Hire / Disadvantaged / Veteran Worker Utilization Report MAY 2016

Project: City of Long Beach - Seaside Way Pedestrian Bridge
Prime: Powell Constructors



	LONG BEACH RESIDENT (1st Tier)			GATEWAY CITIES RESIDENT (2nd Tier)			LA/OC RESIDENT (3rd Tier) - includes Long Beach & Gateway Zip Codes*			DISADVANTAGED / VETERAN			TOTAL	
	# Long Beach Worker	% Hours Long Beach Residents	Hours Long Beach	# Gateway Cities Worker	% Hours Gateway Residents	Hours Gateway Cities	# LA/OC Workers	% Hours LA/OC Residents	Hours LA/OC	# Disadvantaged / Veteran Workers	% Hours Disadvantaged / Veteran	Hours Disadvantaged / Veteran	All Workers	Total Project Hours
Project Total	2	14.47%	50.50	3	2.29%	8.00	7	80.80%	282.00	0	0.00%	-	12	349.00
Powell Constructors	1	33.33%	8.00	1	33.33%	8.00	2	66.67%	16.00	0	0.00%	0.00	3	24.00
Hayward Baker	1	13.08%	42.50	2	0.00%	0.00	5	81.85%	266.00	0	0.00%	0.00	9	325.00

*City of Long Beach, Project Labor Agreement Article 3, Section 3.5 (a)(1) "Where Project Work is funded in full or in part by State of California Tideland funds, the term Local Resident, as used in this section shall mean an individual whose primary place of residence is within the Counties of Los Angeles or Orange"

**City of Long Beach, Project Labor Agreement Article 3, Section 3.14 Out of State Workers "In determining compliance with the targeted hiring goals of Section 3.5 above, hours of Project Work performed by residents of states other than California shall be excluded from the calculation."