



Parsons Constructors Inc.

100 West Walnut Street • Pasadena, California 91124 • (626) 440-3000 • Fax: (626) 440-2516

Date: July 25, 2018

To: Zachary Chao
CW Crosser Construction, Inc.
zachary@cwcrosser.com

CC: Yu-Tien Chao, CW Crosser
Kevin Smith, Simplus Management
John Duong, Simplus Management
Stephanie Eaves, City of Long Beach
Sandy Palmer, City of Long Beach
Salvador Barajas, Pacific Gateway
Dan Sloan, Parsons
Don Maurer, Parsons
Rasien Connelly, Parsons

From: Mandy Oelschlager, Parsons
Mandy.oelschlager@parsons.com

RE: Community Economic Development Efforts at the City of Long Beach
Project: Deforest Wetlands Restoration Project
Prime Contractor: CW Crosser Construction, Inc.
Attachment: Local Hire & Disadvantaged/Veteran Worker Report

In working toward meeting the City of Long Beach's PLA goals on the Deforest Wetlands Restoration Project, we are providing you with an update of the current percentages achieved by CW Crosser and its subcontractors.

We are highlighting those contractors who are exceeding the Local Hire and Disadvantaged/Veteran Goals and those who could use a boost in increasing their numbers. I've attached a summary report for your reference which includes all CPR data received through July 20, 2018.

Project overall Local Resident Goal (40% Goal):

- 1st Tier Zip Codes (Long Beach Zip Codes): 31%
- 2nd Tier Zip Codes (Gateway Cities): Currently 19%
- 3rd Tier Zip Codes (Los Angeles & Orange County – includes Long Beach & Gateway Cities Zip Codes): Currently 88%

Contractors who have submitted CPRs that are currently *exceeding* the City of Long Beach PLA Local Hire Goal of 40% are as follows:

Contractor	1 st Tier Zip Codes	2 nd Tier Zip Codes	3 rd Tier Zip Codes
CW Crosser	59%	17%	97%
Amezcuca Loader Service	0%	0%	100%
Barler Equipment	0%	0%	100%
Crown Fence	0%	67%	94%
EC Applications	0%	17%	67%
Hammer Down	43%	0%	100%
John S. Meek	12%	17%	81%
Marina Landscape	19%	20%	83%
Miller Equipment	0%	0%	94%
OFRS	53%	42%	100%



RE:	Community Economic Development Efforts through July 20, 2018
Project:	Deforest Wetlands Restoration
Prime Contractor:	CW Crosser

Contractor	1 st Tier Zip Codes	2 nd Tier Zip Codes	3 rd Tier Zip Codes
Power Plus	0%	21%	74%
RJ Noble	0%	7%	53%
Treesmith Enterprises	10%	2%	100%
United Fence Erectors	25%	0%	68%
US Demolition	0%	100%	100%
West Pacific Concrete	0%	55%	100%

Contractors have submitted Certified Payroll Reports and who are **below 40%** of the PLA Local Hire (Los Angeles & Orange County) Goal:

Contractor	1 st Tier Zip Codes	2 nd Tier Zip Codes	3 rd Tier Zip Codes
Addison Equipment Rental, Inc.	0%	0%	0%
Riley's Scraper Rental	0%	0%	0%
Sign Group Karman	0%	0%	0%
Site Solution Services	0%	0%	10%

Disadvantaged/Veteran workers (10% Goal): **Currently 8%**

Total Project Hours: 31,801

Total Disadvantaged/Veteran Hours: 2,421

Contractors who are working toward and exceeding the **PLA Disadvantaged/Veteran goal of 10%:** *(percentages reflect workers who are verified as Disadvantaged or Veteran for the hours performed by each contractor)*

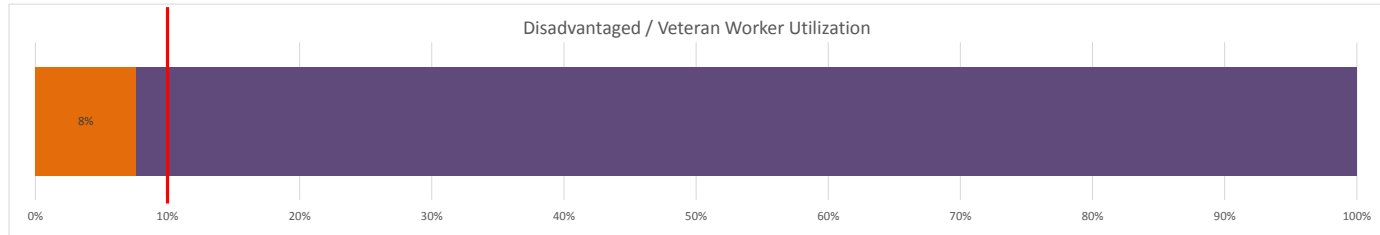
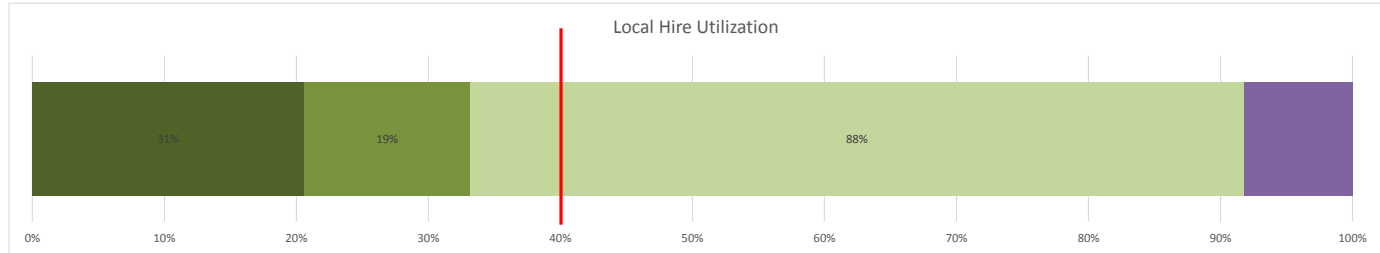
- CW Crosser: 16%
- Hammer Down: 44%
- John S. Meek: 14%
- OFRS: 10%

The remaining contractors working on this project have 0% verified worker hours that count toward the 10% PLA Disadvantaged / Veteran goal *(percentages reflect workers who are verified as Disadvantaged by Pacific Gateway Workforce Investment Network and Veterans verified by Parsons).*

We look forward to working with CW Crosser Construction, Inc. toward the achievement of the City of Long Beach's PLA Local Hire and Disadvantaged/Veteran goal.

Local Hire / Disadvantaged / Veteran Worker Utilization Report

Project: City of Long Beach - Deforest Wetlands Project
 Prime: CW Crosser Construction, Inc.



	LONG BEACH RESIDENT (1st Tier)			GATEWAY CITIES RESIDENT (2nd Tier)			LA/OC RESIDENT (3rd Tier) - includes Long Beach & Gateway Zip Codes			DISADVANTAGED / VETERAN			TOTAL	
	# Long Beach Worker	% Hours Long Beach Residents	Hours Long Beach	# Gateway Cities Worker	% Hours Gateway Residents	Hours Gateway Cities	# LA/OC Workers	% Hours LA/OC Residents	Hours LA/OC	# Disadvantaged / Veteran Workers	% Hours Disadvantaged / Veteran	Hours Disadvantaged / Veteran	All Workers	Total Project Hours
Project Total	63	31%	9,815	30	19%	5,957	218	88%	27,887	13	8%	2,421	274	31,801
CW Crosser	36	59%	6,153	5	17%	1,789	56	97%	10,085	8	16%	1,627	62	10,371
Addison Equipment Rental	0	0%	0	0	0%	0	0	0%	0	0	0%	0	3	144
Amezcuca Loader Service	0	0%	0	0	0%	0	1	100%	83	0	0%	0	1	83
Barler Equipment	0	0%	0	0	0%	0	2	100%	369	0	0%	0	2	369
Crown Fence Company	0	0%	0	3	67%	220	12	94%	309	0	0%	0	15	328
EC Applications	0	0%	0	1	17%	17	4	67%	68	0	0%	0	6	102
Hammer Down	2	43%	32	0	0%	0	4	100%	75	1	44%	33	4	75
John S Meek	5	12%	507	3	17%	723	28	81%	3,342	3	14%	593	36	4,132
Marina Landscape	6	19%	2,082	7	20%	2,180	54	83%	8,895	0	0%	0	69	10,743
Miller Equipment	0	0%	0	0	0%	0	2	94%	693	0	0%	0	4	740
OFRS	10	53%	852	4	42%	688	16	100%	1,622	1	10%	168	16	1,622
Power Plus	0	0%	0	1	21%	8	6	74%	28	0	0%	0	8	38
Rileys Scraper Rental	0	0%	0	0	0%	0	0	0%	0	0	0%	0	2	114
RJ Noble	0	0%	0	2	7%	13	10	53%	96	0	0%	0	19	181
Sign Group Karman	0	0%	0	0	0%	0	0	0%	0	0	0%	0	1	69
Site Solution Services	0	0%	0	0	0%	0	2	10%	53	0	0%	0	4	502
Treesmith Enterprises	2	10%	174	1	2%	40	14	100%	1,728	0	0%	0	14	1,728
United Fence Erectors	2	25%	16	0	0%	0	3	68%	43	0	0%	0	4	63
US Demolition	0	0%	0	1	100%	136	1	100%	136	0	0%	0	1	136
West Pacific Concrete	0	0%	0	2	55%	145	3	100%	265	0	0%	0	3	265



Parsons Constructors Inc.

100 West Walnut Street • Pasadena, California 91124 • (626) 440-3000 • Fax: (626) 440-2516

Date: July 25, 2018

To: Rafi El Hage
USS Cal Builders, Inc.
Rafi.elhage@usscalbuilders.com

CC: Robert Fiege, City of Long Beach
Stephanie Eaves, City of Long Beach
Sandy Palmer, City of Long Beach
Dan Sloan, Parsons
Don Maurer, Parsons
Dan Sloan, Parsons
Rasien Connelly, Parsons

From: Mandy Oelschlager, Parsons
Mandy.oelschlager@parsons.com

RE: Community Economic Development Efforts at the City of Long Beach

Project: Houghton Park Community Center (R-7113)

Prime Contractor: USS Cal Builders, Inc.

Attachment: Local Hire & Disadvantaged/Veteran Worker Report

In working toward meeting the City of Long Beach's PLA goals on the Houghton Park Community Center project, we are providing you with an update of the current percentages achieved by USS Cal Builders, Inc. and its subcontractors.

We are highlighting those contractors who are exceeding the Local Hire and Disadvantaged/Veteran Goals and those who could use a boost in increasing their numbers. I've attached a summary report for your reference which includes all CPR data received through July 20, 2018.

Project overall Local Resident Goal (40% Goal):

- 1st Tier Zip Codes (Long Beach Zip Codes): Currently 8%
- 2nd Tier Zip Codes (Gateway Cities): Currently 18%
- 3rd Tier Zip Codes (Los Angeles & Orange County – includes Long Beach & Gateway Cities Zip Codes): Currently 59%

Contractors who have submitted CPRs that are currently *exceeding* the City of Long Beach PLA Local Hire Goal of 40% are as follows:

Contractor	1 st Tier Zip Codes	2 nd Tier Zip Codes	3 rd Tier Zip Codes
USS Cal Builders	0%	21%	60%
Eco Bay	50%	25%	100%
So Cal Industries	69%	0%	100%
SR Bray dba Power Plua	0%	0%	100%
Stanton Utilities	0%	0%	100%



RE:	Community Economic Development Efforts through July 20, 2018
Project:	Houghton Park Community Center
Prime Contractor:	USS Cal Builders, Inc.

Contractors have submitted Certified Payroll Reports and who are **below 40%** of the PLA Local Hire (Los Angeles & Orange County) Goal:

Contractor	1st Tier Zip Codes	2nd Tier Zip Codes	3rd Tier Zip Codes
Adkan	0%	7%	38%
Post Earthworks	0%	20%	20%

Disadvantaged/Veteran workers (10% Goal): **Currently 4%**

Total Project Hours: 666

Total Disadvantaged/Veteran Hours: 24

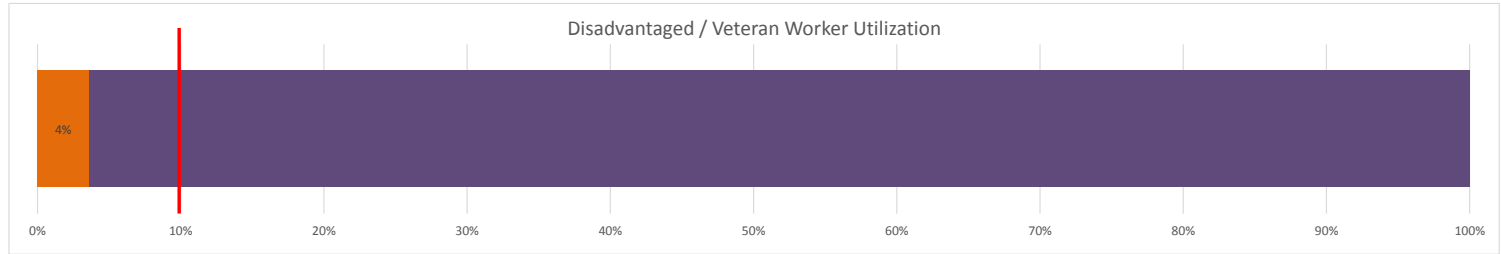
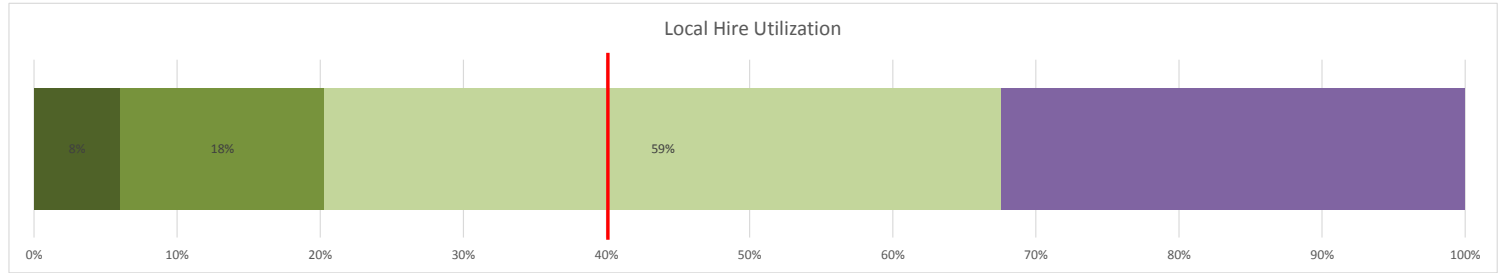
Contractors who are working toward and exceeding the **PLA Disadvantaged/Veteran goal of 10%**: *(percentages reflect workers who are verified as Disadvantaged or Veteran for the hours performed by each contractor)*

- Post Earthworks: 20%

The remaining contractors working on this project have 0% verified worker hours that count toward the 10% PLA Disadvantaged / Veteran goal *(percentages reflect workers who are verified as Disadvantaged by Pacific Gateway Workforce Investment Network and Veterans verified by Parsons).*

We look forward to working with USS Cal Builders, Inc. toward the achievement of the City of Long Beach's PLA Local Hire and Disadvantaged/Veteran goal.

Project: City of Long Beach - Houghton Park Community Center
 Prime: USS Cal Builders



	LONG BEACH RESIDENT (1st Tier)			GATEWAY CITIES RESIDENT (2nd Tier)			LA/OC RESIDENT (3rd Tier) - includes Long Beach & Gateway Zip Codes			DISADVANTAGED / VETERAN			TOTAL	
	# Long Beach Worker	% Hours Long Beach Residents	Hours Long Beach	# Gateway Cities Worker	% Hours Gateway Residents	Hours Gateway Cities	# LA/OC Workers	% Hours LA/OC Residents	Hours LA/OC	# Disadvantaged / Veteran Workers	% Hours Disadvantaged / Veteran	Hours Disadvantaged / Veteran	All Workers	Total Project Hours
Project Total	6	8%	51	3	18%	119.00	20	59%	395	1	4%	24	32	666
USS Cal Builders	0	0%	0	1	21%	79	4	60%	225	0	0%	0	8	372
Adkan	0	0%	0	0	0%	0	2	38%	16	0	0%	0	6	42
Eco	2	50%	32	1	25%	16	4	100%	64	0	0%	0	4	64
Post Easrthworks	0	0%	0	1	20%	24	1	20%	24	1	20%	24	5	122
So Cal Industries	4	69%	18.5	0	0%	0	5	100%	27	0	0%	0	5	27
SR Bray dba Power Plus	0	0%	0	0	0%	0	2	100%	19	0	0%	0	2	19
Stanton Utilities	0	0%	0	0	0%	0	2	100%	20	0	0%	0	2	20



Parsons Constructors Inc.

100 West Walnut Street • Pasadena, California 91124 • (626) 440-3000 • Fax: (626) 440-2516

Date: July 25, 2018

To: Jeremiah Jilk
John S. Meek Company
jeremiah@johnsmEEK.com

CC: Linda Villanueva, John S. Meek
Michelle Baylor, Vanir Construction
Mouhsen Habib, City of Long Beach
Stephanie Eaves, City of Long Beach
Sandy Palmer, City of Long Beach
Dan Sloan, Parsons
Don Maurer, Parsons
Rasien Connelly, Parsons

From: Mandy Oelschlager, Parsons
Mandy.oelschlager@parsons.com

RE: Community Economic Development Efforts at the City of Long Beach
Project: Leeway Sailing Pier, Gondola Deck and Shed Structural Rebuild (R-7031)
Prime Contractor: John S. Meek Company, Inc.
Attachment: Local Hire & Disadvantaged/Veteran Worker Report

In working toward meeting the City of Long Beach's PLA goals on the Leeway Sailing Pier, Gondola Deck and Shed Structural Rebuild Project, we are providing you with an update of the current percentages achieved by John S. Meek Company, Inc. and its subcontractors.

We are highlighting those contractors who are exceeding the Local Hire and Disadvantaged/Veteran Goals and those who could use a boost in increasing their numbers. I've attached a summary report for your reference which includes all CPR data received through July 20, 2018.

This project is funded with Tidelands funds, therefore the COLB, PLA Article 3, Section 3.5(a)(1) is applicable. "Where Project Work is funded in full or in part by the State of California Tidelands funds, the term Local Resident, as used in this section shall mean an individual whose primary place of residence is within the Counties of Los Angeles or Orange".

Project overall Local Resident Goal (40% Goal):

- 3rd Tier Zip Codes (Los Angeles & Orange County – includes Long Beach & Gateway Cities Zip Codes): Currently 67%
- 1st Tier Zip Codes: (Long Beach Zip Codes): 16% (For information purposes only)
- 2nd Tier Zip Codes (Gateway Cities): Currently 16% (For information purposes only)

Contractors who have submitted CPRs that are currently *exceeding* the City of Long Beach PLA Local Hire Goal of 40%:

Contractor	1st Tier Zip Codes	2nd Tier Zip Codes	3rd Tier Zip Codes
John S. Meek Company	16%	17%	66%
Bill Carr Survey	0%	0%	85%
Cor-Ray Painting	0%	0%	68%
Faith Electric	12%	10%	43%
Hardwood Construction	0%	0%	46%
J & M Concrete Contractors	2%	8%	67%
Martin Brothers	11%	0%	100%



RE:	Community Economic Development Efforts through July 20, 2018
Project:	Leeway Sailing Pier, Gondola Deck and Shed Structural Rebuild
Prime Contractor:	John S. Meek Company, Inc.

Contractor	1 st Tier Zip Codes	2 nd Tier Zip Codes	3 rd Tier Zip Codes
Pastusak Plumbing	42%	40%	100%
R.R. Leonard	0%	0%	50%

Contractors have submitted Certified Payroll Reports and who are **below 40%** of the PLA Local Hire (Los Angeles & Orange County) Goal:

Contractor	1 st Tier Zip Codes	2 nd Tier Zip Codes	3 rd Tier Zip Codes
Hardy & Harper	0%	0%	29%

Disadvantaged/Veteran workers (10% Goal): **Currently 22%**

Total Project Hours: 7,668

Total Current Disadvantaged/Veteran Hours: 1,654

Contractors who are working toward and exceeding the **PLA Disadvantaged/Veteran goal of 10%**: *(percentages reflect workers who are verified as Disadvantaged or Veteran for the hours performed by each contractor)*

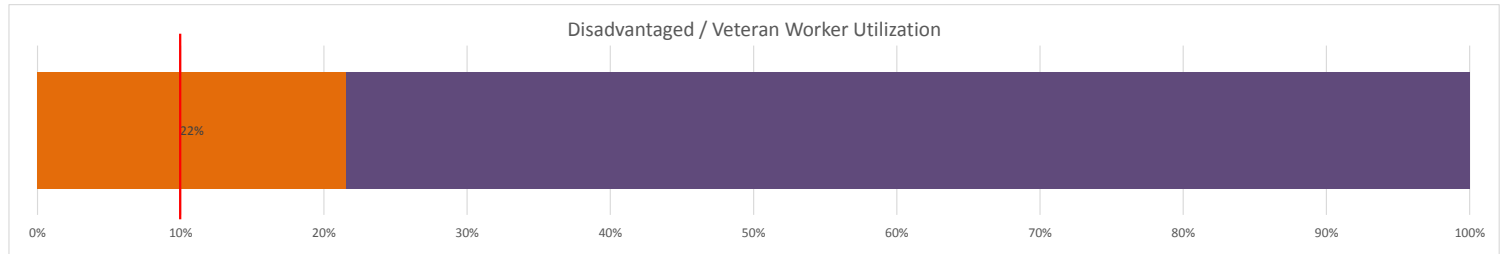
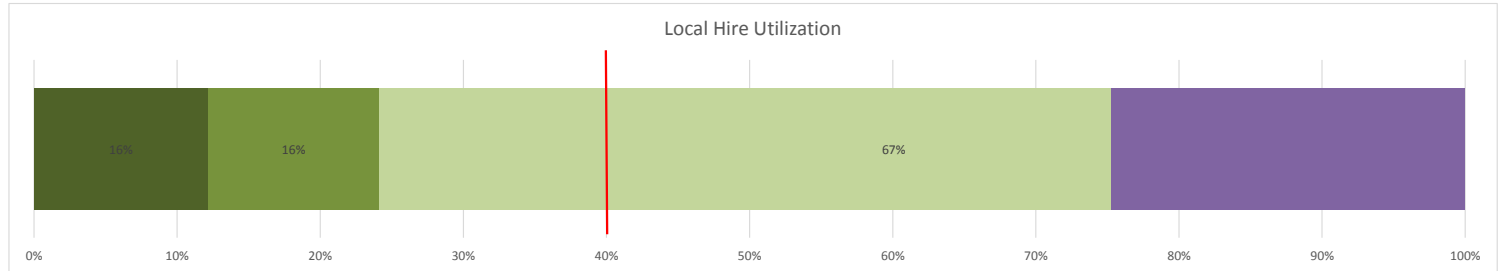
- John S. Meek Company: 32%
- Faith Electric: 6%

The remaining contractors working on this project have 0% verified worker hours that count toward the 10% PLA Disadvantaged / Veteran goal *(percentages reflect workers who are verified as Disadvantaged by Pacific Gateway Workforce Investment Network and Veterans verified by Parsons).*

We look forward to working with John S. Meek Company, Inc. toward the achievement of the City of Long Beach's PLA Local Hire and Disadvantaged/Veteran goal.

Local Hire / Disadvantaged / Veteran Worker Utilization Report

Project: City of Long Beach - Leeway Sailing Pier, Gondola Deck and Shed Rebuild
Prime: John S. Meek Company



	LONG BEACH RESIDENT (1st Tier)			GATEWAY CITIES RESIDENT (2nd Tier)			LA/OC RESIDENT (3rd Tier) - includes Long Beach & Gateway Zip Codes			DISADVANTAGED / VETERAN			TOTAL	
	# Long Beach Worker	% Hours Long Beach Residents	Hours Long Beach	# Gateway Cities Worker	% Hours Gateway Residents	Hours Gateway Cities	# LA/OC Workers	% Hours LA/OC Residents	Hours LA/OC	# Disadvantaged / Veteran Workers	% Hours Disadvantaged / Veteran	Hours Disadvantaged / Veteran	All Workers	Total Project Hours
Project Total	10	16%	1,228	10	16%	1,209	66	67%	5,171	4	22%	1,654	96	7,668
John S. Meek Company	5	16%	796	3	17%	873	35	66%	3,280	3	32%	1,595	47	4,991
Bill Carr Survey	0	0%	0	0	0%	0	2	85%	34	0	0%	0	3	40
Cor-Ray Painting	0	0%	0	0	0%	0	3	68%	50	0	0%	0	4	74
Faith Electric	1	12%	118	1	10%	100	3	43%	440	1	6%	59	6	1,023
Hardwood Construction	0	0%	0	1	0%	0	2	46%	45	0	0%	0	5	98
Hardy & Harper, Inc.	0	0%	0	0	0%	0	2	29%	16	0	0%	0	6	56
J & M Concrete Contractors	1	2%	2	1	8%	8	6	67%	66	0	0%	0	10	98
Martin Brothers	1	11%	71	2	0%	0	6	100%	624	0	0%	0	6	624
Pastusak Plumbing	2	42%	241	2	40%	228	5	100%	568	0	0%	0	5	568
R.R. Leonard Company	0	0%	0	0	0%	0	2	50%	48	0	0%	0	4	96



Parsons Constructors Inc.

100 West Walnut Street • Pasadena, California 91124 • (626) 440-3000 • Fax: (626) 440-2516

Date: July 25, 2018

To: Helen Monahan
RJ Daum Construction, Inc.
hmonahan@rjdaum.com

CC: Stephanie Gunawan-Piraner, LB Airport
Alfred Farag, Arcadis
Stephanie Eaves, City of Long Beach
Sandy Palmer, City of Long Beach
Stephan Lum, City of Long Beach
Dan Sloan, Parsons
Don Maurer, Parsons
Rasien Connelly, Parsons

From: Mandy Oelschlager, Parsons
Mandy.oelschlager@parsons.com

RE: Community Economic Development Efforts at the City of Long Beach
Project: Parking Improvements Lot A, Long Beach Airport
Prime Contractor: RJ Daum Construction, Inc.
Attachment: Local Hire & Disadvantaged/Veteran Worker Report

In working toward meeting the City of Long Beach's PLA goals on the Parking Improvements Lot A, Long Beach Airport Project, we are providing you with an update of the current percentages achieved by RJ Daum Construction and its subcontractors.

We are highlighting those contractors who are exceeding the Local Hire and Disadvantaged/Veteran Goals and those who could use a boost in increasing their numbers. I've attached a summary report for your reference which includes all CPR data received through July 20, 2018.

Project overall Local Resident Goal (40% Goal):

- 1st Tier Zip Codes (Long Beach Zip Codes): Currently 5%
- 2nd Tier Zip Codes (Gateway Cities): Currently 17%
- 3rd Tier Zip Codes (Los Angeles & Orange County – includes Long Beach & Gateway Cities Zip Codes): Currently 70%

Contractors who have submitted CPRs that are currently *exceeding* the City of Long Beach PLA Local Hire Goal of 40% are as follows:

Contractor	1 st Tier Zip Codes	2 nd Tier Zip Codes	3 rd Tier Zip Codes
RJ Daum Construction	2%	15%	76%
ABC Resources	6%	14%	54%
Bill Carr Survey	22%	0%	100%
Charles McCandless Tile	0%	0%	100%
Cosco Fire Protection	59%	2%	93%
Courtney, Inc.	0%	11%	76%
Cowelco Steel Structures	5%	44%	69%
Dittemore Insulation	0%	0%	100%
Diversified Contractors	0%	61%	90%



RE:	Community Economic Development Efforts through July 20, 2018
Project:	Parking Improvements Lot A, Long Beach Airport
Prime Contractor:	RJ Daum Construction

Contractor	1 st Tier Zip Codes	2 nd Tier Zip Codes	3 rd Tier Zip Codes
Endurance Painting	21%	14%	100%
G & G Air	0%	92%	97%
Kone Elevators	0%	0%	66%
Mike Zarp	0%	7%	77%
Pacifica Electrical Contractors	0%	5%	77%
Pacific Waterproofing	0%	66%	100%
Phoenix Landscape	0%	0%	50%
Rainbow Glazing	19%	33%	70%
R & J Sheet Metal	51%	49%	100%
Smith Brothers Crane	100%	0%	100%
Smith Emery	20%	0%	100%
Suttles Plumbing	0%	0%	49%
Vertical Access	10%	0%	85%
V & E Tree Service	0%	0%	50%
Western Paving	0%	17%	94%

Contractors have submitted Certified Payroll Reports and who are **below 40%** of the PLA Local Hire (Los Angeles & Orange County) Goal:

Contractor	1 st Tier Zip Codes	2 nd Tier Zip Codes	3 rd Tier Zip Codes
Caston	0%	7%	25%
Jones Sign	0%	0%	36%
Pavement Recycling	0%	0%	0%
Quality Reinforcing	0%	0%	16%

Disadvantaged/Veteran workers (10% Goal): **Currently 4%**

Total Project Hours: 19,475

Total Disadvantaged/Veteran Hours: 696

Contractors who are working toward and exceeding the **PLA Disadvantaged/Veteran goal of 10%:** *(percentages reflect workers who are verified as Disadvantaged or Veteran for the hours performed by each contractor)*

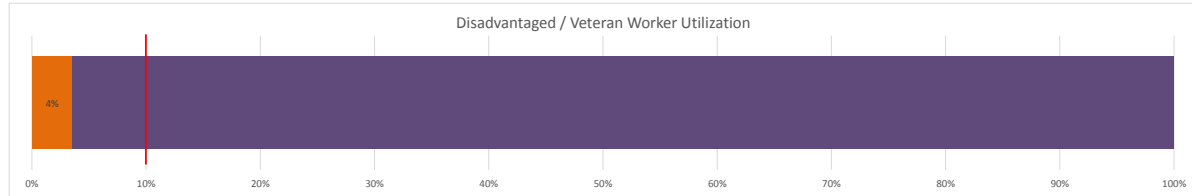
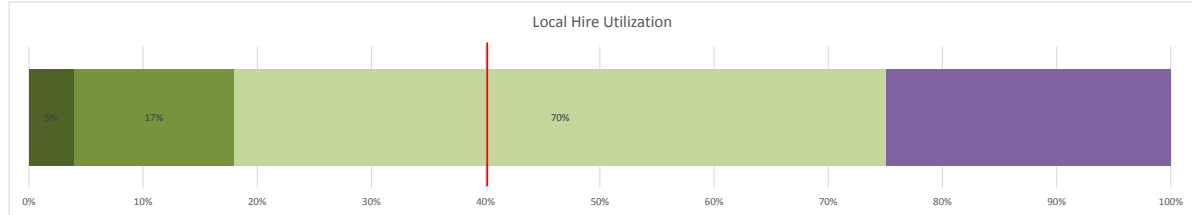
- RJ Daum Construction: 6%
- Bill Carr Survey: 28%
- Cowelco Steel: 12%
- G & G Air: 3%
- Quality Reinforcing: 4%
- Suttles Plumbing: 21%

The remaining contractors working on this project have 0% verified worker hours that count toward the 10% PLA Disadvantaged / Veteran goal *(percentages reflect workers who are verified as Disadvantaged by Pacific Gateway Workforce Investment Network and Veterans verified by Parsons).*

We look forward to working with RJ Daum Construction toward the achievement of the City of Long Beach's PLA Local Hire and Disadvantaged/Veteran goal.

Local Hire / Disadvantaged / Veteran Worker Utilization Report

Project: City of Long Beach - Parking Improvements to Lot A, Long Beach Airport
Prime: RJ Daum Construction, Inc.



	LONG BEACH RESIDENT (1st Tier)			GATEWAY CITIES RESIDENT (2nd Tier)			LA/OC RESIDENT (3rd Tier) - Includes Long Beach R. Gateway Zip Codes			DISADVANTAGED / VETERAN			TOTAL	
	# Long Beach Worker	% Hours Long Beach Residents	Hours Long Beach	# Gateway Cities Worker	% Hours Gateway Residents	Hours Gateway Cities	# LA/OC Workers	% Hours LA/OC Residents	Hours LA/OC	# Disadvantaged / Veteran Workers	% Hours Disadvantaged / Veteran	Hours Disadvantaged / Veteran	All Workers	Total Project Hours
Project Total	16	5%	935	43	17%	3337	181	70%	13558	9	4%	696	300	19475
RJ Daum Construction	1	2%	117	6	15%	844	20	76%	4438	3	6%	355	33	5804
ABC Resources	3	6%	56	2	14%	144	14	54%	540	0	0%	0	27	1005
Bill Carr Survey	1	22%	8	0	0%	0	3	100%	36	1	28%	10	3	36
Caston	0	0%	0	9	7%	185	20	25%	646	0	0%	0	62	2563
Charles McCandless Tile Contractor, Inc.	0	0%	0	0	0%	0	1	100%	8	0	0%	0	1	8
Cosco Fire Protection	1	59%	54	1	2%	2	3	93%	86	0	0%	0	4	92
Courtney, Inc.	0	0%	0	1	11%	8	5	76%	58	0	0%	0	6	76
Cowelco Steel Structures	1	5%	90	4	44%	874	7	69%	1360	1	12%	231	11	1967
Dittemore Insulation Contractors	0	0%	0	0	0%	0	1	100%	2	0	0%	0	1	2
Diversified Contractors	0	0%	0	4	61%	592	11	90%	870	1	0%	4	15	970
Endurance Painting	1	21%	450	1	14%	312	5	100%	2159	0	0%	0	5	2159
G & G Air	0	0%	0	4	92%	94	5	97%	99	1	3%	4	6	102
Jones Sign	0	0%	0	0	0%	0	2	36%	104	0	0%	0	4	284
Kone Elevators	0	0%	0	0	0%	0	9	66%	621	0	0%	0	15	934
Mike Zarp	0	0%	0	1	7%	16	7	77%	175	0	0%	0	10	227
Pacific Waterproofing & Restoration	0	0%	0	2	66%	21	3	100%	32	0	0%	0	3	32
Pacifica Electrical Contractors	0	0%	0	2	5%	78	8	77%	1231	0	0%	0	10	1599
Pavement Recycling Systems, Inc.	0	0%	0	0	0%	0	0	0%	0	0	0%	0	1	8
Phoenix Landscape	0	0%	0	0	0%	0	1	50%	16	0	0%	0	2	32
Quality Reinforcing	0	0%	0	0	0%	0	2	16%	9	1	4%	2	12	52
Rainbow Glazing	2	19%	64	2	33%	112	7	70%	240	0	0%	0	10	344
R & J Sheet Metal	3	51%	27	1	49%	26	4	100%	53	0	0%	0	4	53
Smith Brothers Crane	1	100%	26	0	0%	0	1	100%	26	0	0%	0	1	26
Smith Emery	1	20%	28	0	0%	0	7	100%	143	0	0%	0	7	143
Suttles Plumbing	0	0%	0	0	0%	0	10	49%	211	1	21%	91	15	431
Vertical Access	1	10%	16	0	0%	0	9	85%	132	0	0%	0	12	156
V & E Tree Service	0	0%	0	0	0%	0	3	50%	96	0	0%	0	6	192
Western Paving	0	0%	0	3	17%	31	13	94%	172	0	0%	0	14	182