



long beach
airport

Monthly Noise Report

May 2025



Table of Contents

Air Carrier Aircraft Late Night Activity	Page 3
Noise Violations & Operation Totals	Page 4
Noise Violators	Page 5
Runways 26R and 26L General Aviation Analysis	Page 6
Noise Monitoring Data	Page 7
Noise Complaints	Pages 8-10

Air Carrier Aircraft Late Night Activity

Current Month & Calendar Year-To-Date Statistics (10 p.m. – 7 a.m.)

10 p.m. - 11 p.m. Activity	May		
	2025	2024	Change
Total Air Carrier Operations	2,990	3,096	-3.4%
Delta Air Lines/SkyWest Airlines	2	0	200.0%
Hawaiian Airlines	-	-	-
Southwest Airlines	1	5	-80.0%
UPS	-	-	-
Subtotal (10 p.m. - 11 p.m.)	3	5	-40.0%

Calendar Year-To-Date		
2025	2024	Change
14,399	15,057	-4.4%
6	5	20.0%
1	0	100.0%
7	11	-36.4%
1	0	100.0%
15	16	-6.3%

11 p.m. - 7 a.m. Activity	May		
	2025	2024	Change
Delta Air Lines/SkyWest Airlines	0	1	-100.0%
Hawaiian Airlines	-	-	-
Southwest Airlines	-	-	-
UPS	-	-	-
Subtotal (11 p.m. - 7 a.m.)	0	1	-100.0%
TOTAL	3	6	-50.0%

Calendar Year-To-Date		
2025	2024	Change
3	1	200.0%
-	-	-
-	-	-
-	-	-
3	1	200.0%
18	17	5.9%

Notes:

0.10% (3 of 2,990) of total air carrier operations occurred between 10 p.m. – 11 p.m.

0.00% (0 of 2,990) of total air carrier operations occurred between 11 p.m. – 7 a.m.

Noise Violations & Operation Totals

Noise Violations - Current Month & Calendar Year-To-Date Statistics

Noise Violations	May			Calendar Year-To-Date		
	2025	2024	Change	2025	2024	Change
Air Carriers						
Delta/SkyWest	0	1	-100.0%	4	1	300.0%
Hawaiian Airlines	-	-	-	-	-	-
Southwest Airlines	-	-	-	-	-	-
UPS	-	-	-	-	-	-
Subtotal	0	1	-100.0%	4	1	300.0%
General Aviation						
General Aviation	12	15	-20.0%	43	54	-20.4%
Subtotal	12	15	-20.0%	43	54	-20.4%
Commuter Carriers						
Commuter Carriers	-	-	-	-	-	-
Subtotal	-	-	-	-	-	-
Charter Operators						
Charter Operators	-	-	-	-	-	-
Subtotal	-	-	-	-	-	-
Industrial Operators						
Industrial Operators	-	-	-	-	-	-
Subtotal	-	-	-	-	-	-
TOTAL	12	16	-25.0%	47	55	-14.5%

Monetary Fines	May			Calendar Year-To-Date		
	2025	2024	Change	2025	2024	Change
Airport Surcharges	\$600	\$1,000	-40.0%	\$2,400	\$2,200	9.1%
Consent Decree	-	-	-	-	-	-
TOTAL	\$600	\$1,000	-40.0%	\$2,400	\$2,200	9.1%

Operation Totals - Current Month & Calendar Year-To-Date Statistics

Airport Operations	May			Calendar Year-To-Date		
	2025	2024	Change	2025	2024	Change
Air Carrier	2,990	3,096	-3.4%	14,399	15,057	-4.4%
Air Taxi	1,546	1,422	8.7%	6,844	6,419	6.6%
General Aviation	35,626	34,681	2.7%	147,194	148,084	-0.6%
Military	115	77	49.4%	405	486	-16.7%
TOTAL	40,277	39,276	2.5%	168,842	170,046	-0.7%

Source: Federal Aviation Administration (FAA) Air Traffic Activity System (ATADS)

Notes:

0.00% (0 of 2,990) of total air carrier operations resulted in an aircraft noise violation.

0.03% (12 of 35,626) of total general aviation operations resulted in an aircraft noise violation.

Noise Violators

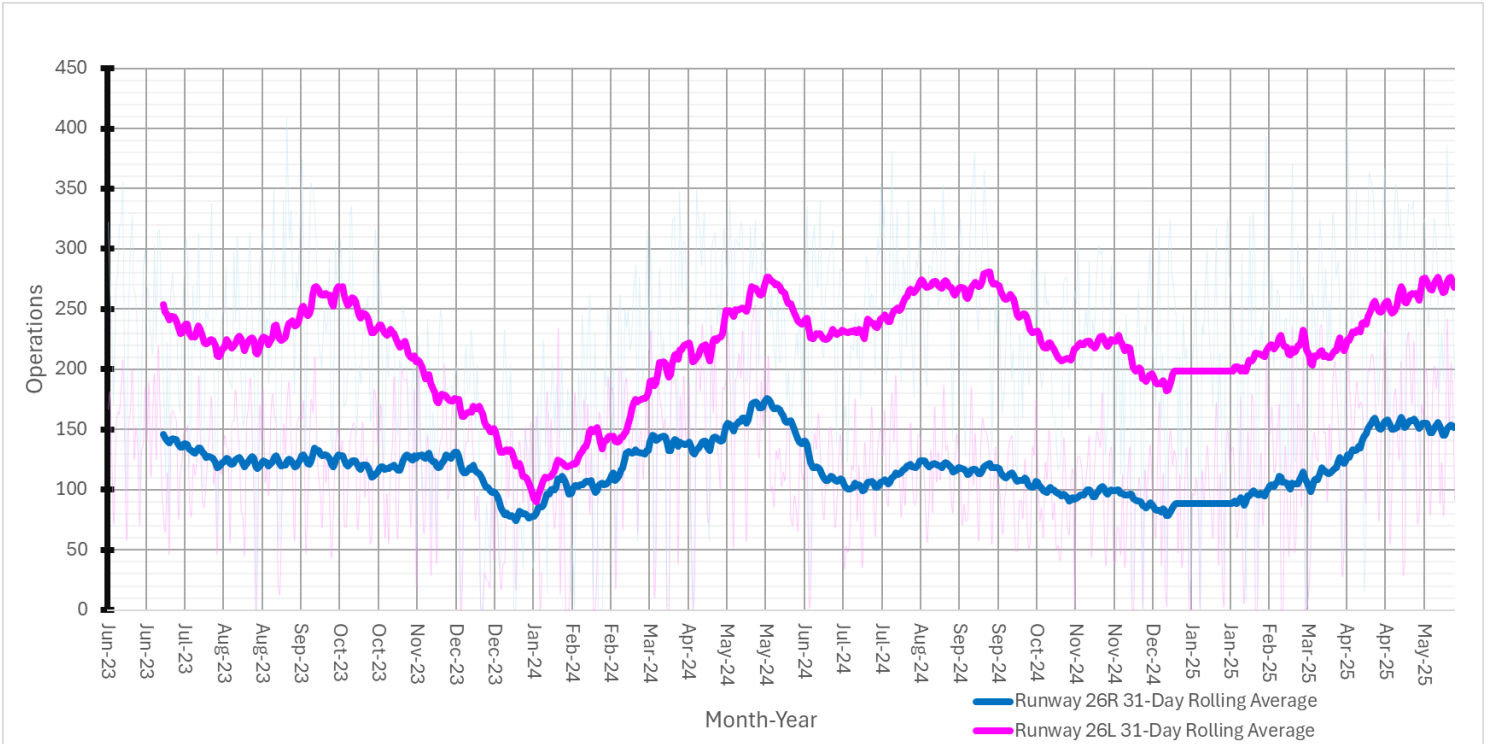
Owner Name	Date	Time	A/D	Rwy	Flight #	A/C Type	Orig/Dest	RMT	SEL	Limit	Status
AIR LAND LEASING LLC	5/1/25	23:17:22	A	30		C560		10	83	79	VIO_1
Private	5/5/25	19:06:43	T/G	26R		C152		N/A	N/A	N/A	VIO-1
JET SET HOLDINGS LLC	5/7/25	0:26:30	A	30		C25B		10	88	79	VIO-1
CONQUEST AVIATION LLC	5/10/25	0:02:32	A	12		C441		9	85	79	VIO-1
BRIAN BARMAKI	5/10/25	1:45:54	D	30		C172		9	85	79	VIO-1
MF Aviation LLC	5/12/25	5:48:54	D	30		GLF4		9	83	79	VIO-4
NEIL SPEARS	5/10/25	18:50:00	M/A	30		SLG2		N/A	N/A	N/A	VIO-1
Four Brothers 2 LLC	5/14/25	23:43:30	A	30		GLEX		10	85	79	VIO-6
W5 EQUIPMENT LEASING LLC	5/15/25	5:22:33	D	30		CL30		9	90	79	VIO-1
PEMBROOK AVIATION LLC	5/17/25	0:23:21	A	30		C421		10	83	79	VIO_1
Air Methods Corporation	5/17/25	23:05:22	A	30		B429		10	86	79	VIO_3
HAWKER JET HOLDINGS LLC	5/19/25	23:06:01	A	30	SIY850	H25B		10	91	79	VIO-1

Definitions:

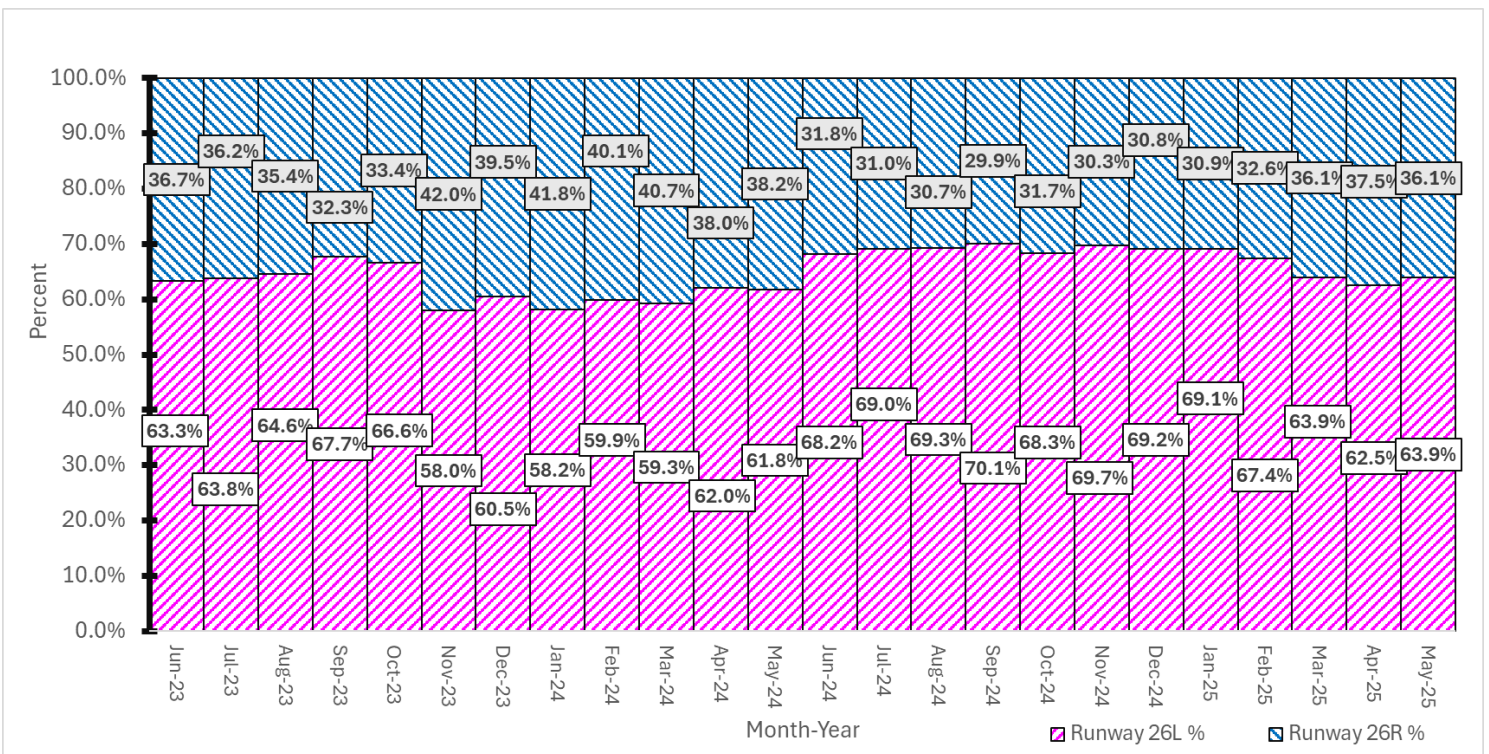
- A = Arrival
- D = Departure
- Rwy = Runway
- A/C = Aircraft
- RMT = Remote Monitoring Terminal
- SEL = SENEL — Single Event Noise Exposure Level (dBA)
- T/G = Touch and Go
- M/A = Practice Missed Approach
- VIO = Violation

Runways 26R and 26L General Aviation Analysis

Runways 26R vs. 26L Departing Totals – 6/1/2023 – 5/31/2025 - 31-Day Rolling Average
(Prop and Turboprop Only)

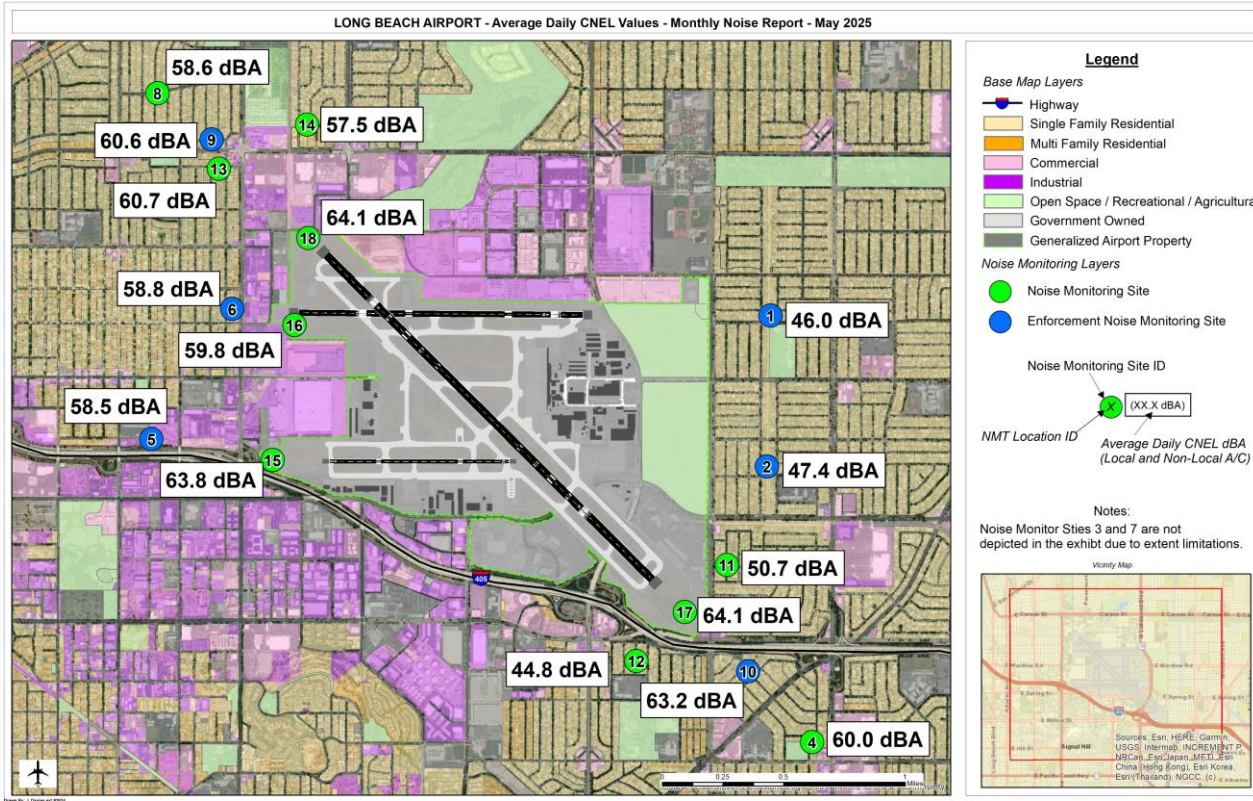


Runways 26R vs. 26L Departing Percentages – 6/1/2023 – 5/31/2025
(Prop and Turboprop Only)



Noise Monitoring Data

Average Daily Aircraft CNEL Values – May 2025

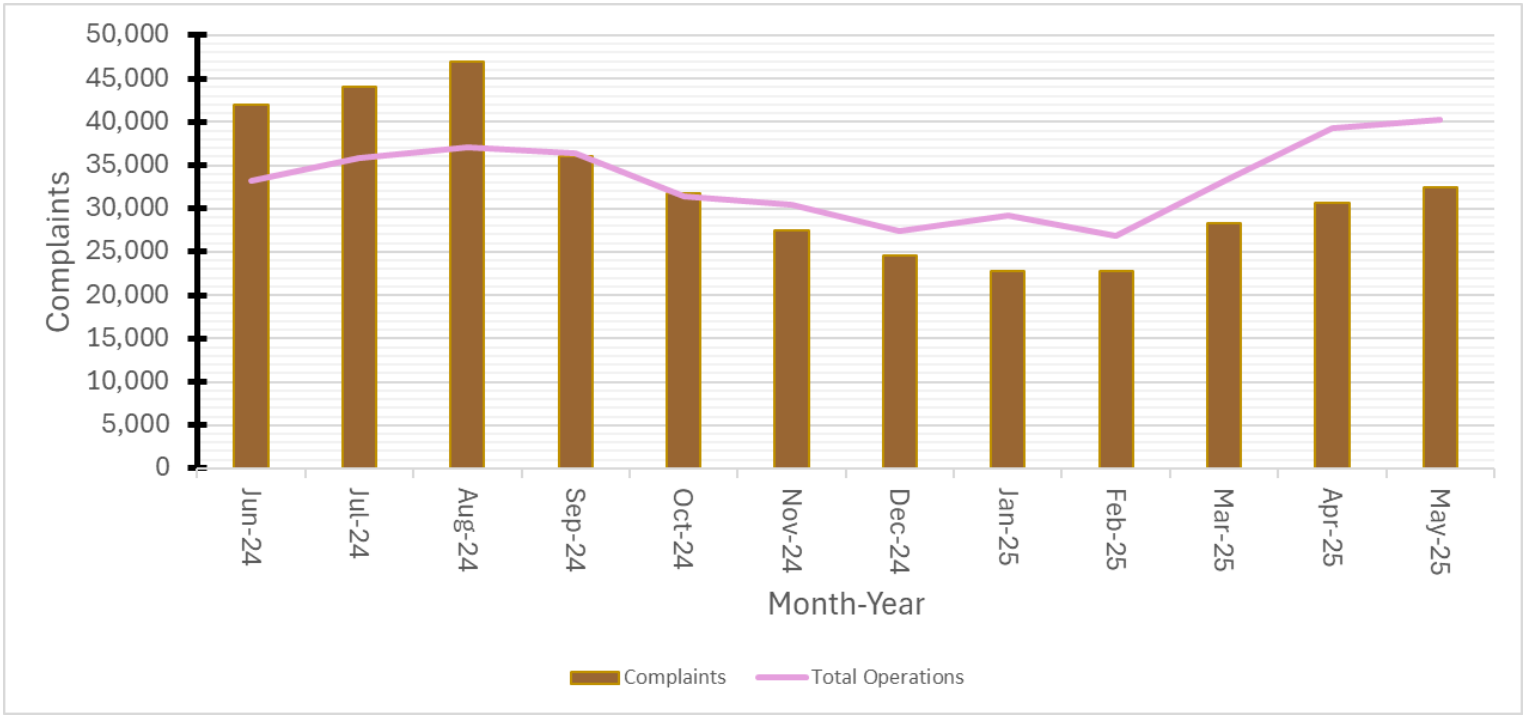


Average Daily Aircraft CNEL Values – June 2024 – May 2025

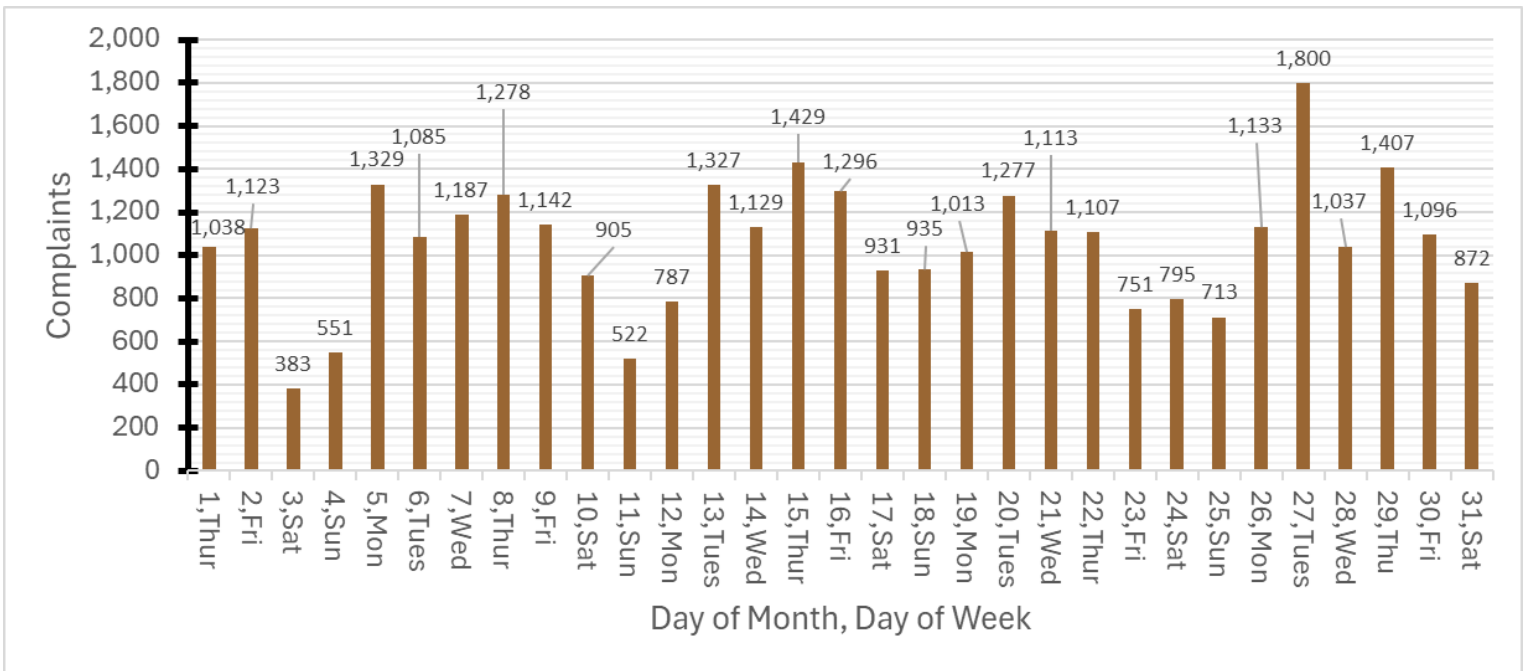
Month-Year	Remote Monitoring Terminal (RMT)																	
	1	2	3	4	5	6	7	8	9	10	11	12	13	14	15	16	17	18
Jun-24	44.6	47.6	58.3	60.7	57.7	59.1	55.7	59.3	61.4	63.8	51.3	44.1	62.3	58.0	62.4	57.8	65.3	64.7
Jul-24	45.5	48.2	58.2	60.9	58.0	58.8	56.4	59.2	61.5	63.8	50.0	44.8	61.6	58.4	63.0	59.9	65.3	64.7
Aug-24	45.3	48.1	58.5	60.9	57.9	58.9	55.2	59.2	61.4	64.0	51.9	45.9	61.5	57.6	63.3	59.9	65.6	62.6
Sep-24	46.6	49.6	58.5	60.2	57.0	58.4	54.9	58.8	60.9	63.1	51.4	44.9	60.7	57.4	63.6	59.4	64.6	64.4
Oct-24	44.8	46.2	57.4	60.2	56.5	57.8	54.6	57.9	60.2	63.8	50.0	46.3	60.2	56.7	62.0	58.9	64.8	64.1
Nov-24	43.8	45.8	56.7	59.8	56.4	57.7	54.3	58.0	60.1	63.2	50.7	48.9	60.1	56.2	62.0	59.2	64.2	63.7
Dec-24	38.7	45.8	57.1	60.3	54.8	57.5	54.0	58.1	60.3	63.0	50.1	48.0	60.5	56.7	60.4	59.3	64.4	63.7
Jan-25	44.3	47.1	55.2	58.4	56.5	57.5	52.6	57.2	59.2	61.6	50.0	49.6	59.0	54.7	61.8	58.9	61.9	62.9
Feb-25	41.9	48.4	58.4	60.3	55.9	58.1	54.2	58.9	60.8	63.2	52.7	48.7	60.6	56.9	61.5	59.8	63.8	64.5
Mar-25	44.7	47.0	57.5	60.0	57.0	58.0	54.6	58.8	60.6	63.2	51.5	45.4	60.6	57.0	62.1	59.7	63.9	64.1
Apr-25	45.9	47.6	57.7	60.2	58.1	59.0	54.5	58.9	60.8	63.5	52.1	44.5	60.9	57.9	63.2	60.3	64.2	64.1
May-25	46.0	47.4	57.0	60.0	58.5	58.8	54.5	58.6	60.6	63.2	50.7	44.8	60.7	57.5	63.8	59.8	64.1	64.1

Noise Complaints

Monthly Totals – June 2024 – May 2025

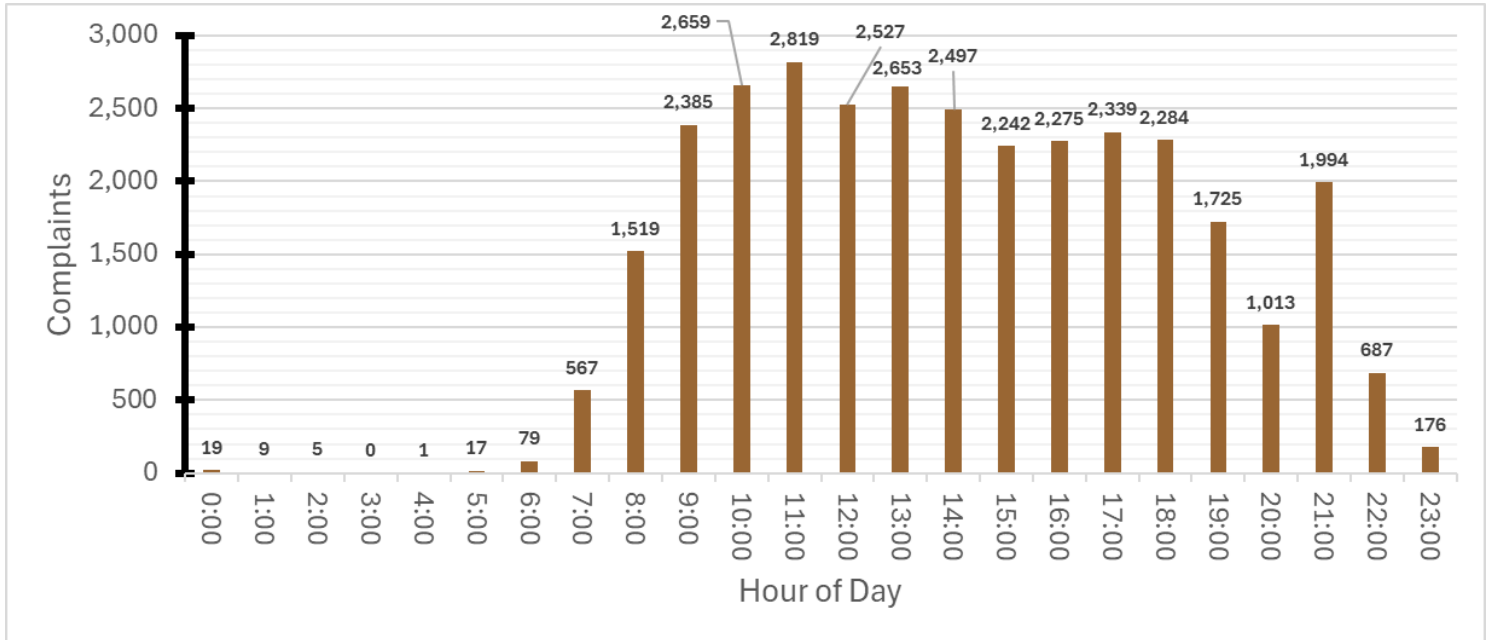


Daily Totals – May 2025



Noise Complaints

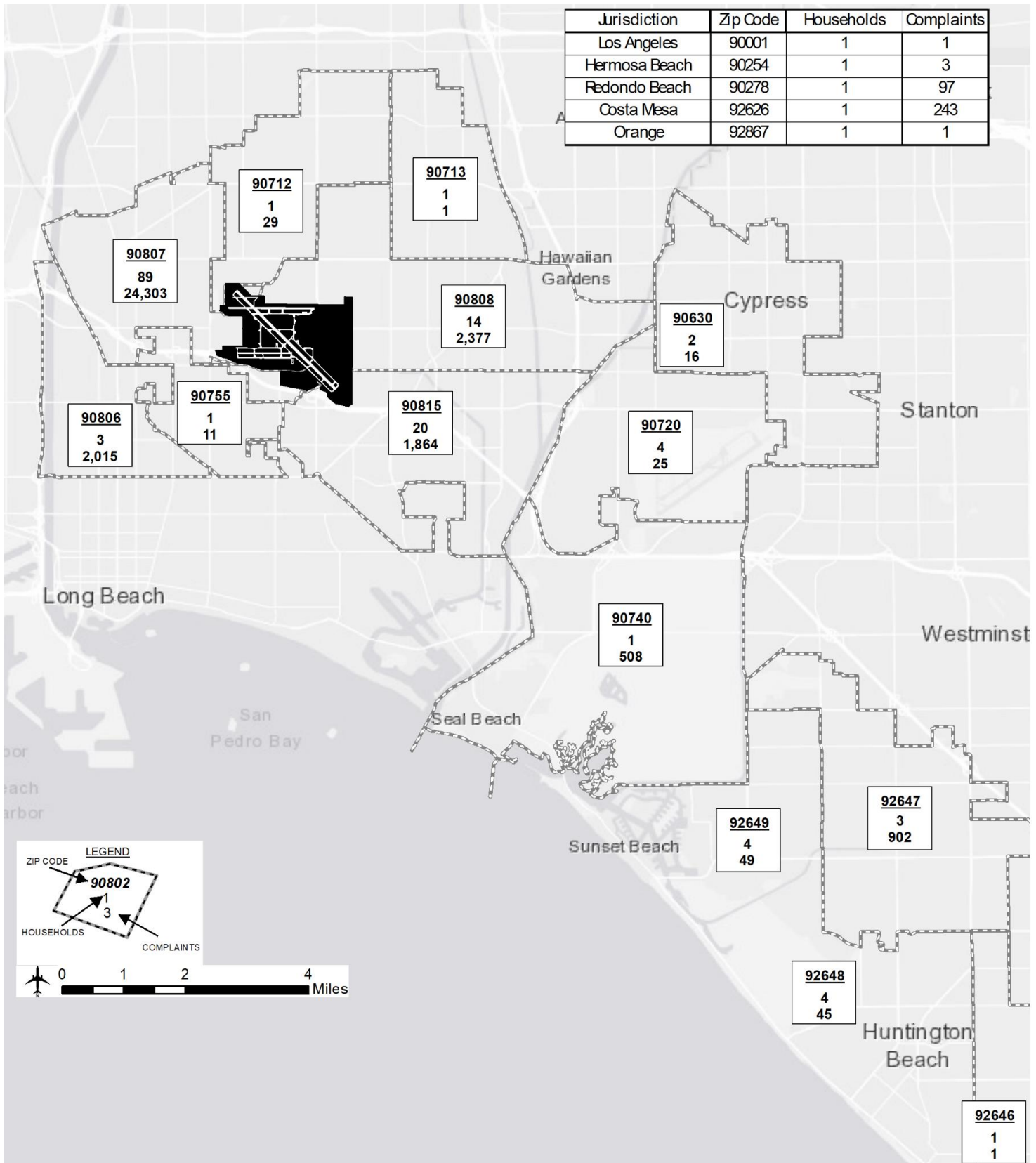
Hour of Day Totals – May 2025



Noise Complaints

Households and Complaints by Zip Code – May 2025

Jurisdiction	Zip Code	Households	Complaints
Los Angeles	90001	1	1
Hermosa Beach	90254	1	3
Redondo Beach	90278	1	97
Costa Mesa	92626	1	243
Orange	92867	1	1



**Airport Noise and Capacity Management Office
Contact Information:**

General Information Hotline: (562) 570-2635

Email: LGBNoise@longbeach.gov

Website: www.lgb.org/noise



4100 Donald Douglas Drive
Long Beach, CA 90808

www.lgb.org



411 West Ocean Boulevard
Long Beach, CA 90802

www.longbeach.gov

