

Airport Advisory Commission

Geetanjali Reuben
Chair

Katie Larson
Vice Chair

Phyllis Arias

Kenneth Brown

Wayne Chaney Sr.

Mark Christoffels

Mireya LaFarga

Dede Rossi

Randy Zarn

Airport Management

Cynthia Guidry
Director

Juan López-Rios
Deputy Airport Director

Ken Mason
Executive Assistant

Claudia Lewis
Manager of Administration &
Finance

Ron Reeves
Airport Operations & Facilities
Manager

Stephan Lum
Engineering Officer

Dale Worsham
Development Services Officer

Terry Ward
Operations Liaison Officer

Scott Garrett
Facilities Management Officer

Mony Chhey
Financial Services Officer

Scott Korobkin
Superintendent of Safety & Security

Kate Kuykendall
Public Affairs Officer

Melissa DeAmicis
Administrative Officer

Ryan McMullan
Noise & Environmental Affairs Officer



long beach
airport



Long Beach Airport Monthly Noise Report July 2023

COMMERCIAL AIRCRAFT LATE NIGHT ACTIVITY
LGB Current Month & Calendar Year-To-Date Statistics (10 PM- 7AM)
July 2023

July				Calendar Year-To-Date		
10PM - 11PM Activity	2023	2022	Change	2023	2022	Change
Air Carrier & Commuter Operations	2,887	2,692	7.2%	19,077	18,553	2.8%
American/Mesa/SkyWest/Envoy	0	0		1	0	100.0%
Delta/SkyWest Airlines	3	4	-25.0%	20	20	0.0%
Hawaiian Airlines	1	1	0.0%	3	2	50.0%
Southwest Airlines	4	4	0.0%	27	21	28.6%
UPS	0	0		0	1	-100.0%
Subtotal 10PM-11PM	8	9	-11.1%	51	44	15.9%
11PM- 7AM Activity	2023	2022	Change	2023	2022	Change
American/Mesa/SkyWest/Envoy	0	0		0	0	
Delta/SkyWest Airlines	0	1	-100.0%	1	1	0.0%
Hawaiian Airlines	0	0		7	2	250.0%
Southwest Airlines	0	0	0.0%	2	2	0.0%
UPS	0	0		1	0	100.0%
Subtotal 11PM-7AM	0	1	-100.0%	11	5	120.0%
TOTAL	8	10	-20.0%	62	49	26.5%

Notes:

0.3% (8 of 2,887) of total commercial operations occurred between 10pm - 7am.

0.3 flights - Nightly average for all late night (10:00 PM—7:00 AM) commercial flights, includes unanticipated delays.

0.0 flights - Nightly average for commercial flights after 11 PM.

AIRPORT NOISE VIOLATIONS						
LGB Current Month & Calendar Year-To-Date Statistics						
July 2023						
July				Calendar Year-To-Date		
Air Carrier Noise Violations	2023	2022	Change	2023	2022	Change
American/Mesa/SkyWest/Envoy	0	0		0	0	
Delta/SkyWest Airlines	0	0		1	0	100.0%
Hawaiian Airlines	0	0		5	1	400.0%
Southwest Airlines	0	0		0	0	
UPS	0	0		1	0	100.0%
Subtotal	0	0		7	1	600.0%
Commuter Noise Violations	2023	2022	Change	2023	2022	Change
American/Mesa/SkyWest/Envoy	0	0		0	0	
Delta/SkyWest Airlines	0	0		0	0	
Subtotal	0	0		0	0	
Non-Commercial Noise Violations	2023	2022	Change	2023	2022	Change
All GA, Charter & Other	9	7	28.6%	66	49	34.7%
TOTAL	9	7	28.6%	73	50	46.0%
Monetary Fines				2023	2022	
Airport Surcharges	\$100	\$0		\$2,600	\$400	
Consent Decree	\$0	\$0		\$0	\$0	
TOTAL	\$100	\$0		\$2,600	\$400	

AIRPORT OPERATIONS						
LGB Current Month & Calendar Year-To-Date Statistics						
July 2023						
July				Calendar Year-To-Date		
Airport Operations (FAA)	2023	2022	Change	2023	2022	Change
Air Carrier + Commuter Carriers	2,887	2,692	7.2%	19,077	18,553	2.8%
Air Taxi + General Aviation	29,020	19,309	50.3%	185,557	174,041	6.6%
Military Operations	78	69	13.0%	573	661	-13.3%
Total Aircraft Operations	31,985	22,070	44.9%	205,207	193,255	6.2%

Notes:

0.03% (9 of 31,907) of the Airport's total aircraft operations (Commercial & GA) resulted in an aircraft noise violation.
0.0% (0 of 2,711) of the Airport's Commercial operations (Commercial & Commuter) resulted in an aircraft noise violation.

AIRCRAFT NOISE VIOLATORS

July 2023

OWNERNAME	DATE	TIME	A/D	RWY	FLIGHT #	A/C TYPE	ORIG/DEST	SEL	LIMIT	STATUS
292523 Team LLC	7/1/2023	2:09:35	A	30		GLF4		90.6	79.0	VIO
Private	7/6/2023	23:54:45	A	30		F2TH		84.9	79.0	VIO
Cosmos Holdings Group LLC	7/7/2023	23:30:39	A	30		BE20		90.9	79.0	VIO
Private	7/11/2023	13:06:08	D	26R		BE35		95.5	92.0	VIO
Private	7/17/2023	19:27:26	T	26L		C172		n/a	n/a	VIO
Private	7/17/2023	19:35:12	T	26R		C172		n/a	n/a	VIO
Private	7/20/2023	14:18:23	D	26L		T6		98.6	95.0	VIO
Flexjet, LLC	7/30/2023	5:51:59	D	30		GLF4		82.2	79.0	VIO
Private	7/30/2023	23:22:53	A	30		P32R		84.5	79.0	VIO

DEFINITIONS:

A/C Type — Aircraft Type

A/D — Arrival/Departure

RWY — Runway

SEL — SENEL — Single Event Noise Exposure Level (dBA)

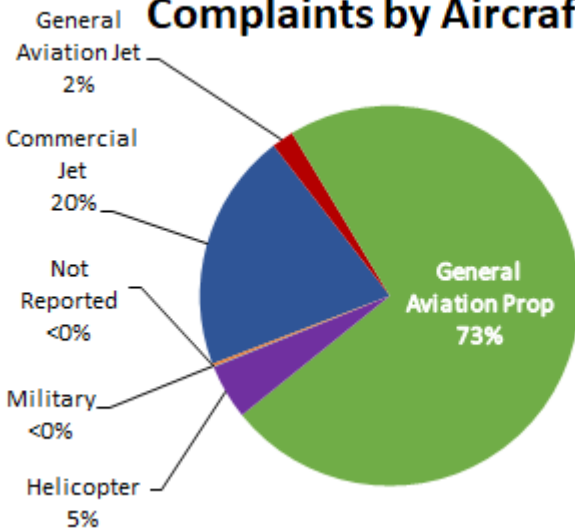
T — Touch and Go

VIO — Violation

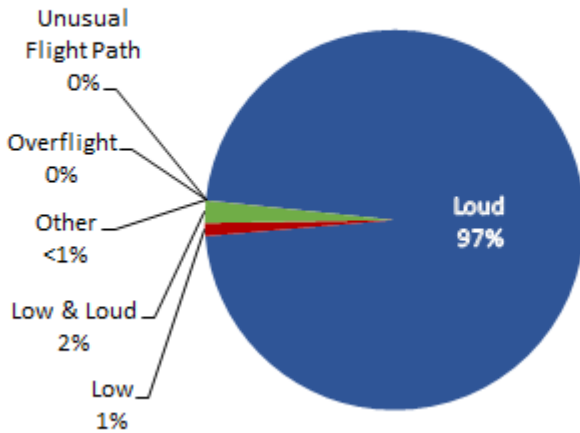
LGB AIRCRAFT NOISE COMPLAINTS

July 2023

Complaints by Aircraft Types



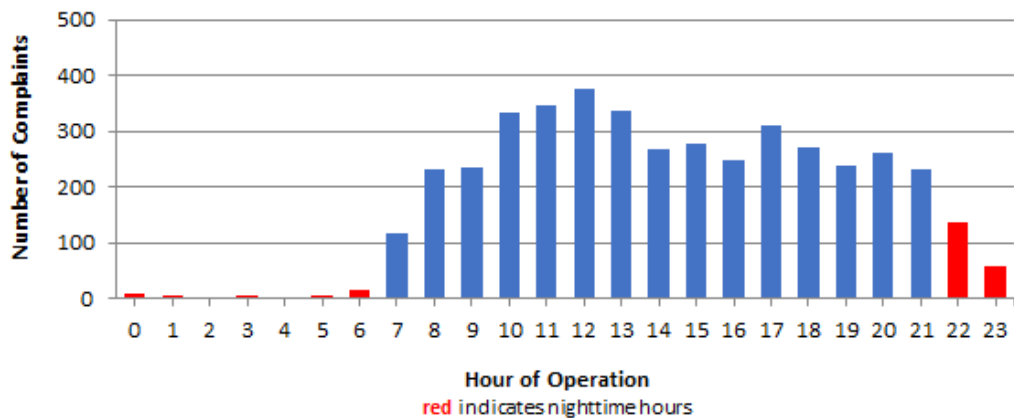
Complaints by Concern



Complaints by Zip Code

Zip Code	Complaints	Units
90242	47	1
90254	5	1
90277	1	1
90278	83	1
90740	1	1
90755	669	2
90803	1	1
90805	2	2
90807	2,329	52
90808	71	4
90814	4	2
90815	1	1
92626	239	1
92627	6	1
92646	1	1
92647	705	3
92648	112	5
92649	29	1
92651	5	1
92660	1	1
92661	1	1
Not Reported	12	5
Grand Total	4,325	89

Complaints by Time of Operation





long beach airport



Long Beach Airport

4100 E. Donald Douglas Drive, Long Beach, CA 90808

www.lgb.org • lgbapt@longbeach.gov

Administration • (562) 570-2619