

Airport Advisory Commission

Katie Larson
Chair

Robert L. Allarte
Vice Chair

Christine Bos

Wayne Chaney Sr.

Mireya LaFarga

Miles Nevin

Geetanjali Reuben

Dede Rossi

Airport Management

Cynthia Guidry
Director

Juan López-Rios
Deputy Airport Director

Ken Mason
Executive Assistant

Claudia Lewis
Manager of Administration
& Finance

Ron Reeves
Airport Operations & Facilities
Manager

Stephan Lum
Acting Engineering Officer

Dale Worsham
Development Services Officer

Karl Zittel
Airside Operations Officer

Matthew Brookes
Airport Properties Officer

Scott Garrett
Facilities Management Officer

Mony Chhey
Financial Services Officer

Scott Korobkin
Superintendent of Safety and
Security

Kate Kuykendall
Public Affairs Officer

Ryan McMullan
Noise & Environmental Affairs
Officer



long beach
airport



Long Beach Airport Monthly Noise Report May 2022

COMMERCIAL AIRCRAFT LATE NIGHT ACTIVITY
LGB Current Month & Calendar Year-To-Date Statistics (10 PM- 7AM)
May 2022

May				Calendar Year-To-Date		
10PM - 11PM Activity	2022	2021	Change	2022	2021	Change
Air Carrier & Commuter Operations	2,703	2,155	25.4%	13,221	8,679	52.3%
American/Mesa/SkyWest/Envoy	0	1	-100.0%	0	1	-100.0%
Delta/SkyWest Airlines	1	1	0.0%	9	5	80.0%
Hawaiian Airlines	0	0		1	1	0.0%
Southwest Airlines	3	2	50.0%	15	4	275.0%
UPS	0	0		1	1	0.0%
Subtotal 10PM-11PM	4	4	0.0%	26	12	116.7%
11PM- 7AM Activity	2022	2021	Change	2022	2021	Change
American/Mesa/SkyWest/Envoy	0	0		0	0	
Delta/SkyWest Airlines	0	0		0	0	
Hawaiian Airlines	0	0		2	0	100.0%
Southwest Airlines	0	0		1	0	100.0%
UPS	0	0		0	1	-100.0%
Subtotal 11PM-7AM	0	0		3	1	200.0%
TOTAL	4	4	0.0%	29	13	123.1%

Notes:

0.1% (4 of 2,703) of total commercial operations occurred between 10pm - 7am.

0.1 flights - Nightly average for all late night (10:00 PM—7:00 AM) commercial flights, includes unanticipated delays.

0.0 flights - Nightly average for commercial flights after 11 PM.

AIRPORT NOISE VIOLATIONS						
LGB Current Month & Calendar Year-To-Date Statistics						
May 2022						
May				Calendar Year-To-Date		
Air Carrier Noise Violations	2022	2021	Change	2022	2021	Change
American/Mesa/SkyWest/Envoy	0	0		0	0	
Delta/SkyWest Airlines	0	0		0	0	
Hawaiian Airlines	0	0		1	0	100.0%
Southwest Airlines	0	0		0	0	
UPS	0	0		0	1	-100.0%
Subtotal	0	0		1	1	0.0%
Commuter Noise Violations	2022	2021	Change	2022	2021	Change
American/Mesa/SkyWest/Envoy	0	0		0	0	
Delta/SkyWest Airlines	0	0		0	0	
Subtotal	0	0		0	0	
Non-Commercial Noise Violations	2022	2021	Change	2022	2021	Change
All GA, Charter & Other	7	25	-72.0%	32	59	-45.8%
TOTAL	7	25	-72.0%	33	60	-45.0%
Monetary Fines				2022	2021	
Airport Surcharges	\$0	\$900		\$400	\$1,500	
Consent Decree	\$0	\$0		\$0	\$0	
TOTAL	\$0	\$900		\$400	\$1,500	

AIRPORT OPERATIONS						
LGB Current Month & Calendar Year-To-Date Statistics						
May 2022						
May				Calendar Year-To-Date		
Airport Operations (FAA)	2022	2021	Change	2022	2021	Change
Air Carrier + Commuter Carriers	2,703	2,155	25.4%	13,221	8,679	52.3%
Air Taxi + General Aviation	22,581	27,278	-17.2%	130,265	129,236	0.8%
Military Operations	81	86	-5.8%	507	470	7.9%
Total Aircraft Operations	25,365	29,519	-14.1%	143,993	138,385	4.1%

Notes:

0.03% (7 of 25,284) of the Airport's total aircraft operations (Commercial & GA) resulted in an aircraft noise violation.
0.00% (0 of 2,703) of the Airport's Commercial operations (Commercial & Commuter) resulted in an aircraft noise violation.

AIRCRAFT NOISE VIOLATORS

May 2022

OWNERNAME	DATE	TIME	A/D	RWY	FLIGHT #	A/C TYPE	ORIG/DEST	SEL	LIMIT	STATUS
G200 LLC	5/20/2022	23:41:52	D	30		GALX		86.7	79.0	VIO
Vair Jets Partners LLC	5/21/2022	0:19:19	A	30		C56X		93.3	79.0	VIO
Aero X Aviation LLC	5/21/2022	1:48:38	D	30		C750		83.3	79.0	VIO
Orange County	5/21/2022	15:24:16	T	26R		C172		n/a	n/a	VIO
Mei Mei AZ LLC	5/28/2022	5:48:32	D	30		C25B		82.2	79.0	VIO
TRN Aviation LLC	5/30/2022	3:25:36	A	30		C550		81.2	79.0	VIO
Private	5/30/2022	11:23:32	D	26R		PA32		95.7	92.0	VIO

DEFINITIONS:

A/C Type — Aircraft Type

A/D — Arrival/Departure

RWY — Runway

SEL — SENEL — Single Event Noise Exposure Level (dBA)

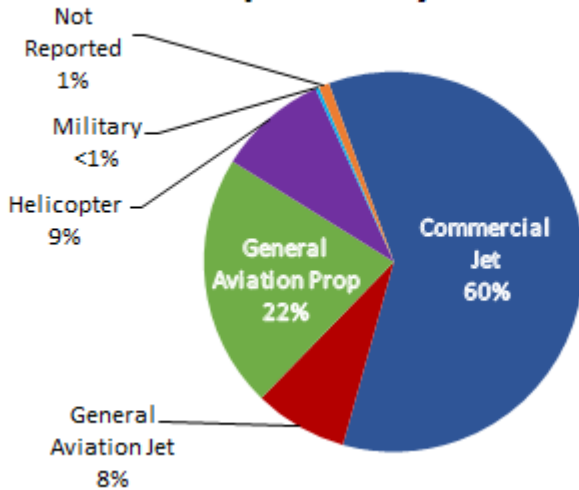
T—Touch and Go Operation

VIO —Violation

LGB AIRCRAFT NOISE COMPLAINTS

May 2022

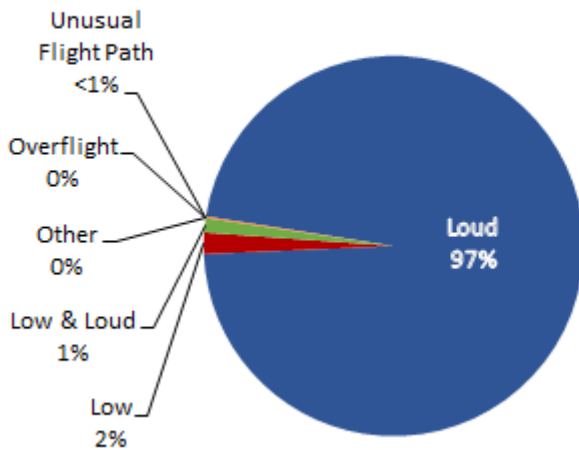
Complaints by Aircraft Types



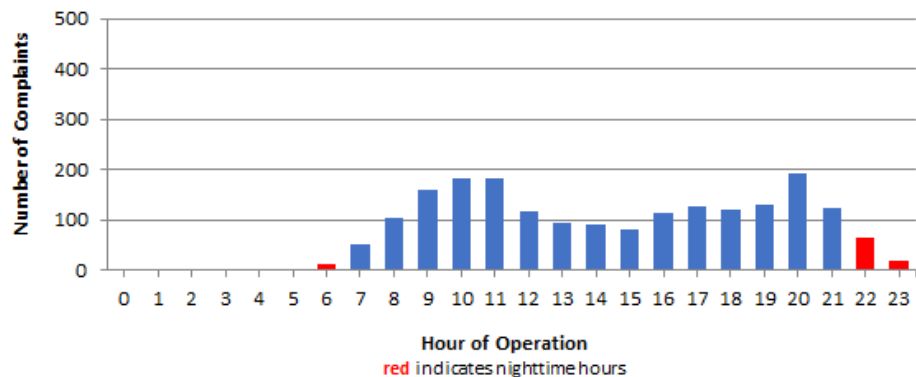
Complaints by Zip Code

Zip Code	Complaints	Units
90242	3	1
90254	4	1
90278	38	1
90713	3	1
90720	2	1
90746	9	3
90807	96	20
90808	40	6
90813	1	1
90815	3	2
91364	2	1
92626	516	1
92627	6	1
92647	765	1
92648	489	10
92649	1	1
92661	2	1
92869	1	1
Not Reported	3	2
Grand Total	1,984	56

Complaints by Concern



Complaints by Time of Operation





long beach airport



Long Beach Airport

4100 E. Donald Douglas Drive, Long Beach, CA 90808

www.lgb.org • lgbapt@longbeach.gov

Administration • (562) 570-2619