



# long beach airport

where the going is easy®

**Date:** January 11, 2022  
**To:** Thomas B. Modica, City Manager  
**From:** Cynthia Guidry, Director, Long Beach Airport  
**For:** Mayor and Members of the City Council  
**Subject:** **Long Beach Airport Monthly Noise Reports**

*Linda J. Tatum*

*Cynthia Guidry*

---

Each month, Long Beach Airport staff prepare a comprehensive overview of monthly aircraft noise activity, statistics, violations, and complaints. Beginning with the latest report dated October 2021, these monthly reports will be published directly to the City's website on the City Manager's "Memos to the Mayor and Council" webpage located [here](#).

If you have any questions or require additional information, please contact me at (562) 570-2605.

ATTACHMENT

CC: CHARLES PARKIN, CITY ATTORNEY  
LAURA L. DOUD, CITY AUDITOR  
DOUGLAS P. HAUBERT, CITY PROSECUTOR  
LINDA TATUM, ASSISTANT CITY MANAGER  
TERESA CHANDLER, DEPUTY CITY MANAGER  
APRIL WALKER, ADMINISTRATIVE DEPUTY CITY MANAGER  
MONIQUE DE LA GARZA, CITY CLERK  
DEPARTMENT HEADS

## Airport Advisory Commission

**Miles Nevin**  
Chair

**Katie Larson**  
Vice Chair

**Jeffrey Anderson**

**Christine Bos**

**Wayne Chaney Sr.**

**Robert L. Duarte Jr.**

**Mireya LaFarga**

**Geetanjali Reuben**

**Dede Rossi**

## Airport Management

**Cynthia Guidry**  
Director

**Juan López-Ríos**  
Deputy Airport Director

**Ken Mason**  
Executive Assistant

**Claudia Lewis**  
Manager of Administration  
& Finance

**Ron Reeves**  
Airport Operations & Facilities  
Manager

**Ambi Thurai**  
Engineering Officer

**Dale Worsham**  
Administrative Officer

**Karl Zittel**  
Airside Operations Officer

**Matthew Brookes**  
Airport Properties Officer

**Scott Garrett**  
Facilities Management Officer

**Mony Chhey**  
Financial Services Officer

**Scott Korobkin**  
Superintendent of Safety and  
Security

**Kate Kuykendall**  
Public Affairs Officer

**Ryan McMullan**  
Noise & Environmental Affairs  
Officer



# Long Beach Airport Monthly Noise Report October 2021

**COMMERCIAL AIRCRAFT LATE NIGHT ACTIVITY**  
**LGB Current Month & Calendar Year-To-Date Statistics (10 PM- 7AM)**  
**October 2021**

October				Calendar Year-To-Date		
10PM - 11PM Activity	2021	2020	Change	2021	2020	Change
<b>Air Carrier &amp; Commuter Operations</b>	<b>2,434</b>	<b>1,160</b>	<b>109.8%</b>	<b>19,668</b>	<b>14,632</b>	<b>34.4%</b>
American/Mesa/SkyWest/Envoy	0	0		2	0	100.0%
Delta/SkyWest Airlines	1	1	0.0%	12	9	33.3%
FedEx	0	0		0	0	
Hawaiian Airlines	0	0		3	1	200.0%
JetBlue Airways	0	0		0	22	-100.0%
Southwest Airlines	1	0	100.0%	33	0	100.0%
UPS	0	0		1	0	100.0%
<b>Subtotal 10PM-11PM</b>	<b>2</b>	<b>1</b>	<b>100.0%</b>	<b>51</b>	<b>32</b>	<b>59.4%</b>
<b>11PM- 7AM Activity</b>	<b>2021</b>	<b>2020</b>	<b>Change</b>	<b>2021</b>	<b>2020</b>	<b>Change</b>
American/Mesa/SkyWest/Envoy	0	0		0	0	
Delta/SkyWest Airlines	2	0	100.0%	2	0	100.0%
FedEx	0	0		0	0	
Hawaiian Airlines	0	0		0	2	-100.0%
JetBlue Airways	0	0		0	18	-100.0%
Southwest Airlines	0	0		2	0	100.0%
UPS	0	0		1	0	100.0%
<b>Subtotal 11PM-7AM</b>	<b>2</b>	<b>0</b>	<b>100.0%</b>	<b>5</b>	<b>20</b>	<b>-75.0%</b>
<b>TOTAL</b>	<b>4</b>	<b>1</b>	<b>300.0%</b>	<b>56</b>	<b>52</b>	<b>7.7%</b>

Notes:

0.2% (4 of 2,434) of total commercial operations occurred between 10pm - 7am.

0.1 flights - Nightly average for all late night (10:00 PM—7:00 AM) commercial flights, includes unanticipated delays.

0.1 flights - Nightly average for commercial flights after 11 PM.

<b>AIRPORT NOISE VIOLATIONS</b>						
<b>LGB Current Month &amp; Calendar Year-To-Date Statistics</b>						
<b>October 2021</b>						
<b>October</b>				<b>Calendar Year-To-Date</b>		
<b>Air Carrier Noise Violations</b>	<b>2021</b>	<b>2020</b>	<b>Change</b>	<b>2021</b>	<b>2020</b>	<b>Change</b>
American/Mesa/SkyWest/Envoy	0	0		0	0	
Delta/SkyWest Airlines	2	0	100.0%	2	1	100.0%
FedEx	0	0		0	0	
Hawaiian Airlines	0	0		0	2	-100.0%
JetBlue Airways	0	0		0	16	-100.0%
Southwest Airlines	0	0		1	0	100.0%
UPS	0	0		1	0	100.0%
<b>Subtotal</b>	<b>2</b>	<b>0</b>	<b>100.0%</b>	<b>4</b>	<b>19</b>	<b>-78.9%</b>
<b>Commuter Noise Violations</b>	<b>2021</b>	<b>2020</b>	<b>Change</b>	<b>2021</b>	<b>2020</b>	<b>Change</b>
American/Mesa/SkyWest/Envoy	0	0		0	0	
Delta/SkyWest Airlines	0	0		0	0	
<b>Subtotal</b>	<b>0</b>	<b>0</b>		<b>0</b>	<b>0</b>	
<b>Non-Commercial Noise Violations</b>	<b>2021</b>	<b>2020</b>	<b>Change</b>	<b>2021</b>	<b>2020</b>	<b>Change</b>
All GA, Charter & Other	11	17	-35.3%	120	98	22.4%
<b>TOTAL</b>	<b>13</b>	<b>17</b>	<b>-23.5%</b>	<b>124</b>	<b>117</b>	<b>6.0%</b>
<b>Monetary Fines</b>	<b>2021</b>	<b>2020</b>		<b>2021</b>	<b>2020</b>	
Airport Surcharges	\$800	\$700		\$4,100	\$8,400	
Consent Decree	\$0	\$0		\$0	\$78,000	
<b>TOTAL</b>	<b>\$800</b>	<b>\$700</b>		<b>\$4,100</b>	<b>\$86,400</b>	

<b>AIRPORT OPERATIONS</b>						
<b>LGB Current Month &amp; Calendar Year-To-Date Statistics</b>						
<b>October 2021</b>						
<b>October</b>				<b>Calendar Year-To-Date</b>		
<b>Airport Operations (FAA)</b>	<b>2021</b>	<b>2020</b>	<b>Change</b>	<b>2021</b>	<b>2020</b>	<b>Change</b>
Air Carrier + Commuter Carriers	2,434	1,160	109.8%	19,668	14,632	34.4%
Air Taxi + General Aviation	29,657	24,119	23.0%	272,982	223,148	22.3%
Military Operations	142	83	71.1%	1,082	1,044	3.6%
<b>Total Aircraft Operations</b>	<b>32,233</b>	<b>25,362</b>	<b>27.1%</b>	<b>293,732</b>	<b>238,824</b>	<b>23.0%</b>

Notes:

0.04% (13 of 32,233) of the Airport's total aircraft operations (Commercial & GA) resulted in an aircraft noise violation.  
0.1% (2 of 2,434) of the Airport's Commercial operations (Commercial & Commuter) resulted in an aircraft noise violation.

# AIRCRAFT NOISE VIOLATORS

## October 2021

OWNERNAME	DATE	TIME	A/D	RWY	FLIGHT #	A/C TYPE	ORIG/DEST	SEL	LIMIT	STATUS
GJC Funding XIII LLC	10/1/2021	0:01:10	A	30		GLF5		87.1	79.0	VIO
Falcon Executive Aviation Inc.	10/1/2021	4:54:43	D	30		C560		92.6	79.0	VIO
Private	10/1/2021	8:38:08	D	26R		P18		94.5	92.0	VIO
VCS Encore Inc.	10/2/2021	23:33:26	A	30		C560		86.9	79.0	VIO
SK Telecom	10/3/2021	22:10:03	D	30		G650		92.1	90.0	VIO
A & E Hawker LP	10/5/2021	5:22:38	A	30		BE40		86.5	79.0	VIO
Delta Air Lines / SkyWest Airlines	10/11/2021	23:04:35	A	30	SKW3892	E75L	SLC	92.8	79.0	VIO
Core Transport LLC	10/12/2021	23:15:27	D	30		C68A		84.2	79.0	VIO
Delta Air Lines / SkyWest Airlines	10/12/2021	23:42:21	A	30	SKW3892	E75L	SLC	92.2	79.0	VIO
AVIATION8 LLC	10/14/2021	23:40:13	A	30		F900		87.1	79.0	VIO
Career Aviation Co. Inc.	10/25/2021	20:13:19	D	30		B722		107.5	102.5	VIO
TS Aviation LLC	10/26/2021	23:30:57	A	30		GLF3		96.5	79.0	VIO
Delta Air Lines / SkyWest Airlines*	10/29/2021	22:17:45	A	30		B752		93.5	90.0	VIO

**DEFINITIONS:**

**A/C Type** — Aircraft Type

**A/D** — Arrival/Departure

**RWY** — Runway

**\*note:** Charter operation

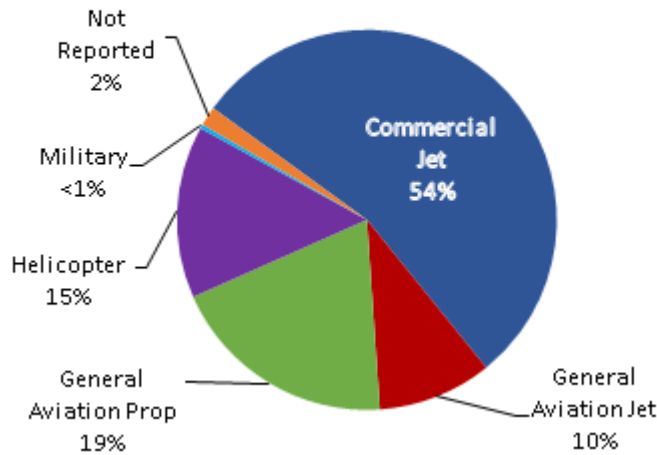
**SEL** — SENEL — Single Event Noise Exposure Level (dBA)

**VIO** — Violation

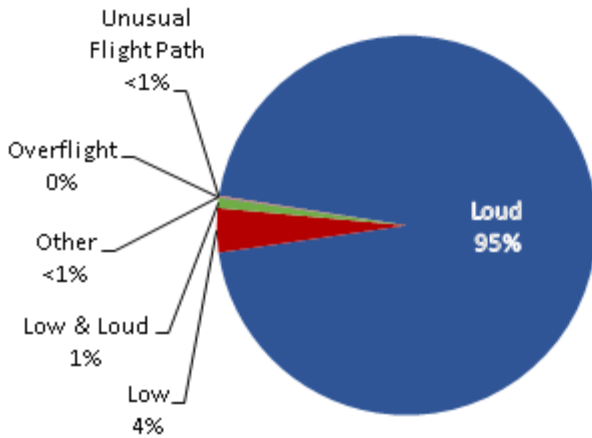
# LGB AIRCRAFT NOISE COMPLAINTS

October 2021

## Complaints by Aircraft Types



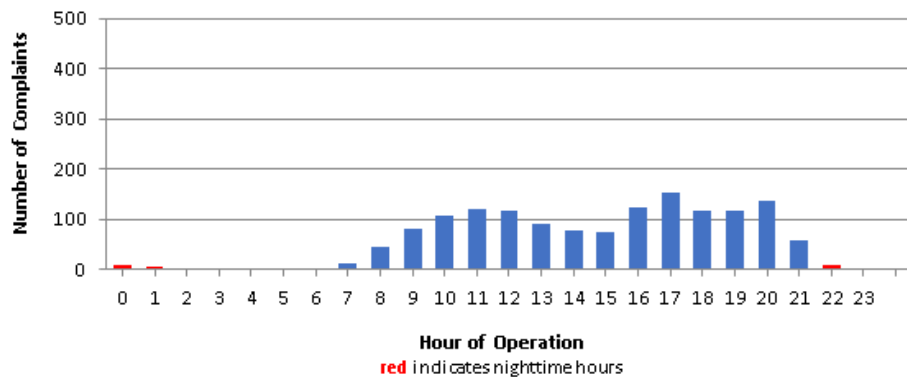
## Complaints by Concern



## Complaints by Zip Code

Zip Code	Complaints	Units
90242	2	1
90254	2	2
90277	1	1
90278	95	1
90731	2	1
90746	7	1
90803	1	1
90805	9	1
90807	44	15
90808	2	1
90815	4	4
92037	1	1
92612	24	1
92626	469	1
92627	5	1
92647	671	2
92648	100	8
92649	4	2
92651	1	1
92660	4	1
92661	5	1
92676	2	1
92677	1	1
Not Reported	4	4
<b>Grand Total</b>	<b>1,460</b>	<b>54</b>

## Complaints by Time of Operation





# long beach airport



## Long Beach Airport

4100 E. Donald Douglas Drive, Long Beach, CA 90808

[www.lgb.org](http://www.lgb.org) • [lgbapt@longbeach.gov](mailto:lgbapt@longbeach.gov)

Administration • (562) 570-2619