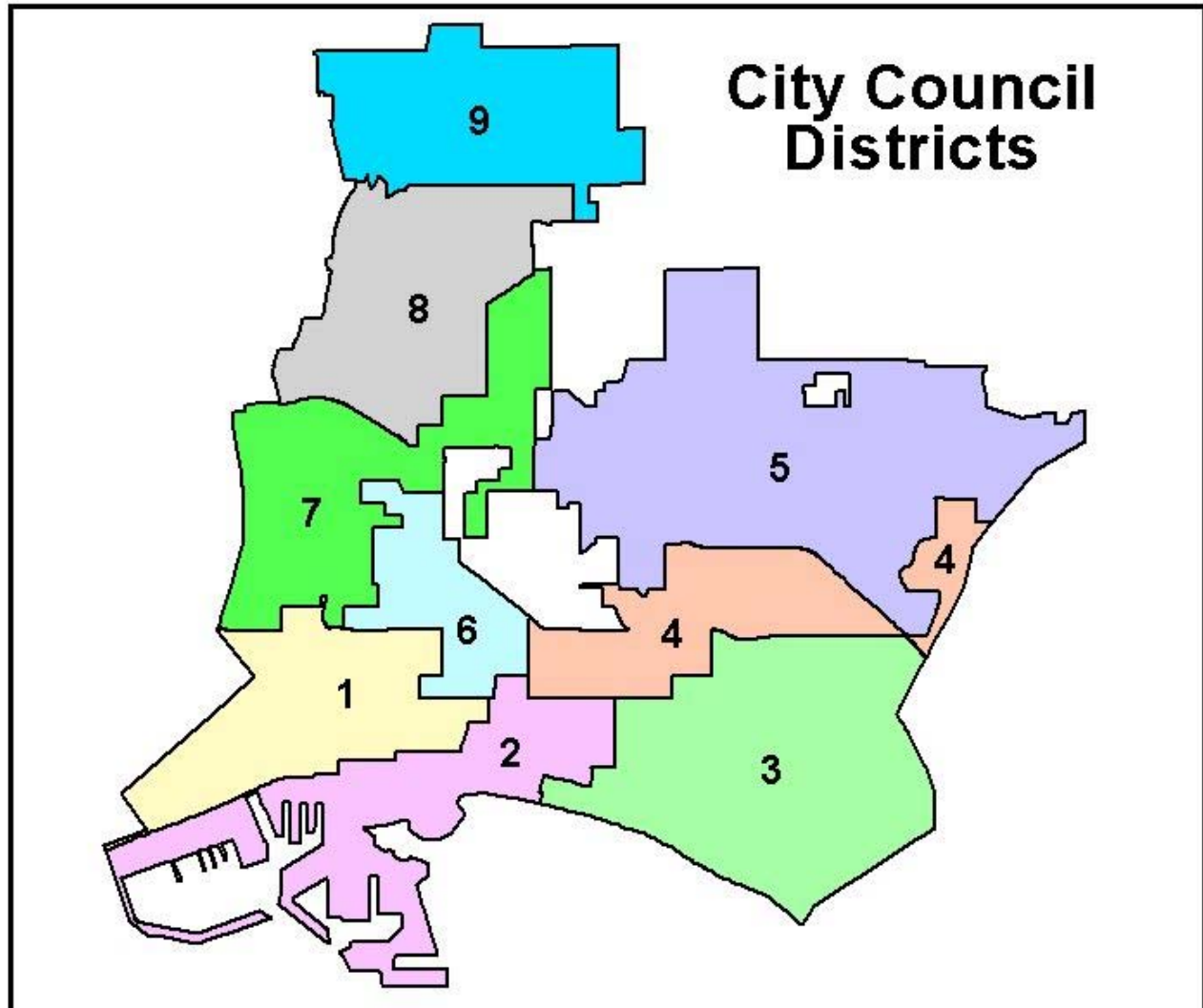


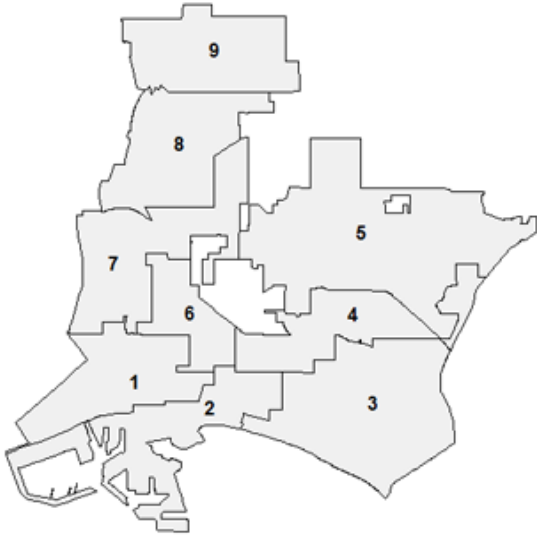
Mayor and City Council



Mission Statement

To develop policy and legislative actions that provide a safe, healthy environment and a high quality of life for those who live, learn, work in and visit the City of Long Beach.

Office of the Mayor



Mayor Robert Garcia

Population 462,257
(Based on 2010 Census)

City Hall Phone: (562) 570-6801

	Actual FY 16	Adopted* FY 17	Adjusted* FY 17	Proposed* FY 18
Revenues:				
Property Taxes	-	-	-	-
Other Taxes	-	-	-	-
Franchise Fees	-	-	-	-
Licenses and Permits	-	-	-	-
Fines and Forfeitures	-	-	-	-
Use of Money & Property	-	-	-	-
Revenue from Other Agencies	-	-	-	-
Charges for Services	-	-	-	-
Other Revenues	2,200	-	-	-
Interfund Services - Charges	-	-	-	-
Intrafund Services - General Fund Charges	-	-	-	-
Harbor & Water P/R Rev Trfs	-	-	-	-
Other Financing Sources	-	-	-	-
Operating Transfers	-	-	-	-
Total Revenues	2,200	-	-	-
Expenditures:				
Salaries, Wages and Benefits	738,415	780,577	778,991	813,217
Overtime	-	-	-	-
Materials, Supplies and Services	80,094	95,000	95,900	95,000
Internal Support	97,800	86,710	86,710	83,367
Capital Purchases	-	-	-	-
Debt Service	-	-	-	-
Transfers to Other Funds	-	-	-	-
Total Expenditures	916,310	962,287	961,601	991,585
Personnel (Full-time Equivalents)	6.45	6.45	6.45	6.45

* Amounts exclude all-years carryover.

Council District 1



Councilwoman Lena Gonzalez

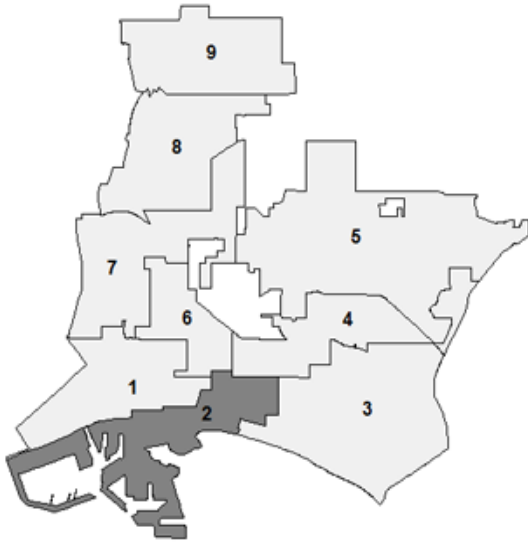
District Population 49,117
(Based on 2010 Census)

City Hall Phone: (562) 570-6919

	Actual FY 16	Adopted* FY 17	Adjusted* FY 17	Proposed* FY 18
Revenues:				
Property Taxes	-	-	-	-
Other Taxes	-	-	-	-
Franchise Fees	-	-	-	-
Licenses and Permits	-	-	-	-
Fines and Forfeitures	-	-	-	-
Use of Money & Property	-	-	-	-
Revenue from Other Agencies	-	-	-	-
Charges for Services	-	-	-	-
Other Revenues	-	-	-	-
Interfund Services - Charges	-	-	-	-
Intrafund Services - General Fund Charges	-	-	-	-
Harbor & Water P/R Rev Trsfs	-	-	-	-
Other Financing Sources	-	-	-	-
Operating Transfers	-	-	-	-
	-----	-----	-----	-----
Total Revenues	-	-	-	-
Expenditures:				
Salaries, Wages and Benefits	334,181	383,226	379,884	398,515
Overtime	110	-	-	-
Materials, Supplies and Services	33,290	17,250	17,628	17,250
Internal Support	50,348	53,818	53,818	53,919
Capital Purchases	-	-	-	-
Debt Service	-	-	-	-
Transfers to Other Funds	-	-	-	-
	-----	-----	-----	-----
Total Expenditures	417,929	454,294	451,330	469,684
Personnel (Full-time Equivalents)	4.38	4.00	4.00	4.00

* Amounts exclude all-years carryover.

Council District 2



Councilmember Jeannine Pearce

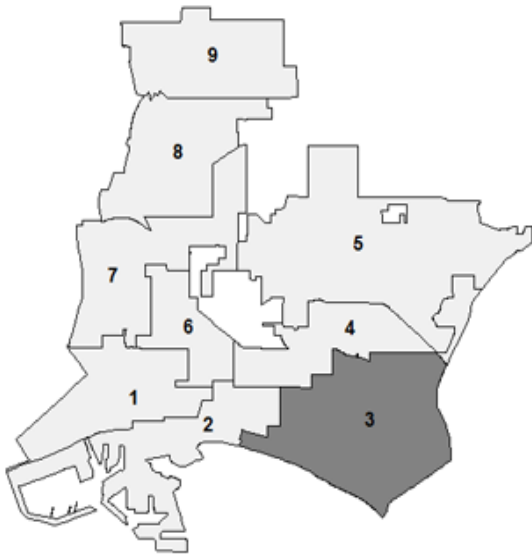
District Population 51,218
(Based on 2010 Census)

City Hall Phone: (562) 570-2222

	Actual FY 16	Adopted* FY 17	Adjusted* FY 17	Proposed* FY 18
Revenues:				
Property Taxes	-	-	-	-
Other Taxes	-	-	-	-
Franchise Fees	-	-	-	-
Licenses and Permits	-	-	-	-
Fines and Forfeitures	-	-	-	-
Use of Money & Property	-	-	-	-
Revenue from Other Agencies	-	-	-	-
Charges for Services	-	-	-	-
Other Revenues	-	-	-	-
Interfund Services - Charges	-	-	-	-
Intrafund Services - General Fund Charges	-	-	-	-
Harbor & Water P/R Rev Trsfs	-	-	-	-
Other Financing Sources	-	-	-	-
Operating Transfers	-	-	-	-
	-----	-----	-----	-----
Total Revenues	-	-	-	-
Expenditures:				
Salaries, Wages and Benefits	345,366	392,916	391,049	405,947
Overtime	1,421	-	-	-
Materials, Supplies and Services	30,284	5,598	5,598	5,598
Internal Support	59,052	55,780	55,780	58,140
Capital Purchases	-	-	-	-
Debt Service	-	-	-	-
Transfers to Other Funds	-	-	-	-
	-----	-----	-----	-----
Total Expenditures	436,122	454,294	452,427	469,684
Personnel (Full-time Equivalents)	4.00	4.00	4.00	4.00

* Amounts exclude all-years carryover.

Council District 3



Councilwoman Suzie Price

District Population: 52,320
(Based on 2010 Census)

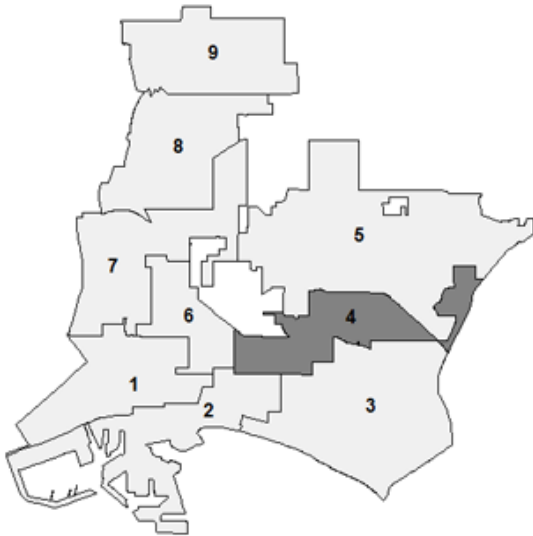
City Hall Phone: (562) 570-6300

Field Office Phone: (562) 570-8756

	Actual FY 16	Adopted* FY 17	Adjusted* FY 17	Proposed* FY 18
Revenues:				
Property Taxes	-	-	-	-
Other Taxes	-	-	-	-
Franchise Fees	-	-	-	-
Licenses and Permits	-	-	-	-
Fines and Forfeitures	-	-	-	-
Use of Money & Property	-	-	-	-
Revenue from Other Agencies	-	-	-	-
Charges for Services	-	-	-	-
Other Revenues	-	-	-	-
Interfund Services - Charges	-	-	-	-
Intrafund Services - General Fund Charges	-	-	-	-
Harbor & Water P/R Rev Trsfs	-	-	-	-
Other Financing Sources	-	-	-	-
Operating Transfers	-	-	-	-
Total Revenues	-	-	-	-
Expenditures:				
Salaries, Wages and Benefits	355,298	378,021	375,514	391,002
Overtime	-	-	-	-
Materials, Supplies and Services	32,449	31,738	32,736	31,738
Internal Support	45,346	44,535	44,535	46,945
Capital Purchases	-	-	-	-
Debt Service	-	-	-	-
Transfers to Other Funds	-	-	-	-
Total Expenditures	433,093	454,294	452,785	469,684
Personnel (Full-time Equivalents)	3.88	3.88	3.88	3.88

* Amounts exclude all-years carryover.

Council District 4



Councilmember Daryl Supernaw

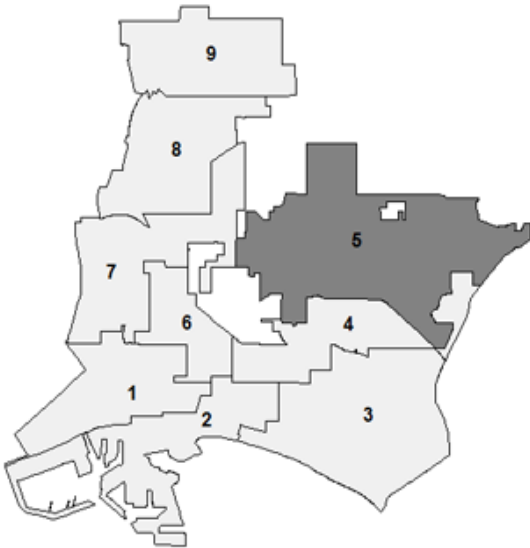
District Population 51,456
(Based on 2010 Census)

City Hall Phone: (562) 570-4444

	Actual FY 16	Adopted* FY 17	Adjusted* FY 17	Proposed* FY 18
Revenues:				
Property Taxes	-	-	-	-
Other Taxes	-	-	-	-
Franchise Fees	-	-	-	-
Licenses and Permits	-	-	-	-
Fines and Forfeitures	-	-	-	-
Use of Money & Property	-	-	-	-
Revenue from Other Agencies	-	-	-	-
Charges for Services	-	-	-	-
Other Revenues	91	-	-	-
Interfund Services - Charges	-	-	-	-
Intrafund Services - General Fund Charges	-	-	-	-
Harbor & Water P/R Rev Trsfs	-	-	-	-
Other Financing Sources	-	-	-	-
Operating Transfers	-	-	-	-
	-----	-----	-----	-----
Total Revenues	91	-	-	-
Expenditures:				
Salaries, Wages and Benefits	222,413	390,164	386,822	406,391
Overtime	-	-	-	-
Materials, Supplies and Services	4,565	10,500	10,500	10,500
Internal Support	44,868	53,630	53,630	52,793
Capital Purchases	-	-	-	-
Debt Service	-	-	-	-
Transfers to Other Funds	-	-	-	-
	-----	-----	-----	-----
Total Expenditures	271,845	454,294	450,952	469,684
Personnel (Full-time Equivalents)	4.25	5.00	5.00	5.00

* Amounts exclude all-years carryover.

Council District 5



Councilwoman Stacy Mungo

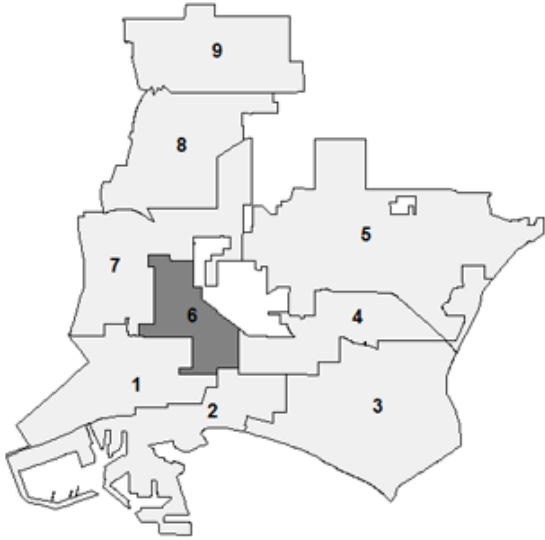
District Population 49,852
(Based on 2010 Census)

City Hall Phone: (562) 570-5555

	Actual FY 16	Adopted* FY 17	Adjusted* FY 17	Proposed* FY 18
Revenues:				
Property Taxes	-	-	-	-
Other Taxes	-	-	-	-
Franchise Fees	-	-	-	-
Licenses and Permits	-	-	-	-
Fines and Forfeitures	-	-	-	-
Use of Money & Property	-	-	-	-
Revenue from Other Agencies	-	-	-	-
Charges for Services	-	-	-	-
Other Revenues	-	-	-	-
Interfund Services - Charges	-	-	-	-
Intrafund Services - General Fund Charges	-	-	-	-
Harbor & Water P/R Rev Trsfs	-	-	-	-
Other Financing Sources	-	-	-	-
Operating Transfers	-	-	-	-
	-----	-----	-----	-----
Total Revenues	-	-	-	-
Expenditures:				
Salaries, Wages and Benefits	357,125	382,114	382,529	400,406
Overtime	-	-	-	-
Materials, Supplies and Services	40,222	9,000	9,000	9,000
Internal Support	49,888	63,179	63,179	60,278
Capital Purchases	-	-	-	-
Debt Service	-	-	-	-
Transfers to Other Funds	-	-	-	-
	-----	-----	-----	-----
Total Expenditures	447,235	454,294	454,709	469,684
Personnel (Full-time Equivalents)	4.10	4.65	4.65	4.65

* Amounts exclude all-years carryover.

Council District 6



Councilman Dee Andrews

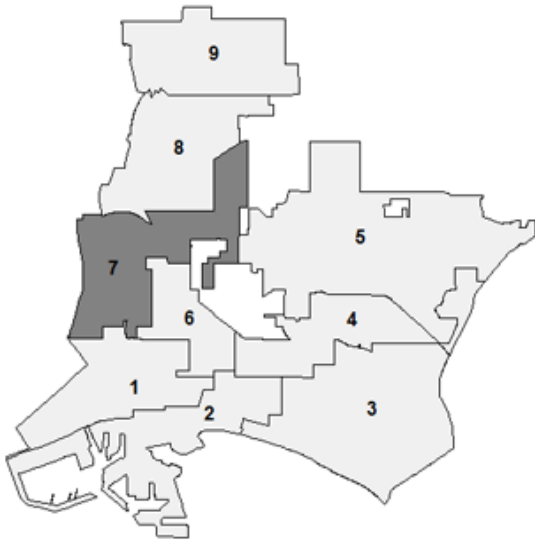
District Population 49,444
(Based on 2010 Census)

City Hall Phone: (562) 570-6816

	Actual FY 16	Adopted* FY 17	Adjusted* FY 17	Proposed* FY 18
Revenues:				
Property Taxes	-	-	-	-
Other Taxes	-	-	-	-
Franchise Fees	-	-	-	-
Licenses and Permits	-	-	-	-
Fines and Forfeitures	-	-	-	-
Use of Money & Property	-	-	-	-
Revenue from Other Agencies	-	-	-	-
Charges for Services	-	-	-	-
Other Revenues	-	-	-	-
Interfund Services - Charges	-	-	-	-
Intrafund Services - General Fund Charges	-	-	-	-
Harbor & Water P/R Rev Trsfs	-	-	-	-
Other Financing Sources	-	-	-	-
Operating Transfers	-	-	-	-
	-----	-----	-----	-----
Total Revenues	-	-	-	-
Expenditures:				
Salaries, Wages and Benefits	377,656	380,862	380,279	396,650
Overtime	-	-	-	-
Materials, Supplies and Services	14,155	8,140	6,218	8,140
Internal Support	61,744	65,293	65,293	64,895
Capital Purchases	-	-	-	-
Debt Service	-	-	-	-
Transfers to Other Funds	-	-	-	-
	-----	-----	-----	-----
Total Expenditures	453,554	454,294	451,790	469,684
Personnel (Full-time Equivalents)	4.00	4.00	4.00	4.00

* Amounts exclude all-years carryover.

Council District 7



Councilmember Roberto Uranga

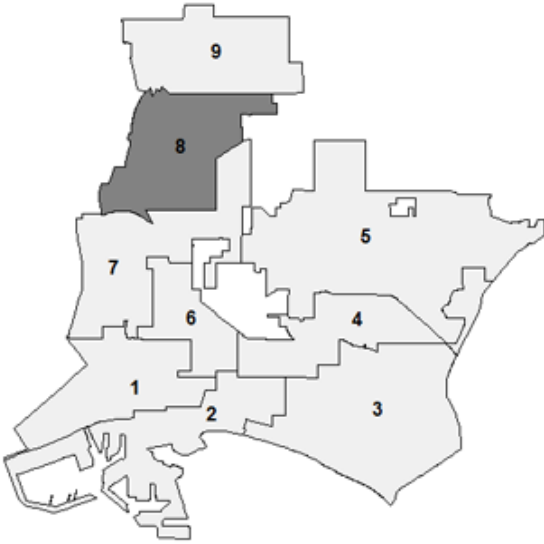
District Population 52,013
(Based on 2010 Census)

City Hall Phone: (562) 570-7777

	Actual FY 16	Adopted* FY 17	Adjusted* FY 17	Proposed* FY 18
Revenues:				
Property Taxes	-	-	-	-
Other Taxes	-	-	-	-
Franchise Fees	-	-	-	-
Licenses and Permits	-	-	-	-
Fines and Forfeitures	-	-	-	-
Use of Money & Property	-	-	-	-
Revenue from Other Agencies	-	-	-	-
Charges for Services	-	-	-	-
Other Revenues	150	-	-	-
Interfund Services - Charges	-	-	-	-
Intrafund Services - General Fund Charges	-	-	-	-
Harbor & Water P/R Rev Trsfs	-	-	-	-
Other Financing Sources	-	-	-	-
Operating Transfers	-	-	-	-
	-----	-----	-----	-----
Total Revenues	150	-	-	-
Expenditures:				
Salaries, Wages and Benefits	311,445	394,495	391,153	411,714
Overtime	-	-	-	-
Materials, Supplies and Services	32,925	6,950	8,400	6,950
Internal Support	59,359	52,849	52,849	51,020
Capital Purchases	-	-	-	-
Debt Service	-	-	-	-
Transfers to Other Funds	-	-	-	-
	-----	-----	-----	-----
Total Expenditures	403,729	454,294	452,401	469,684
Personnel (Full-time Equivalents)	4.50	4.50	4.50	4.50

* Amounts exclude all-years carryover.

Council District 8



Councilman Al Austin

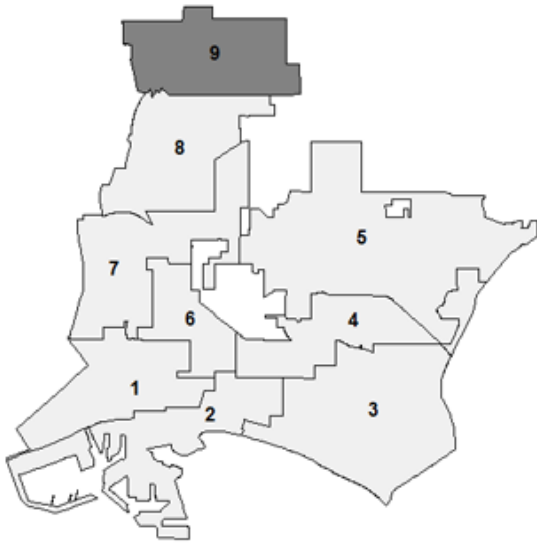
District Population 53,009
(Based on 2010 Census)

City Hall Phone: (562) 570-6685

	Actual FY 16	Adopted* FY 17	Adjusted* FY 17	Proposed* FY 18
Revenues:				
Property Taxes	-	-	-	-
Other Taxes	-	-	-	-
Franchise Fees	-	-	-	-
Licenses and Permits	-	-	-	-
Fines and Forfeitures	-	-	-	-
Use of Money & Property	-	-	-	-
Revenue from Other Agencies	-	-	-	-
Charges for Services	-	-	-	-
Other Revenues	-	-	-	-
Interfund Services - Charges	-	-	-	-
Intrafund Services - General Fund Charges	-	-	-	-
Harbor & Water P/R Rev Trsfs	-	-	-	-
Other Financing Sources	-	-	-	-
Operating Transfers	-	-	-	-
	-----	-----	-----	-----
Total Revenues	-	-	-	-
Expenditures:				
Salaries, Wages and Benefits	388,839	401,248	398,742	419,531
Overtime	-	-	-	-
Materials, Supplies and Services	15,085	5,234	5,234	5,234
Internal Support	47,096	47,811	47,811	44,918
Capital Purchases	-	-	-	-
Debt Service	-	-	-	-
Transfers to Other Funds	-	-	-	-
	-----	-----	-----	-----
Total Expenditures	451,021	454,294	451,787	469,684
Personnel (Full-time Equivalents)	4.40	4.55	4.55	4.55

* Amounts exclude all-years carryover.

Council District 9



Vice Mayor Rex Richardson

District Population 53,828
(Based on 2010 Census)

City Hall Phone: (562) 570-6137

Field Office Phone: (562) 570-3319

	Actual FY 16	Adopted* FY 17	Adjusted* FY 17	Proposed* FY 18
Revenues:				
Property Taxes	-	-	-	-
Other Taxes	-	-	-	-
Franchise Fees	-	-	-	-
Licenses and Permits	-	-	-	-
Fines and Forfeitures	-	-	-	-
Use of Money & Property	-	-	-	-
Revenue from Other Agencies	-	-	-	-
Charges for Services	-	-	-	-
Other Revenues	-	-	-	-
Interfund Services - Charges	-	-	-	-
Intrafund Services - General Fund Charges	-	-	-	-
Harbor & Water P/R Rev Trsfs	-	-	-	-
Other Financing Sources	-	-	-	-
Operating Transfers	75,000	-	35,000	-
Total Revenues	75,000	-	35,000	-
Expenditures:				
Salaries, Wages and Benefits	358,952	385,143	381,801	400,888
Overtime	-	-	-	-
Materials, Supplies and Services	59,535	19,786	54,786	19,786
Internal Support	45,215	49,365	49,365	49,011
Capital Purchases	-	-	-	-
Debt Service	-	-	-	-
Transfers to Other Funds	-	-	-	-
Total Expenditures	463,702	454,294	485,952	469,684
Personnel (Full-time Equivalents)	4.50	4.50	4.50	4.50

* Amounts exclude all-years carryover.

Legislative Department Administration

Legislative Department Administration provides administrative support to the Mayor's Office and nine Council Districts. Contractual services, citywide community meetings, office equipment and supplies for the Mayor's Office and Council Districts are provided through Department Administration.

	Actual FY 16	Adopted* FY 17	Adjusted* FY 17	Proposed* FY 18
Revenues:				
Property Taxes	-	-	-	-
Other Taxes	-	-	-	-
Franchise Fees	-	-	-	-
Licenses and Permits	-	-	-	-
Fines and Forfeitures	-	-	-	-
Use of Money & Property	-	-	-	-
Revenue from Other Agencies	-	-	-	-
Charges for Services	-	-	-	-
Other Revenues	-	-	-	-
Interfund Services - Charges	-	-	-	-
Intrafund Services - General Fund Charges	-	-	-	-
Harbor & Water P/R Rev Trsfs	-	-	-	-
Other Financing Sources	-	-	-	-
Operating Transfers	-	-	-	-
	-----	-----	-----	-----
Total Revenues	-	-	-	-
Expenditures:				
Salaries, Wages and Benefits	272,756	217,580	218,065	232,789
Overtime	-	-	-	-
Materials, Supplies and Services	23,716	75,792	75,792	75,792
Internal Support	54,099	63,271	63,271	59,316
Capital Purchases	-	-	-	-
Debt Service	-	-	-	-
Transfers to Other Funds	-	-	-	-
	-----	-----	-----	-----
Total Expenditures	350,570	356,643	357,127	367,897
Personnel (Full-time Equivalents)	2.00	2.00	2.00	2.00

* Amounts exclude all-years carryover.

Financial Summary by Category

	Actual	Adopted*	Adjusted*	Proposed*
	FY 16	FY 17	FY 17	FY 18
Revenues:				
Property Taxes	-	-	-	-
Other Taxes	-	-	-	-
Franchise Fees	-	-	-	-
Licenses and Permits	-	-	-	-
Fines and Forfeitures	-	-	-	-
Use of Money & Property	-	-	-	-
Revenue from Other Agencies	-	-	-	-
Charges for Services	-	-	-	-
Other Revenues	2,441	-	-	-
Interfund Services - Charges	-	-	-	-
Intrafund Services - General Fund Charges	-	-	-	-
Harbor & Water P/R Rev Trsfs	-	-	-	-
Other Financing Sources	-	-	-	-
Operating Transfers	75,000	-	35,000	-
	-----	-----	-----	-----
Total Revenues	77,441	-	35,000	-
Expenditures:				
Salaries, Wages and Benefits	4,062,446	4,486,346	4,464,829	4,677,050
Overtime	1,531	-	-	-
Materials, Supplies and Services	366,320	284,987	321,791	284,987
Internal Support	614,814	636,241	636,241	624,601
Capital Purchases	-	-	-	-
Debt Service	-	-	-	-
Transfers to Other Funds	-	-	-	-
	-----	-----	-----	-----
Total Expenditures	5,045,111	5,407,574	5,422,861	5,586,638
Personnel (Full-time Equivalents)	46.46	47.53	47.53	47.53

* Amounts exclude all-years carryover.

Personnel Summary

Classification	FY 16 Adopt FTE	FY 17 Adopt FTE	FY 18 Prop FTE	FY 17 Adopted Budget	FY 18 Proposed Budget
City Mayor	1.00	1.00	1.00	140,499	143,267
Administrative Aide I	2.63	-	1.00	-	51,231
Administrative Aide II	4.00	4.00	4.00	227,185	226,180
Administrative Analyst II	1.00	1.00	1.00	77,711	83,836
Administrative Analyst III	2.00	1.00	1.00	90,939	77,286
Administrative Intern-NC/H30	-	0.40	0.40	10,067	10,472
Administrative Intern-NC/H32	0.25	-	-	-	-
Administrative Intern-NC/H36	0.75	-	-	-	-
Administrative Intern-NC/H38	-	1.00	1.00	34,552	35,944
Administrative Intern-NC/H41	0.88	0.50	0.50	20,877	21,717
Administrative Intern-NC/H43	-	0.50	0.50	23,003	23,930
Administrative Intern-NC/H44	-	0.75	0.75	36,264	37,725
Assistant Administrative Analyst I	3.50	1.00	1.00	54,148	54,369
Chief of Staff-Council	8.00	9.00	9.00	815,720	808,924
Chief of Staff-Mayor	1.00	1.00	1.00	135,254	140,719
City Council Member	9.00	9.00	9.00	316,157	322,385
Clerk III-NC	0.60	-	-	-	-
Clerk Typist II	3.40	2.00	1.00	82,919	44,208
Clerk Typist III	2.00	1.00	1.00	48,573	42,514
Clerk Typist IV	0.50	-	-	-	-
Innovation Deputy *	1.00	1.00	1.00	121,465	126,372
Legislative Assistant	4.00	11.55	11.55	563,654	557,160
Legislative Assistant-NC	0.50	1.38	1.38	59,750	62,798
Senior Advisor to the Mayor	0.45	0.45	0.45	58,441	60,795
Subtotal Salaries	----- 46.46	----- 47.53	----- 47.53	----- 2,917,178	----- 2,922,836
Overtime	-	-	-	-	-
Fringe Benefits	-	-	-	1,698,791	1,727,478
Administrative Overhead	-	-	-	59,966	60,076
Attrition/Salary Savings	-	-	-	(13,448)	143,381
Expenditure Transfer	-	-	-	(176,141)	(176,721)
Total	----- 46.46	----- 47.53	----- 47.53	----- 4,486,346	----- 4,677,050

*Position funded by the Bloomberg Innovation Team Grant.

Contact Information

333 W. Ocean Boulevard, 14th Floor
Long Beach, CA 90802
Phone: (562) 570-6801
Fax: (562) 570-6538
www.longbeach.gov

