

Estimating Your Residential Winter (Nov. 1 - April 30) Monthly Gas Bill*


Historical Monthly Usage (Therms)	LBER Posted Core Commodity Charge (\$/Therm)													
	\$ 0.200	\$ 0.300	\$ 0.400	\$ 0.500	\$ 0.600	\$ 0.700	\$ 0.800	\$ 0.900	\$ 1.000	\$ 1.100	\$ 1.200	\$ 1.300	\$ 1.400	\$ 1.500
30	\$ 29.04	\$ 32.04	\$ 35.04	\$ 38.04	\$ 41.04	\$ 44.04	\$ 47.04	\$ 50.04	\$ 53.04	\$ 56.04	\$ 59.04	\$ 62.04	\$ 65.04	\$ 68.04
40	\$ 37.02	\$ 41.02	\$ 45.02	\$ 49.02	\$ 53.02	\$ 57.02	\$ 61.02	\$ 65.02	\$ 69.02	\$ 73.02	\$ 77.02	\$ 81.02	\$ 85.02	\$ 89.02
50	\$ 45.00	\$ 50.00	\$ 55.00	\$ 60.00	\$ 65.00	\$ 70.00	\$ 75.00	\$ 80.00	\$ 85.00	\$ 90.00	\$ 95.00	\$ 100.00	\$ 105.00	\$ 110.00
60	\$ 55.06	\$ 61.06	\$ 67.06	\$ 73.06	\$ 79.06	\$ 85.06	\$ 91.06	\$ 97.06	\$ 103.06	\$ 109.06	\$ 115.06	\$ 121.06	\$ 127.06	\$ 133.06
70	\$ 65.64	\$ 72.64	\$ 79.64	\$ 86.64	\$ 93.64	\$ 100.64	\$ 107.64	\$ 114.64	\$ 121.64	\$ 128.64	\$ 135.64	\$ 142.64	\$ 149.64	\$ 156.64
80	\$ 76.22	\$ 84.22	\$ 92.22	\$ 100.22	\$ 108.22	\$ 116.22	\$ 124.22	\$ 132.22	\$ 140.22	\$ 148.22	\$ 156.22	\$ 164.22	\$ 172.22	\$ 180.22
90	\$ 86.80	\$ 95.80	\$ 104.80	\$ 113.80	\$ 122.80	\$ 131.80	\$ 140.80	\$ 149.80	\$ 158.80	\$ 167.80	\$ 176.80	\$ 185.80	\$ 194.80	\$ 203.80
100	\$ 97.38	\$ 107.38	\$ 117.38	\$ 127.38	\$ 137.38	\$ 147.38	\$ 157.38	\$ 167.38	\$ 177.38	\$ 187.38	\$ 197.38	\$ 207.38	\$ 217.38	\$ 227.38
110	\$ 107.96	\$ 118.96	\$ 129.96	\$ 140.96	\$ 151.96	\$ 162.96	\$ 173.96	\$ 184.96	\$ 195.96	\$ 206.96	\$ 217.96	\$ 228.96	\$ 239.96	\$ 250.96
120	\$ 118.54	\$ 130.54	\$ 142.54	\$ 154.54	\$ 166.54	\$ 178.54	\$ 190.54	\$ 202.54	\$ 214.54	\$ 226.54	\$ 238.54	\$ 250.54	\$ 262.54	\$ 274.54
130	\$ 129.12	\$ 142.12	\$ 155.12	\$ 168.12	\$ 181.12	\$ 194.12	\$ 207.12	\$ 220.12	\$ 233.12	\$ 246.12	\$ 259.12	\$ 272.12	\$ 285.12	\$ 298.12
140	\$ 139.70	\$ 153.70	\$ 167.70	\$ 181.70	\$ 195.70	\$ 209.70	\$ 223.70	\$ 237.70	\$ 251.70	\$ 265.70	\$ 279.70	\$ 293.70	\$ 307.70	\$ 321.70
150	\$ 150.28	\$ 165.28	\$ 180.28	\$ 195.28	\$ 210.28	\$ 225.28	\$ 240.28	\$ 255.28	\$ 270.28	\$ 285.28	\$ 300.28	\$ 315.28	\$ 330.28	\$ 345.28
160	\$ 160.86	\$ 176.86	\$ 192.86	\$ 208.86	\$ 224.86	\$ 240.86	\$ 256.86	\$ 272.86	\$ 288.86	\$ 304.86	\$ 320.86	\$ 336.86	\$ 352.86	\$ 368.86
170	\$ 171.44	\$ 188.44	\$ 205.44	\$ 222.44	\$ 239.44	\$ 256.44	\$ 273.44	\$ 290.44	\$ 307.44	\$ 324.44	\$ 341.44	\$ 358.44	\$ 375.44	\$ 392.44
180	\$ 182.02	\$ 200.02	\$ 218.02	\$ 236.02	\$ 254.02	\$ 272.02	\$ 290.02	\$ 308.02	\$ 326.02	\$ 344.02	\$ 362.02	\$ 380.02	\$ 398.02	\$ 416.02
190	\$ 192.60	\$ 211.60	\$ 230.60	\$ 249.60	\$ 268.60	\$ 287.60	\$ 306.60	\$ 325.60	\$ 344.60	\$ 363.60	\$ 382.60	\$ 401.60	\$ 420.60	\$ 439.60
200	\$ 203.18	\$ 223.18	\$ 243.18	\$ 263.18	\$ 283.18	\$ 303.18	\$ 323.18	\$ 343.18	\$ 363.18	\$ 383.18	\$ 403.18	\$ 423.18	\$ 443.18	\$ 463.18

* 31 day month with billing cycle starting on 1st day of month and ending on last day of month




How to Estimate your next bill:

1. Look at your most current gas bill for your historical gas usage, In this example we'll use Feb. '18 usage to estimate Feb. '19 bill



CITY OF LONG BEACH
UTILITY CUSTOMER SERVICE
333 WEST OCEAN BOULEVARD
LONG BEACH, CA 90802-4664

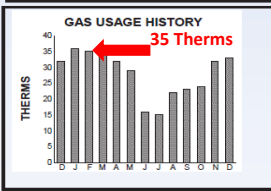


CUSTOMER SERVICE: (562) 570-5700
PAY BY PHONE: (833) 408-8405
WWW.LONGBEACH.GOV/UTILITYBILLING

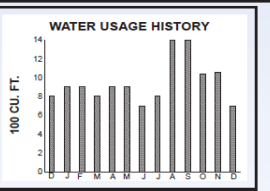
ACCOUNT INFORMATION

ACCOUNT NUMBER: 1234567890
ACCOUNT NAME: JOHN DOE
SERVICE ADDRESS: 1629 E MAIN ST
BILLING DATE: 12/28/18

HISTORICAL USAGE



GAS USAGE HISTORY
35 Therms



WATER USAGE HISTORY

Water Usage	CCF/Day	Gal/Day
ThisYear	0.23	172

SPECIAL MESSAGE

REGULAR BILL

GAS \$68.31

SERVICE PERIOD: 11/27/18 TO 12/27/18
METER READ: 1471 - 1503

	THERMS (30 DAYS)	RATE	TOTAL
GAS SERVICE CHARGE	33	0.164400	4.93
TIER I USAGE	33	0.597900	19.73
COST OF GAS	33	1.270303	41.92
(AB32) CA CARBON REDUCTION			1.32
(AB797) CA SOLAR THERMAL			0.41

WATER/SEWER \$43.10

SERVICE PERIOD: 11/27/18 TO 12/27/18
METER READ: 3405 - 3412

	100 CU. FT. (30 DAYS)	RATE	TOTAL
WATER SERVICE CHARGE	6	0.5870	17.61
TIER I USAGE	1	2.0520	12.31
TIER II USAGE	1	3.9280	3.93

SEWER SERVICE CHARGE (30 DAYS) 6.75
SEWER USAGE 7 0.3570 2.50

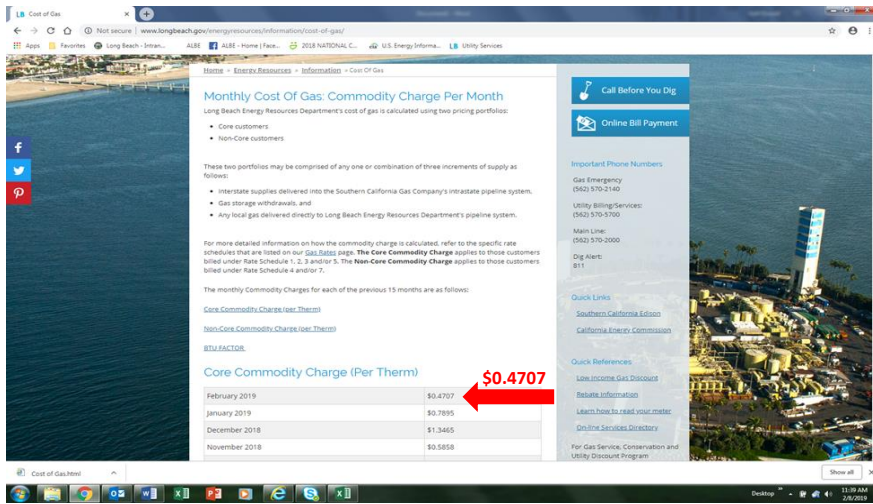
REFUSE \$24.11

SERVICE PERIOD: 11/28/18 TO 12/28/18
REFUSE SERVICE CHARGE (30 DAYS) 0.8037 24.11

ACCOUNT ACTIVITY

PREVIOUS BILL	\$141.07
PAYMENT RECEIVED - 12/11/18	\$-141.07
BALANCE FORWARD	\$0.00
NEW CHARGES (GAS, WATER, SEWER, REFUSE)	\$135.52

2. Go to Energy Resources website to find the Feb. '19 Core Commodity Charge <http://www.longbeach.gov/energyresources/information/cost-of-gas/>



3. Round up the Feb. '18 historical usage to 40 Therms
Round up the Feb. '19 Core Commodity Charge to \$0.50/Therm

Estimating Your Residential Winter (Nov. 1 - April 30) Monthly Gas Bill*														
Historical Monthly Usage (Therms)	LBER Posted Core Commodity Charge (\$/Therm)													
	\$ 0.200	\$ 0.300	\$ 0.400	\$ 0.500	\$ 0.600	\$ 0.700	\$ 0.800	\$ 0.900	\$ 1.000	\$ 1.100	\$ 1.200	\$ 1.300	\$ 1.400	\$ 1.500
30	\$ 29.04	\$ 32.04	\$ 35.04	\$ 38.04	\$ 41.04	\$ 44.04	\$ 47.04	\$ 50.04	\$ 53.04	\$ 56.04	\$ 59.04	\$ 62.04	\$ 65.04	\$ 68.04
40	\$ 35.04	\$ 38.04	\$ 41.04	\$ 44.04	\$ 47.04	\$ 50.04	\$ 53.04	\$ 56.04	\$ 59.04	\$ 62.04	\$ 65.04	\$ 68.04	\$ 71.04	\$ 74.04
50	\$ 41.04	\$ 44.04	\$ 47.04	\$ 50.04	\$ 53.04	\$ 56.04	\$ 59.04	\$ 62.04	\$ 65.04	\$ 68.04	\$ 71.04	\$ 74.04	\$ 77.04	\$ 80.04
60	\$ 47.04	\$ 50.04	\$ 53.04	\$ 56.04	\$ 59.04	\$ 62.04	\$ 65.04	\$ 68.04	\$ 71.04	\$ 74.04	\$ 77.04	\$ 80.04	\$ 83.04	\$ 86.04
70	\$ 53.04	\$ 56.04	\$ 59.04	\$ 62.04	\$ 65.04	\$ 68.04	\$ 71.04	\$ 74.04	\$ 77.04	\$ 80.04	\$ 83.04	\$ 86.04	\$ 89.04	\$ 92.04
80	\$ 59.04	\$ 62.04	\$ 65.04	\$ 68.04	\$ 71.04	\$ 74.04	\$ 77.04	\$ 80.04	\$ 83.04	\$ 86.04	\$ 89.04	\$ 92.04	\$ 95.04	\$ 98.04
90	\$ 65.04	\$ 68.04	\$ 71.04	\$ 74.04	\$ 77.04	\$ 80.04	\$ 83.04	\$ 86.04	\$ 89.04	\$ 92.04	\$ 95.04	\$ 98.04	\$ 101.04	\$ 104.04

If you use about the same amount of gas in Feb. '19 as you did in Feb. '18, your Feb. '19 gas bill would then be approximately \$49.00