

Airport Advisory Commission

Bob Luskin
Chair

Carol Soccio
Vice Chair

Bruce Alton

Elizabeth Cruz

Gerald Mineghino

Phyllis Ortman

Don Temple



Airport Management

Mario Rodriguez
Airport Director

Christine Edwards
Operations Bureau Manager

Claudia Lewis
Administrative Officer

Juan López-Rios
Leasing & Development Officer

Sharon Diggs-Jackson
Public Affairs Officer

Nancy Trent
Facilities Management Officer

Fred Peña
Superintendent of Airside Operations

Mario Fabila
Superintendent of Noise Compliance

Lt. John Blood
Acting Superintendent of Security

Chris Kunze
Special Airport Advisor



Long Beach Airport Monthly Updates July 2009

Quieter Home Program

On September 16, 2008, Council authorized the City Manager to enter into a contract with C&S Companies for program design, management and construction management services for the Residential Sound Attenuation Program, now titled the "Long Beach Quieter Homes Program." Staff has been working with C&S over the past several months in the formative stages of the Program. The following information will provide an update as to what has been accomplished to-date, and what is on the horizon regarding Program implementation.



Fundamental Program Goals

The goal of the Long Beach Airport land use compatibility program is to comply with Title 21 of the California State Code and federal guidelines. Specifically, the Program will be consistent with guidelines stated in Federal Aviation Administration (FAA) Order 5100.38C, Airport Improvement Program Handbook and Report No. DOT/FAA/PP-92-5, Guidelines for the Sound Insulation of Residences Exposed to Aircraft Operations. The Program's acoustic goals, as stated in Order 5100.38C are twofold:

- Target interior noise levels in all noise-sensitive habitable areas at 45 decibels (dB) Community Noise Equivalent Level (CNEL) OR LESS.
- Achieve at least a five (5) dB improvement in the Noise Level Reduction (NLR) in each noise-sensitive habitable space. A five (5) dB change would be perceived by the average person and any residential noise insulation project should be designed to provide at least that improvement in NLF as a marginal minimum.

Identified Program Structure

The following components have been completed:

- RFP Preparation and Selection, March 2008
- Council Approval – Award of Contract and Pilot Homes Funding, September 16, 2008
- Kick-Off Meeting, December 9, 2008
- Program Planning and Development, February 2, 2009
- Completed Draft Policies & Procedures Manual, April 2, 2009
- Comprehensive Program Schedule, to be completed by May 29, 2009

Staff is expected to present the comprehensive Quieter Home Program to Council on August 18, 2009.

Long Beach Aviation Friends

The next quarterly meeting, scheduled for **Wednesday, October 14, 2009 at 6:00 p.m.**, will feature the documentary, "Long Days Working Hard: Long Beach During WWII," produced by David Kelly of Cal State Long Beach. To join the group, RSVP, or to get more information, please call Airport Public Affairs at (562) 570-2674 or email long-beachaviationfriends@verizon.net. RSVP is required for location and directions.



MONTHLY AIRPORT ACTIVITY

Current Month & Calendar Year-to-Date Statistics

July 2009

	July			Year-to-Date		
	2009	2008	%Change	2009	2008	%Change
Total Passenger Traffic	278,029	288,711	-3.7%	1,699,494	1,669,958	1.8%
Enplaned Passengers	Load Factor	Load Factor		Load Factor	Load Factor	
Alaska Airlines/Horizon Air	92% 14,534	85% 10,448	39.1%	77% 88,698	75% 65,518	35.4%
Delta/SkyWest Airlines	87% 8,224	88% 7,713	6.6%	78% 47,996	88% 44,150	8.7%
ExpressJet Airlines	N/A N/A	69% 5,842	N/A	N/A N/A	58% 34,244	N/A
JetBlue Airways	87% 107,459	83% 111,002	-3.2%	79% 663,862	78% 630,843	5.2%
US Airways	81% 8,391	89% 9,457	-11.3%	74% 51,232	80% 61,472	-16.7%
Total	87% 138,608	78% 144,462	-4.1%	79% 851,788	77% 836,227	1.9%
Airline Landings	1,287	1,472	-12.6%	8,786	9,214	-4.6%
Air Cargo						
US Tons	3,175	3,988	-20.4%	20,133	28,960	-30.5%
Metric Tons	2,880	3,617	-20.4%	18,260	26,267	-30.5%

Flight slot allocations:

At month-end, Long Beach Airport had 41 allocated Air Carrier flight slots – Alaska (5), JetBlue (29), US Airways (4), FedEx (1), UPS (2) and seven allocated Commuter Carrier flight slots— Delta (5), Horizon (2).

Eighteen Commuter Carrier flight slots remain available for allocation.

Definitions:

Total Passenger Traffic — Total number of airline passengers both enplaned (departures) and deplaned (arrivals).

Air Carrier — A scheduled passenger or cargo airplane, certified under FAR Part 121, 125 or 135, with a maximum takeoff weight of 75,000 lbs. or over.

Commuter Carrier — A scheduled passenger or cargo airplane, certified under FAR Part 121, 125 or 135, with a maximum takeoff weight under 75,000 lbs.

Air Cargo — Cargo carried by aircraft, both inbound and outbound.

COMMERCIAL LATE NIGHT ACTIVITY

Current Month & Year-To-Date Statistics (10 pm—7 am)

July 2009

July				CY-T-D 2009		
	2009	2008	%Change	2009	2008	%Change
Air Carrier & Commuter Operations	2,657	2,526	5.2%	17,759	15,046	18.0%
10pm - 11pm Operations						
Alaska	1	6	-83.3%	15	21	-28.6%
Delta/SkyWest	0	1	-100.0%	5	1	
DHL/Airborne	0	0		0	0	
FedEx	0	0		0	0	
JetBlue Airways	14	26	-46.2%	146	201	-27.4%
UPS	1	0		2	0	
Express Jet	0	0		0	1	-100.0%
US Airways/America West	0	3	-100.0%	5	16	-68.8%
Total	16	36	-55.6%	173	240	-27.9%
11pm - 7am Operations	2009	2008	%Change	2009	2008	%Change
Alaska	0	1		1	5	-80.0%
Delta/SkyWest	0	4		0	21	
DHL/Airborne	0	0		0	0	
FedEx	0	0		0	0	
JetBlue Airways	7	19	-63.2%	33	63	-47.6%
UPS	0	0		0	1	
Express Jet	0	1		0	4	
US Airways/America West	3	0		25	2	1,150.0%
Total	10	25	-60.0%	59	96	-38.5%
10 pm - 7 am Grand Total	26	61	-57.4%	232	336	-31.0%

- 1.0% (26 of 2,657) of total commercial operations occurred between 10 pm—7 am.
- 0.84 flights—Nightly average for all late night commercial flights, includes unanticipated delays.
- 0.32 flights— Nightly average for commercial flights after 11 pm.

NOISE VIOLATIONS

Current Month and CY-T-D Statistics for Long Beach Airport July 2009

July 2009				CY-T-D 2009		
Air Carrier Violations	2009	2008	% Change	2009	2008	% Change
Alaska	0	0		1	3	-66.7%
American Airlines	0	0		0	0	
DHL/Airborne	0	0		0	0	
FedEx	0	0		0	1	-100.0%
JetBlue Airways	6	20	-70.0%	32	59	-45.8%
UPS	0	0		1	2	-50.0%
US Airways/America West	0	0		3	2	50.0%
Total	6	20	-70.0%	37	67	-44.8%
Commuter Violations	2009	2008	% Change	2009	2008	% Change
Delta/SkyWest	0	0		0	2	-100.0%
Express Jet	0	0		0	2	-100.0%
US Airways/America West	0	0		0	0	
Total	0	0		0	4	-100.0%
Non-Commercial Violations	2009	2008	% Change	2009	2008	% Change
All GA, Charter & Other	40	19	110.5%	169	149	13.4%
Total Noise Violations	46	39	17.9%	206	220	-6.4%
Monetary Fines						
Airport Monetary Fines Issued	\$1,300	\$1,800		\$10,600	\$12,800	
Consent Decree Fines Issued	\$15,000	\$90,000		\$123,000	\$257,700	
Total Monetary Fines Issued	\$16,300	\$91,800		\$133,600	\$270,500	
Airport Operations (FAA)	2009	2008	% Change	2009	2008	% Change
Air Carrier + Commuter Carriers	2,657	2,526	5.2%	17,759	15,046	18.0%
Air Taxi + General Aviation	26,144	26,078	0.3%	154,314	188,878	-18.3%
Military Operations	46	30	53.3%	435	278	56.5%
Total Aircraft Operations	28,847	28,634	0.7%	172,508	204,202	-15.5%

0.16% (46 of 28,847) of the Airport's total aircraft operations (Commercial & GA) resulted in a noise violation.

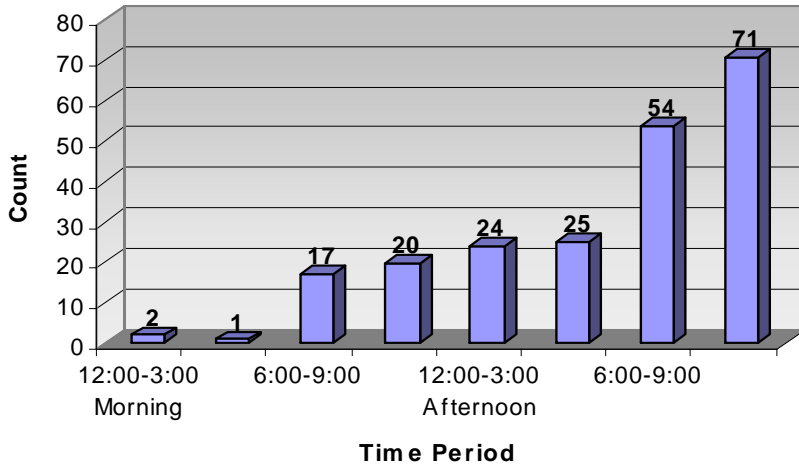
0.23% (6 of 2,657) of Airport's Commercial Operations (Commercial & Commuter) resulted in a noise violation.

Definitions:

GA — General Aviation

NOISE COMPLAINTS

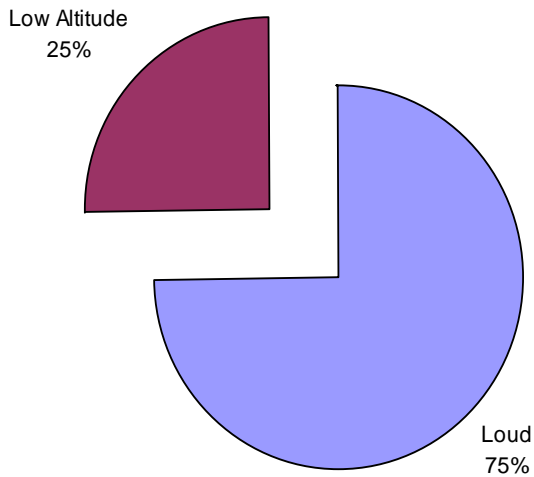
Complaints per Hour



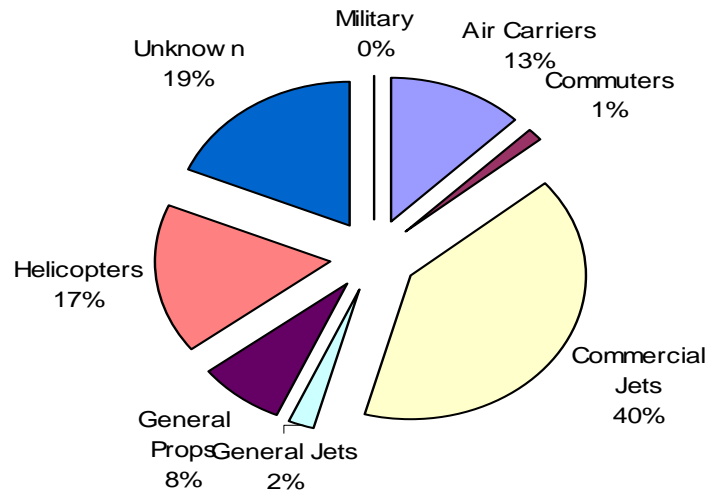
Complaints By Zip Code

90740	2
90755	1
90805	10
90807	67
90808	5
90815	8
92082	1
92647	7
92648	28
92788	4
Zip Code Unknown	81
Total	214

Complaints by Type of Concern



Complaints by Type of Aircraft



NOISE VIOLATIONS

OWNERNAME	DATE	TIME	A/D	RWY	A/C TYPE	RMTID	SEL	LIMIT	STATUS
A & E Flying Club Los Angeles Inc.	07/01/09	2:54:47	D	30	C172	9	81.5	79.0	VIOLATION
Private	07/01/09	13:28:30	D	25R	AT-6G	6	96.4	92.0	VIOLATION
Private	07/01/09	13:32:56	D	25R	AT-6G	6	94.6	92.0	VIOLATION
Private	07/01/09	13:40:47	D	25R	AT-6G	6	94.5	92.0	VIOLATION
Private	07/01/09	13:51:31	D	25R	AT-6G	6	94.8	92.0	VIOLATION
Plane and Simple LLC	07/02/09	1:44:51	A	30	DA42	10	82.7	79.0	VIOLATION
JetBlue Airways Corporation	07/02/09	2:47:10	A	30	A320	10	93.4	79.0	VIO & ALT ENF
Private	07/02/09	11:36:33	D	25R	BE55	6	95.7	92.0	VIOLATION
JetBlue Airways Corporation	07/02/09	23:51:24	A	30	A320	10	93.4	79.0	VIO & ALT ENF
JetBlue Airways Corporation	07/03/09	0:25:05	A	30	A320	10	93.3	79.0	VIO & ALT ENF
Foxtrot Partners LLC	07/03/09	23:20:58	A	30	C525A	10	82.6	79.0	VIOLATION
Private	07/05/09	8:30:57	D	07L	PA-30	1	94.1	92.0	VIOLATION
Private	07/05/09	14:02:51	A	25R	AT-6G	1	91.3	88.0	VIOLATION
Private	07/05/09	14:15:50	D	25R	AT-6G	6	94.4	92.0	VIOLATION
Private	07/08/09	5:03:33	D	25L	C172S	5	85.2	*	VIOLATION
Cinema Aircraft Executive Transportation	07/10/09	13:48:17	A	25R	S-76B	1	92.9	88.0	VIOLATION
Private	07/12/09	9:59:27	D	25R	AT-6G	6	94.1	92.0	VIOLATION
Private	07/13/09	10:54:15	D	25R	AT-6G	6	95.3	92.0	VIOLATION
Private	07/13/09	10:57:59	D	25R	AT-6G	6	95.1	92.0	VIOLATION
Private	07/13/09	11:01:30	D	25R	AT-6G	6	95.7	92.0	VIOLATION
Private	07/13/09	11:04:51	D	25R	AT-6G	6	95.7	92.0	VIOLATION
Private	07/13/09	11:08:25	D	25R	AT-6G	6	99.3	92.0	VIOLATION
Private	07/13/09	11:13:43	D	25R	AT-6G	6	101	92.0	VIOLATION
Private	07/13/09	11:19:44	D	25R	AT-6G	6	96.4	92.0	VIOLATION
Private	07/13/09	11:22:41	D	25R	AT-6G	6	96.1	92.0	VIOLATION
Private	07/13/09	11:26:03	D	25R	AT-6G	6	99.3	92.0	VIOLATION
GHS Leasing Co.	07/15/09	23:20:50	A	30	LJ35	10	83.8	79.0	VIOLATION
Beach Air LLC	07/16/09	23:07:56	A	30	BE20	10	89.3	79.0	VIOLATION
Airshares Elite West LLC	07/16/09	23:15:02	A	30	SR22	10	81.8	79.0	VIOLATION
Omega Air	07/18/09	0:04:49	A	30	T206H	10	86.1	79.0	VIOLATION
Wells Fargo Bank Northwest National Trustee	07/22/09	22:58:06	D	30	SBR1	9	94.5	90.0	VIOLATION
Bank of Utah Trustee	07/23/09	23:37:35	A	30	GLF3	10	89.7	79.0	VIOLATION
Embee Inc	07/23/09	23:39:19	A	30	FA20	10	84.7	79.0	VIOLATION
Elkhorn Aviation LLC	07/24/09	23:45:33	A	30	B300	10	90.2	79.0	VIOLATION
US Airways	07/25/09	6:50:21	D	30	CRJ9	9	91.1	90.0	VIOLATION
Citation Ventures Inc.	07/26/09	0:08:43	A	30	BE90	10	83.1	79.0	VIOLATION
JetBlue Airways Corporation	07/26/09	22:46:56	D	30	A320	9	94.2	90.0	VIOLATION
Bank of Utah Trustee	07/26/09	23:15:26	A	30	GLF3	10	86.5	79.0	VIOLATION
Roonie Inc.	07/27/09	5:59:20	D	25R	DA-20	18	82	79.0	VIOLATION
Private	07/29/09	6:06:43	D	25R	BE36	6	80.4	79.0	VIOLATION
LA Fitness International LLC	07/29/09	23:41:58	A	30	GALX	10	88.7	79.0	VIOLATION
JetBlue Airways Corporation	07/29/09	23:46:18	A	30	A320	10	92.8	79.0	VIO & ALT ENF
Citation Ventures Inc.	07/31/09	3:00:19	A	30	BE90	10	81.6	79.0	VIOLATION
Phenom Aviation LLC C/O Million Air Medford	07/31/09	23:36:09	A	30	E50P	10	84.9	79.0	VIOLATION
JetBlue Airways Corporation	07/31/09	23:41:20	A	30	A320	10	93.2	79.0	VIO & ALT ENF
Cham-Cal Engineering Co	07/31/09	23:57:29	A	30	B200GT	10	84.2	79.0	VIOLATION



Long Beach Airport

4100 Donald Douglas Drive, Long Beach, CA 90808

www.lgb.org • lgbapt@longbeach.gov

Administration • (562) 570-2600

Public Affairs & Noise Abatement • (562) 570-2678

24-Hour Security • (562) 570-2640